



US00D450765B1

(12) **United States Design Patent**
Rosenbaum

(10) **Patent No.:** **US D450,765 S**

(45) **Date of Patent:** **** Nov. 20, 2001**

(54) **WRITING INSTRUMENT**

(75) **Inventor:** **Barry Rosenbaum, Warren, MI (US)**

(73) **Assignee:** **Advance Watch Company, Ltd.,
Warren, MI (US)**

(**) **Term:** **14 Years**

(21) **Appl. No.:** **29/136,175**

(22) **Filed:** **Jan. 25, 2001**

(51) **LOC (7) Cl.** **19-06**

(52) **U.S. Cl.** **D19/36; D19/51; D19/55;
D19/56**

(58) **Field of Search** **D19/35, 36, 41-51,
D19/53-58, 65, 81-85; 401/16, 17, 20,
21, 29-34, 85, 6, 7, 88, 209**

D. 438,903	3/2001	Rosenbaum .	
D. 439,277	3/2001	Rosenbaum .	
2,561,824	*	7/1951 Schmieglitz	401/85 X
2,800,109	*	7/1957 Germann	401/31
2,883,966	*	4/1959 Germann	401/31
3,103,205		9/1963 Legnani .	
3,130,712		4/1964 Kahn et al. .	
3,233,593		2/1966 Bowlby et al. .	
3,320,962	*	5/1967 Moriber et al.	401/31
3,604,816		9/1971 Levoine .	
3,989,389		11/1976 Hashimoto et al. .	
4,022,535		5/1977 Ritter .	
4,533,271		8/1985 Sansevero .	
5,306,085		4/1994 Kobayashi .	
5,549,403		8/1996 O'Shell .	
5,599,122	*	2/1997 Yu	401/31
5,713,680		2/1998 Yoshino et al. .	
5,749,663		5/1998 Takahashi .	
5,890,825		4/1999 Kageyama et al. .	

* cited by examiner

(56) **References Cited**

U.S. PATENT DOCUMENTS

D. 321,720	11/1991	Sakurada .	
D. 327,703	7/1992	Katami .	
D. 335,108	*	4/1993 Armour, II	D12/168
D. 338,915	8/1993	Willat .	
D. 352,958	11/1994	Thompson .	
D. 353,619	12/1994	Kneller .	
D. 355,441	2/1995	Rosenbaum .	
D. 359,982	7/1995	Rosenbaum .	
D. 359,983	7/1995	Rosenbaum .	
D. 395,799	*	7/1998 Lowther	D19/51 X
D. 395,917	7/1998	Rosenbaum .	
D. 395,918	7/1998	Rosenbaum .	
D. 395,919	7/1998	Rosenbaum .	
D. 408,854	*	4/1999 Katami	D19/51
D. 433,446	11/2000	Rosenbaum .	
D. 433,447	11/2000	Rosenbaum .	
D. 433,448	11/2000	Rosenbaum .	
D. 436,126	1/2001	Rosenbaum .	
D. 436,375	1/2001	Rosenbaum .	
D. 436,622	1/2001	Rosenbaum .	

Primary Examiner—Martie K. Holtje

(74) *Attorney, Agent, or Firm*—Brooks & Kushman P.C.

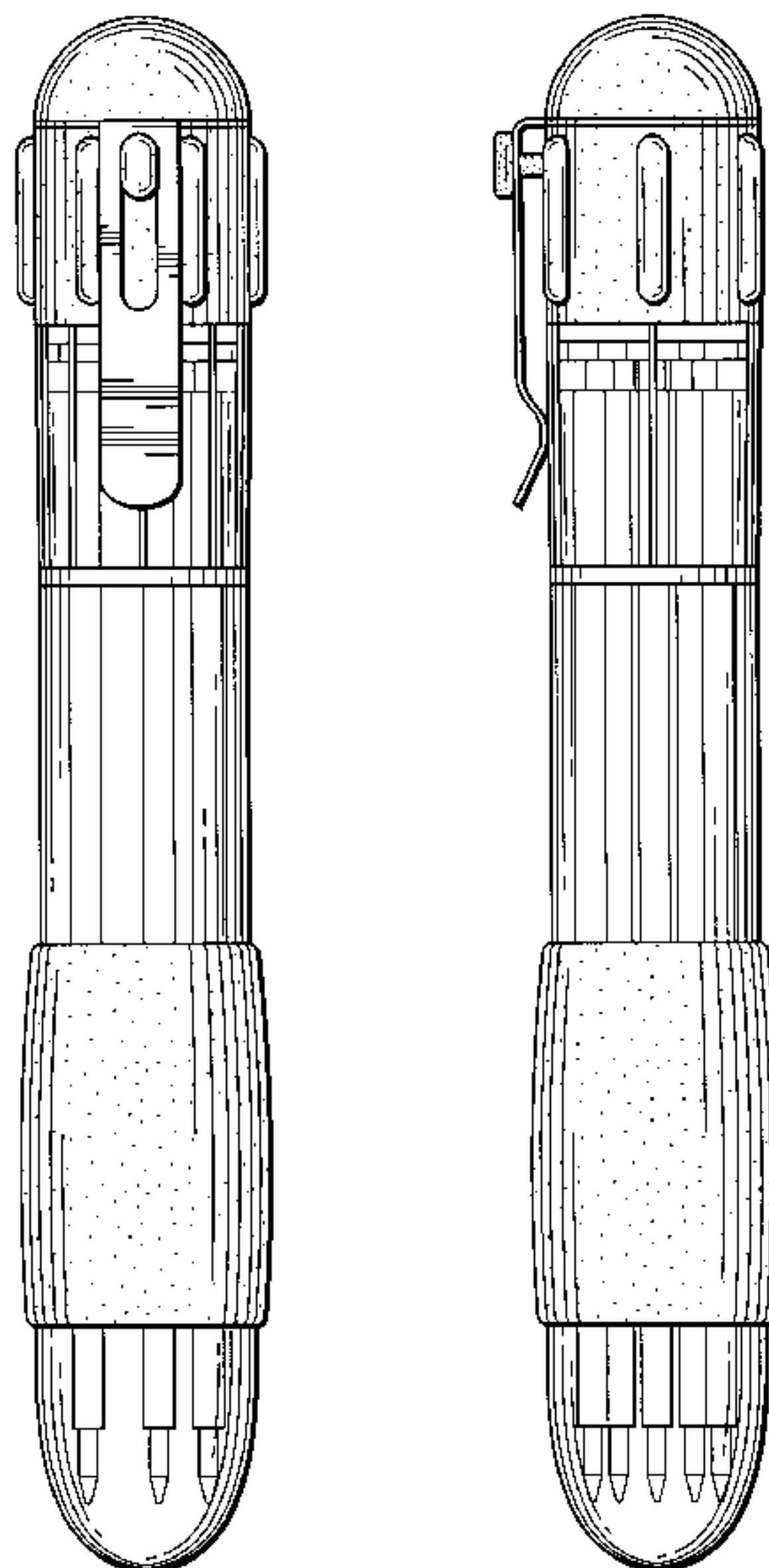
(57) **CLAIM**

The ornamental design for a writing instrument, as shown and described.

DESCRIPTION

FIG. 1 is a front elevational view of the writing instrument of this invention;
 FIG. 2 is a left side elevational view of the writing instrument of this invention, the right side elevational view being a mirror image thereof;
 FIG. 3 is a rear elevational view of the writing instrument of this invention;
 FIG. 4 is a top plan view of FIG. 2 of the writing instrument of this invention; and,
 FIG. 5 is a bottom plan view of FIG. 2 of the writing instrument of this invention.

1 Claim, 1 Drawing Sheet






Fig. 1

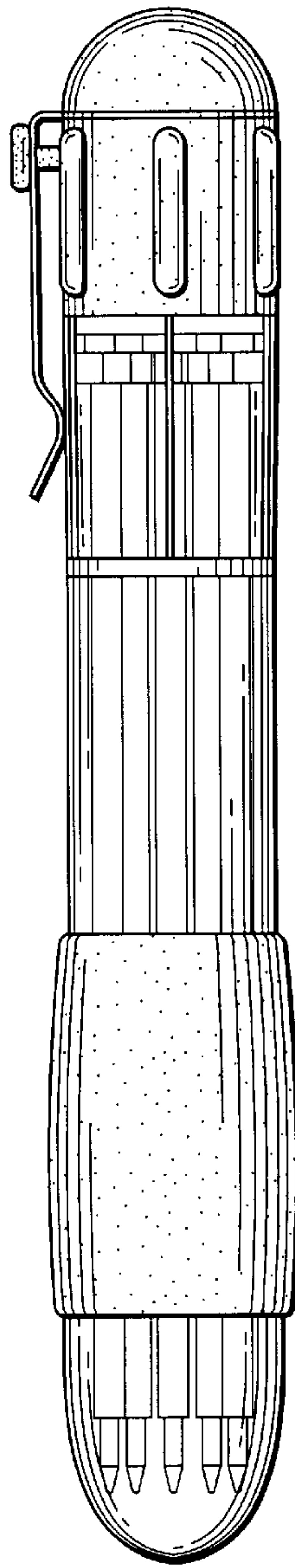


Fig. 2

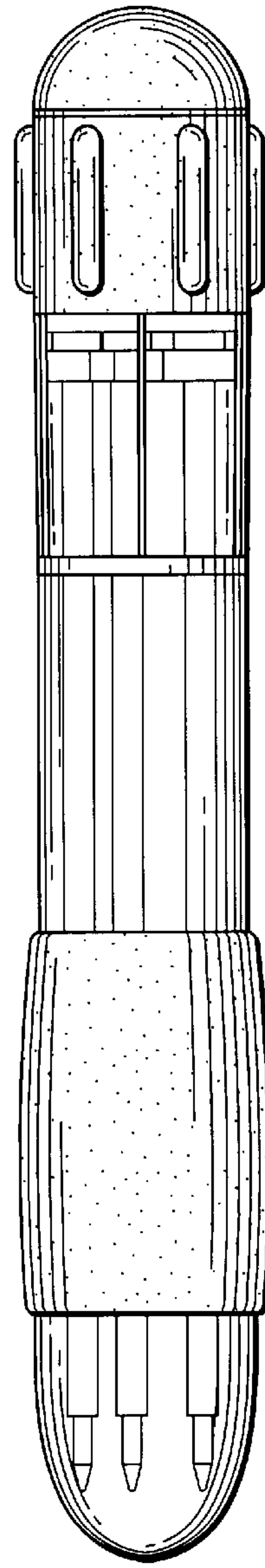


Fig. 3

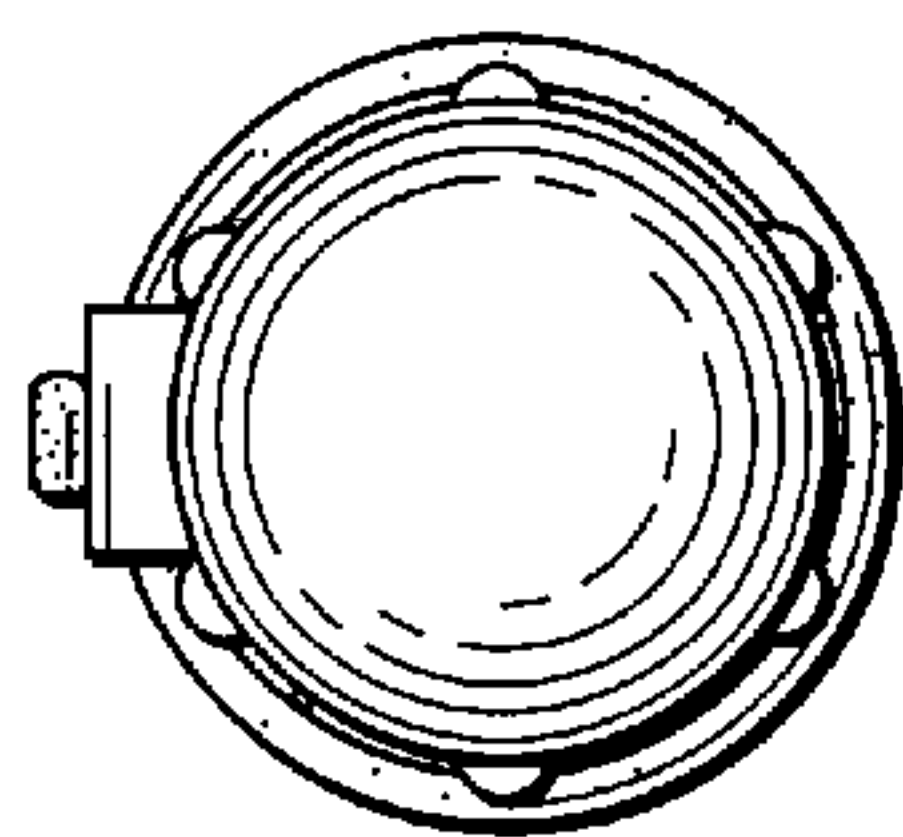


Fig. 4

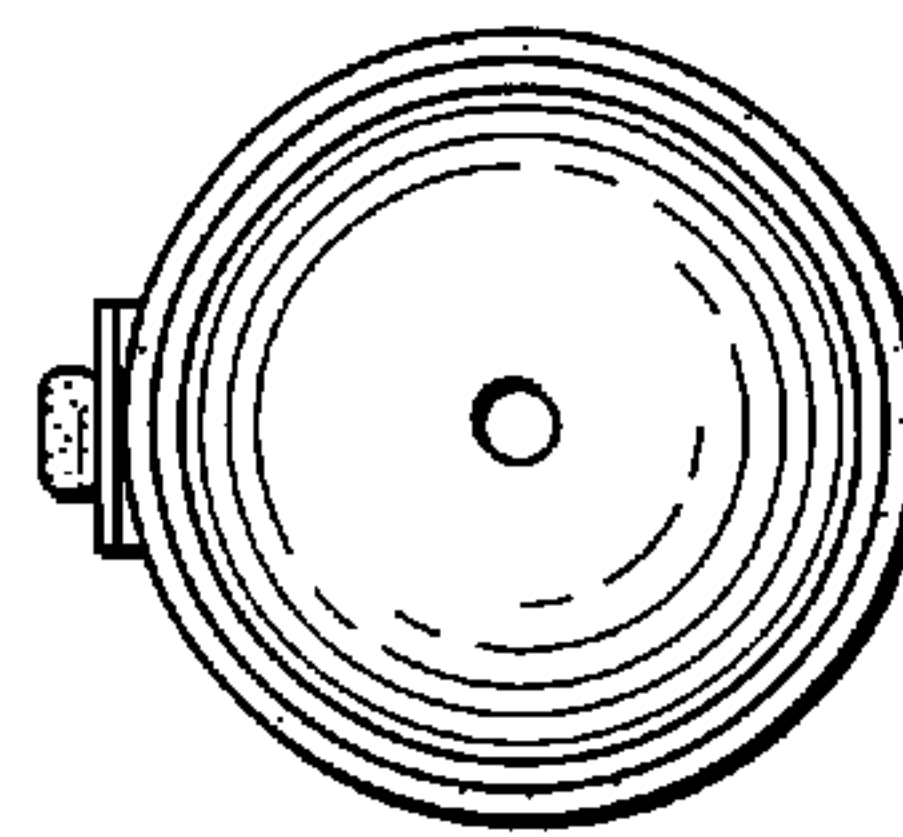


Fig. 5