



US00D450746B1

(12) **United States Design Patent**
Johnson

(10) **Patent No.:** **US D450,746 S**

(45) **Date of Patent:** **** Nov. 20, 2001**

- (54) **SUN VISOR FOR EYEGLASSES**
- (76) Inventor: **Carol Johnson**, 1967 Sevenhills Dr.,
Cincinnati, OH (US) 45240
- (**) Term: **14 Years**
- (21) Appl. No.: **29/126,997**
- (22) Filed: **Jul. 28, 2000**
- (51) **LOC (7) Cl.** **16-06**
- (52) **U.S. Cl.** **D16/340**
- (58) **Field of Search** D16/310, 340,
D16/300, 330; D2/872, 876, 879, 882,
893; D29/109; 2/10, 12, 13; 351/41, 44,
158

4,543,667	*	10/1985	Garbutt	2/13
4,856,089	*	8/1989	Horton	2/10
4,945,573	*	8/1990	Handis	2/10
5,335,025	*	8/1994	Wang	351/44
5,553,321	*	9/1996	Cassel	2/13

* cited by examiner

Primary Examiner—Raphael Barkai
(74) *Attorney, Agent, or Firm*—Alfred J. Mangels

(57) **CLAIM**

The ornamental design for a sun visor for eyeglasses, as shown and described.

DESCRIPTION

FIG. 1 is a front perspective view of a pair of eyeglasses including in operative position a removable sun visor in accordance with my new design.

FIG. 2 is a top plan view of my new sun visor.

FIG. 3 is a bottom view thereof.

FIG. 4 is a front view thereof.

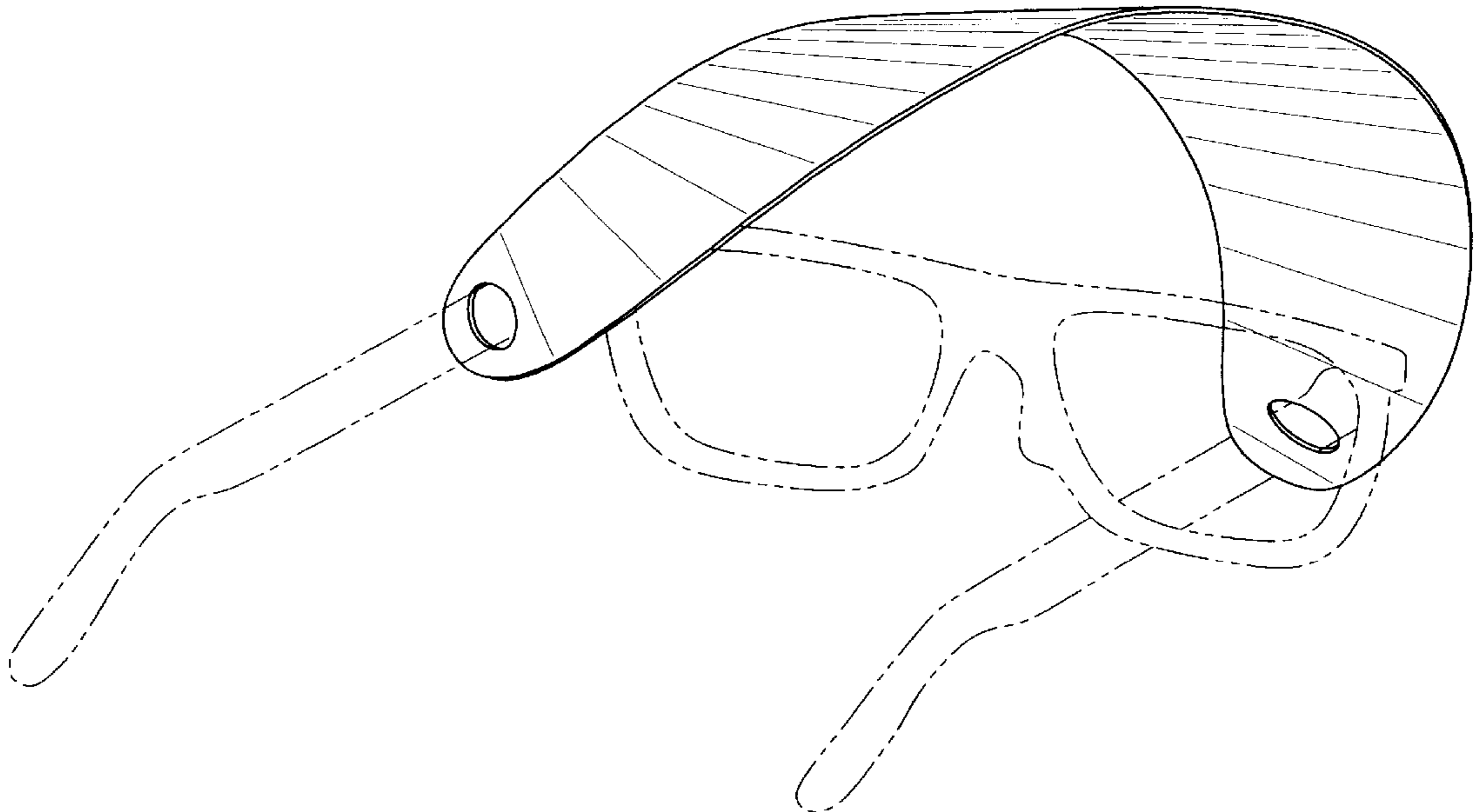
FIG. 5 is a rear view thereof; and,

FIG. 6 is a right side view thereof.

The left side view is the mirror image of the right side view. The matter shown in dashed lines in FIG. 1 are environment to show a pair of eyeglasses that include in operative position a removable sun visor in accordance with my new design.

- (56) **References Cited**
- U.S. PATENT DOCUMENTS
- D. 178,711 * 9/1956 Wells D16/340
- D. 339,597 * 9/1993 Sprong D16/340
- D. 341,695 * 11/1993 Vandiver D16/340
- D. 403,492 * 1/1999 Tseng D2/893
- 947,636 * 1/1910 Degges 2/13
- 2,106,615 * 1/1938 Maurer D16/340
- 2,620,472 * 12/1952 Sores 2/13
- 2,762,050 * 9/1956 Bricker 2/13
- 2,795,793 * 6/1957 Sommers D16/340
- 3,237,204 * 3/1966 Honsaker D2/876
- 3,276,035 * 10/1966 Jacobson D16/340

1 Claim, 4 Drawing Sheets



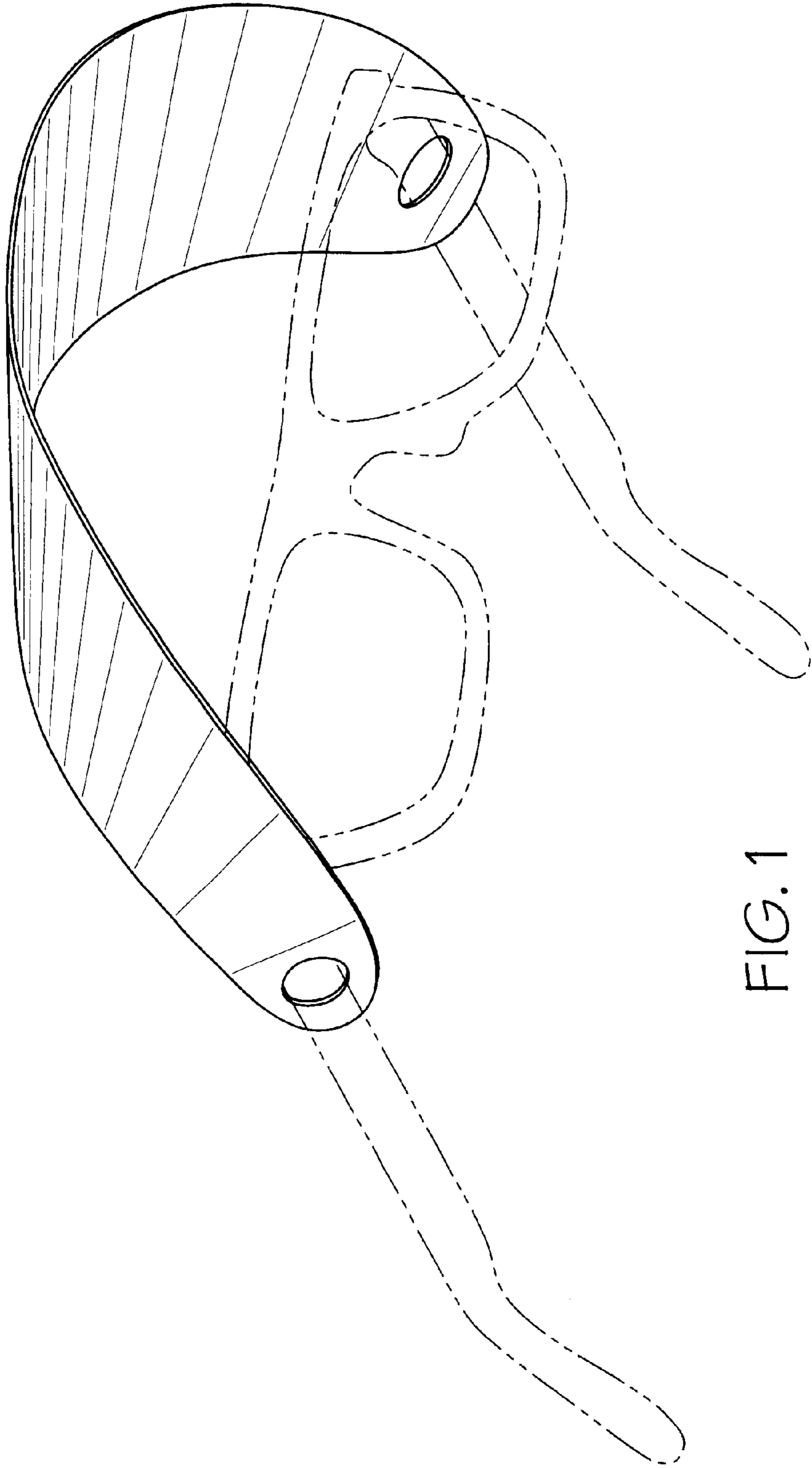


FIG. 1

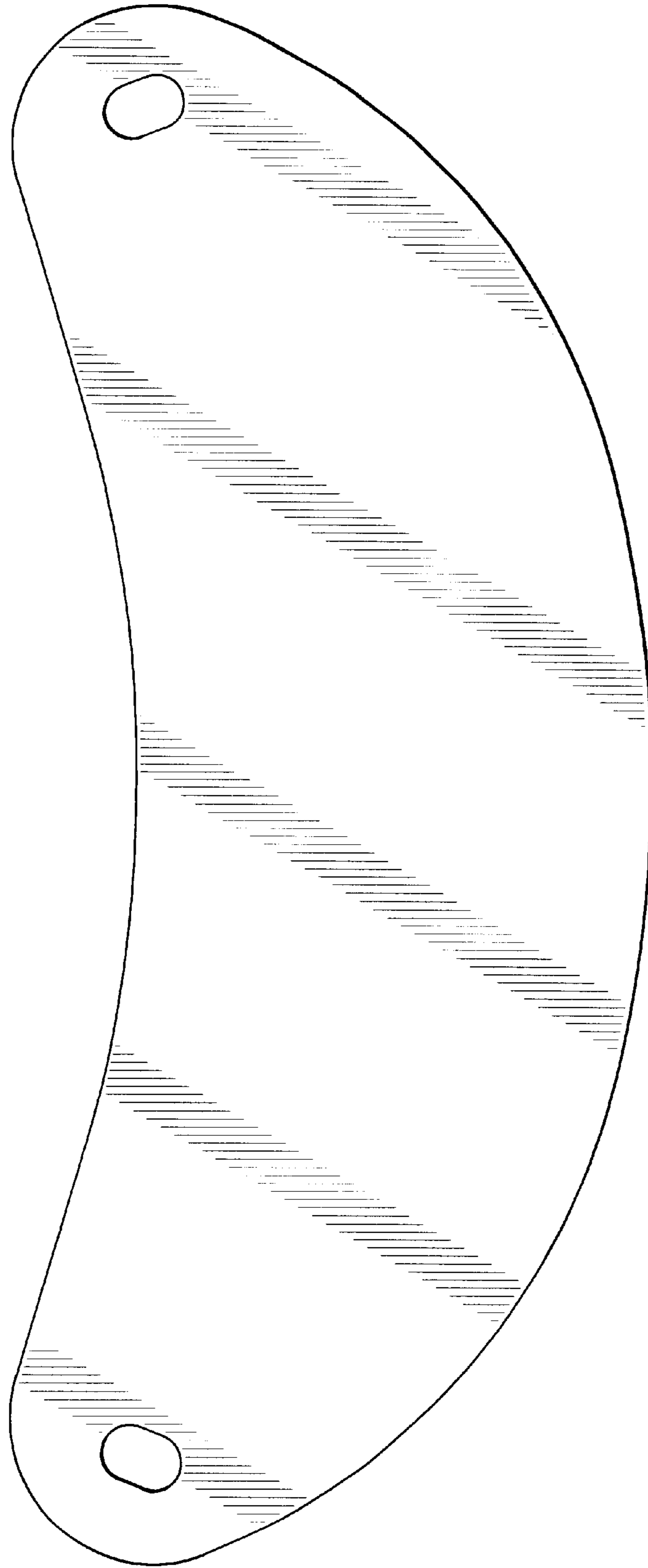


FIG. 2

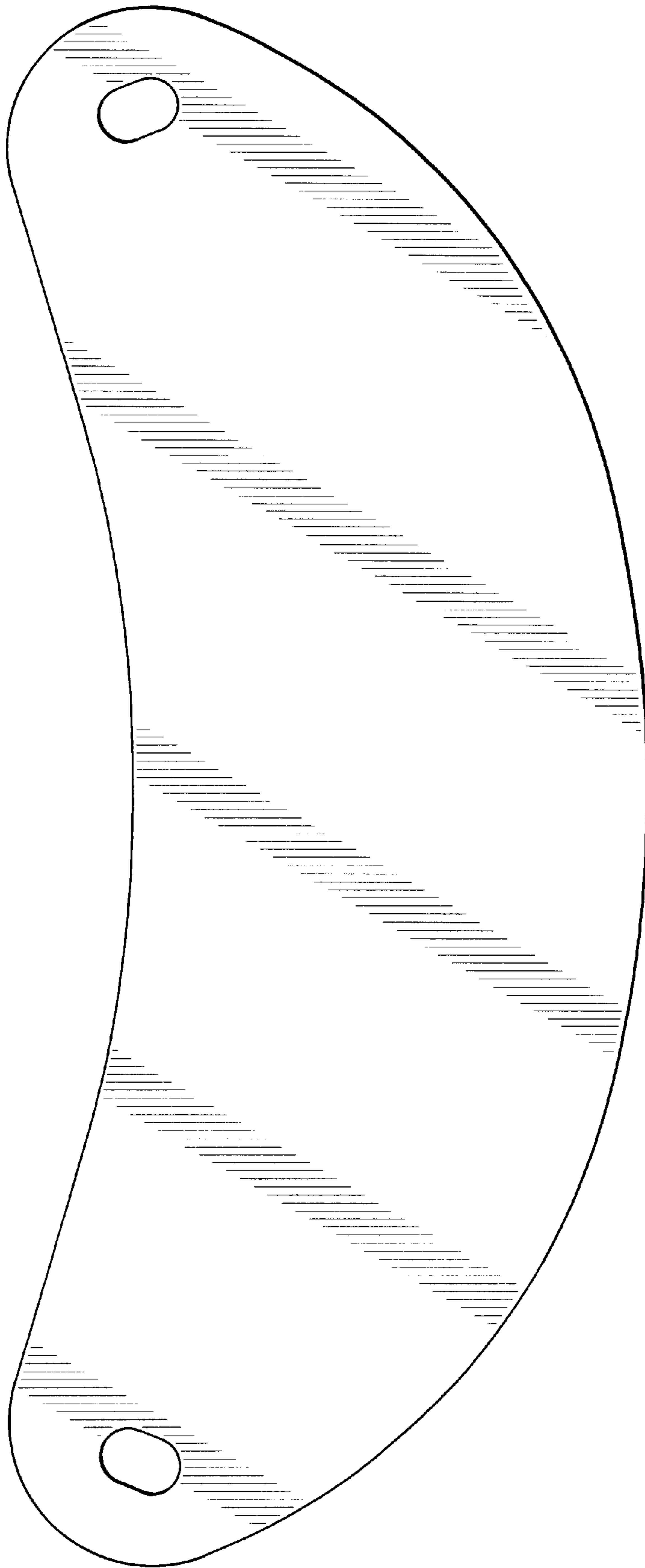


FIG. 3



FIG. 4



FIG. 5



FIG. 6