



US00D450739B1

(12) **United States Design Patent**  
**Nojima et al.**

(10) **Patent No.:** **US D450,739 S**

(45) **Date of Patent:** **\*\* Nov. 20, 2001**

(54) **CAMERA**

(75) **Inventors:** **Akira Nojima**, Fussa; **Jun Akabane**,  
Yokohama; **Jun Konno**, Shinagawa-ku,  
all of (JP)

(73) **Assignee:** **Nikon Corporation**, Tokyo (JP)

(\*\*) **Term:** **14 Years**

(21) **Appl. No.:** **29/123,857**

(22) **Filed:** **May 26, 2000**

(30) **Foreign Application Priority Data**

Dec. 28, 1999 (JP) ..... 11-37250

(51) **LOC (7) Cl.** ..... **16-01**

(52) **U.S. Cl.** ..... **D16/217**

(58) **Field of Search** ..... D16/200-205,  
D16/208, 209, 216-218; 396/176-178,  
354-359, 535-541

(56) **References Cited**

**U.S. PATENT DOCUMENTS**

D. 304,729	*	11/1989	Sugiyama et al.	.....	D16/217
D. 390,859	*	2/1998	Nojima et al.	.....	D16/217
D. 418,530	*	1/2000	Tanaka et al.	.....	D16/217
D. 422,613	*	4/2000	Nagaoka	.....	D16/217
D. 424,593	*	5/2000	Nojima et al.	.....	D16/217
D. 425,094	*	5/2000	Morishita et al.	.....	D16/217
4,406,533	*	9/1983	Yamamoto	.....	396/206

**OTHER PUBLICATIONS**

Popular Photography, Oct. 1988 p. 37 (Pentax SF-10).\*  
Japanese design patent reg. No. 920601-4 Jul. 26, 1996.\*

\* cited by examiner

*Primary Examiner*—Adir Aronovich

(74) *Attorney, Agent, or Firm*—Oliff & Berridge, PLC

(57) **CLAIM**

The ornamental design for a camera, as shown and described.

**DESCRIPTION**

FIG. 1 is a front perspective view of a camera showing our new design;

FIG. 2 is a front elevation view thereof;

FIG. 3 is a rear elevation view thereof;

FIG. 4 is a left elevation view thereof;

FIG. 5 is a right elevation view thereof;

FIG. 6 is a top plan elevation view thereof;



FIG. 7 is a bottom plan elevation view thereof;

FIG. 8 is a front perspective view thereof, with a lens barrel attached position; and,

FIG. 9 is a front perspective view thereof, with a lens barrel attached and a pop-up flash in an open position.

The broken lines which define the bounds of the claimed design form no part thereof.

**1 Claim, 6 Drawing Sheets**






Fig.1




Fig.2




Fig.3

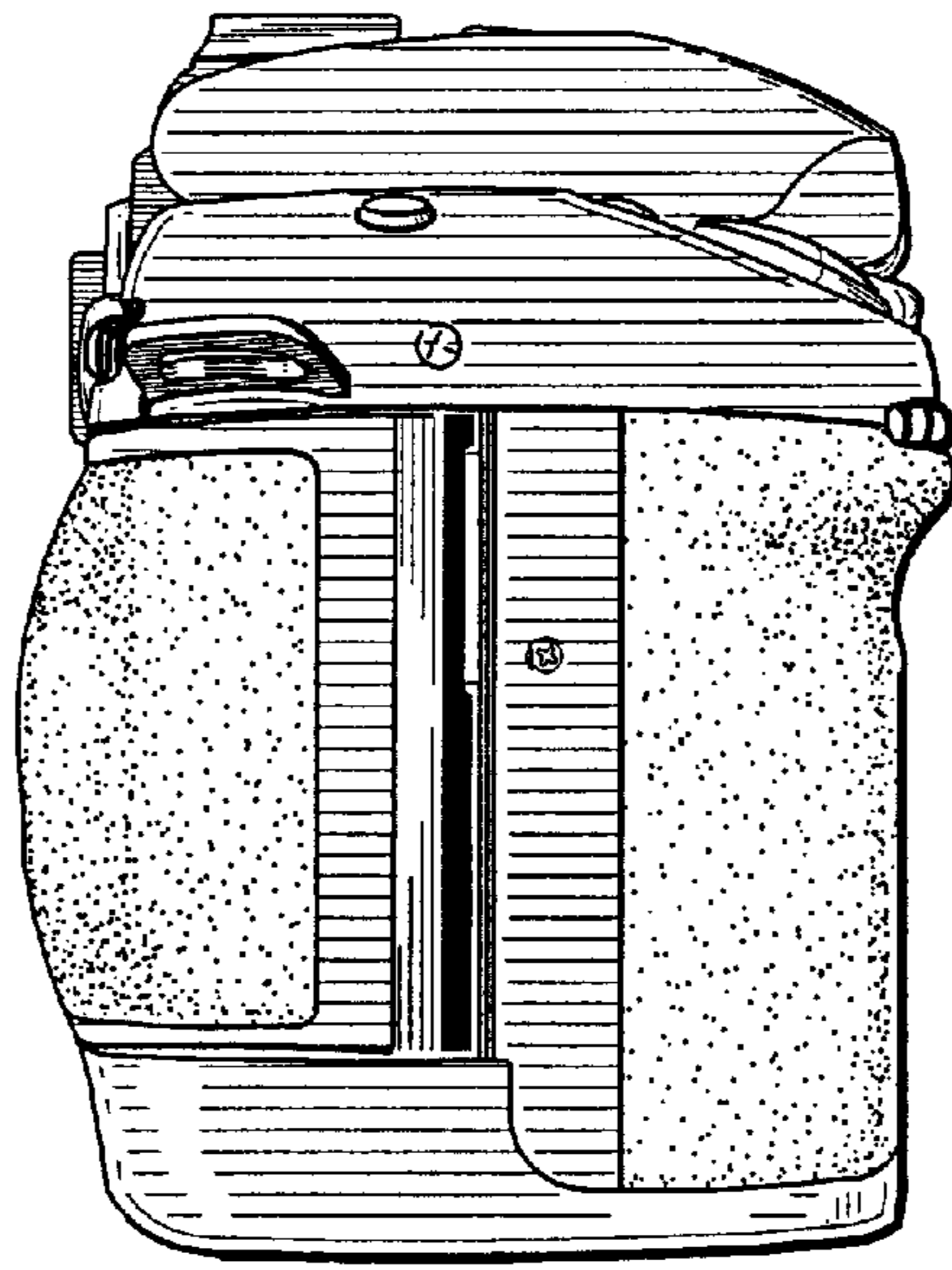


Fig.4

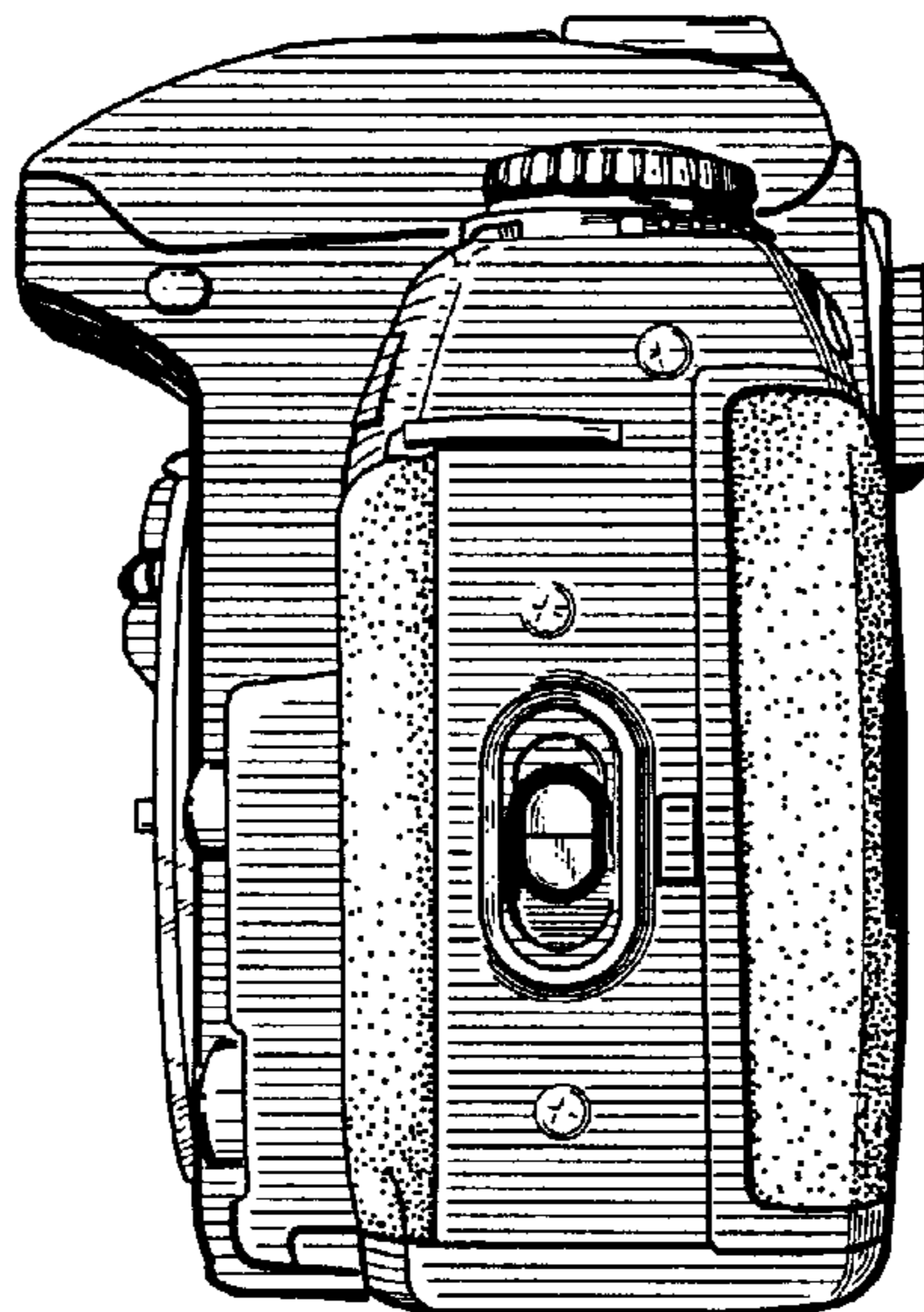


Fig.5

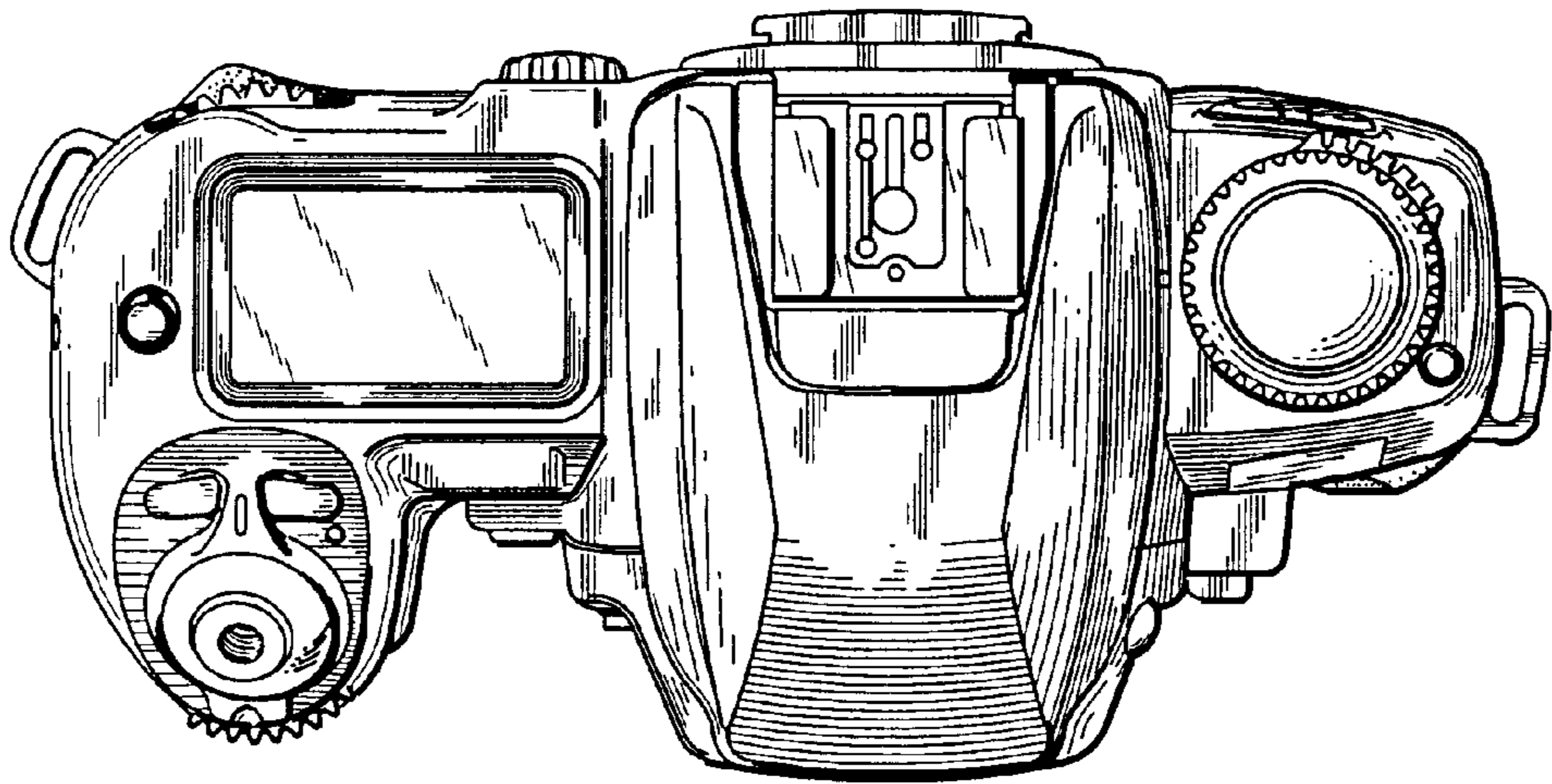


Fig.6

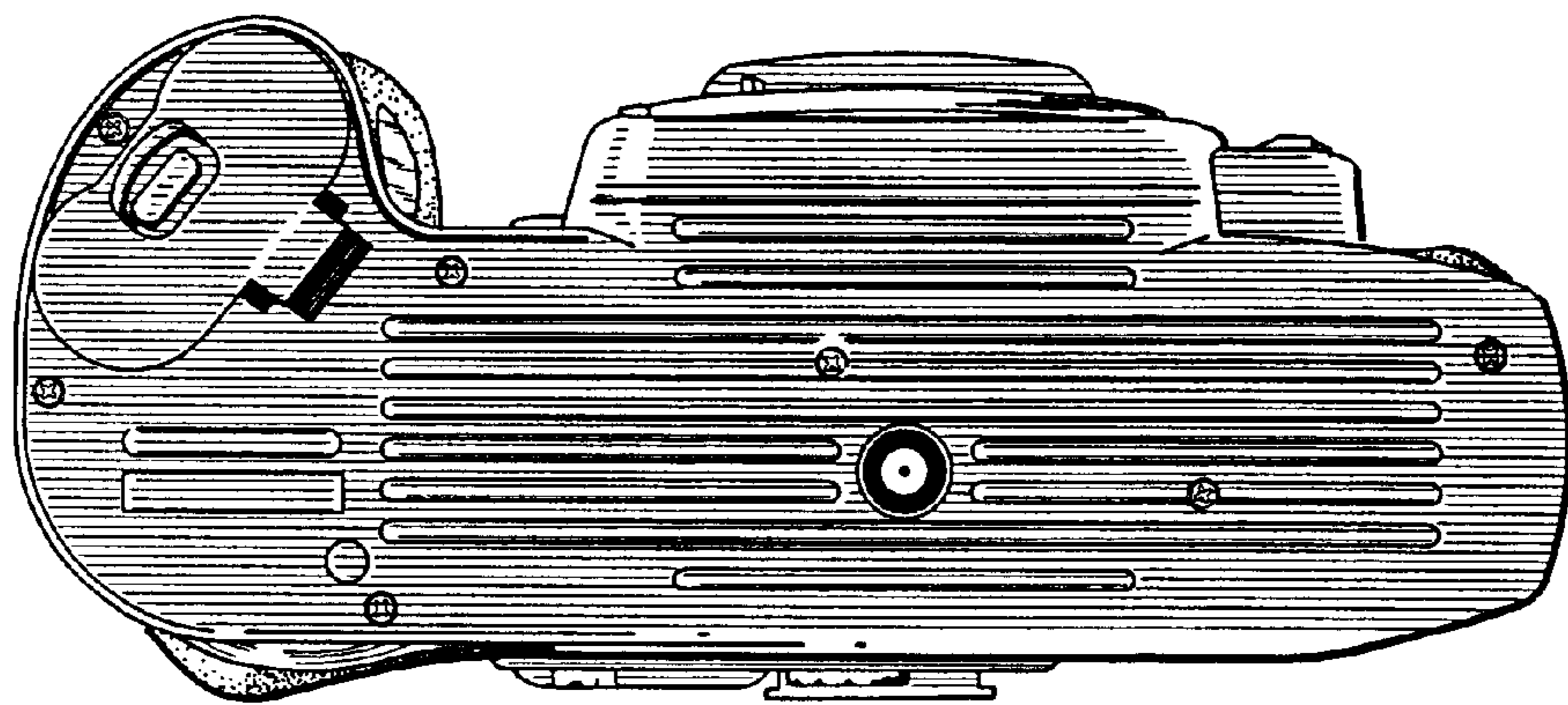


Fig.7




Fig.8




Fig.9