



US00D450733B1

(12) **United States Design Patent**
Shinano

(10) **Patent No.:** **US D450,733 S**

(45) **Date of Patent:** **** Nov. 20, 2001**

(54) **ELECTRONIC CAMERA**

(75) **Inventor:** **Toru Shinano, Yokohama (JP)**

(73) **Assignee:** **Canon Kabushiki Kaisha, Tokyo (JP)**

(**) **Term:** **14 Years**

(21) **Appl. No.:** **29/137,626**

(22) **Filed:** **Feb. 27, 2001**

(30) **Foreign Application Priority Data**

Aug. 30, 2000 (JP) 12-023967

(51) **LOC (7) Cl.** **16-01**

(52) **U.S. Cl.** **D16/202; D16/208**

(58) **Field of Search** **D16/200-206,**
D16/208, 209, 217, 218; D18/14, 54; 348/373-376;
358/906, 909.1; 396/535-541, 429

(56) **References Cited**

U.S. PATENT DOCUMENTS

- D. 409,640 * 5/1999 Funato D16/202
- D. 410,665 6/1999 Shinano D16/202
- D. 423,544 * 4/2000 Yamamoto et al. D16/218

- D. 424,084 * 5/2000 Senda D16/202
- D. 435,263 * 12/2000 Kato D16/208
- D. 441,777 * 5/2001 Katayama D16/202
- 5,860,036 * 1/1999 Stephenson 396/429

* cited by examiner

Primary Examiner—Adir Aronovich

(74) *Attorney, Agent, or Firm*—Fitzpatrick, Cella, Harper & Scinto

(57) **CLAIM**

The ornamental design for an electronic camera, as shown and described.

DESCRIPTION

FIG. 1 is a front view of an electronic camera showing my new design;
 FIG. 2 is a rear view thereof;
 FIG. 3 is a top plan view thereof;
 FIG. 4 is a bottom plan view thereof;
 FIG. 5 is a left side view thereof;
 FIG. 6 is a right side view thereof; and,
 FIG. 7 is a perspective view thereof.

1 Claim, 3 Drawing Sheets




FIG. 1

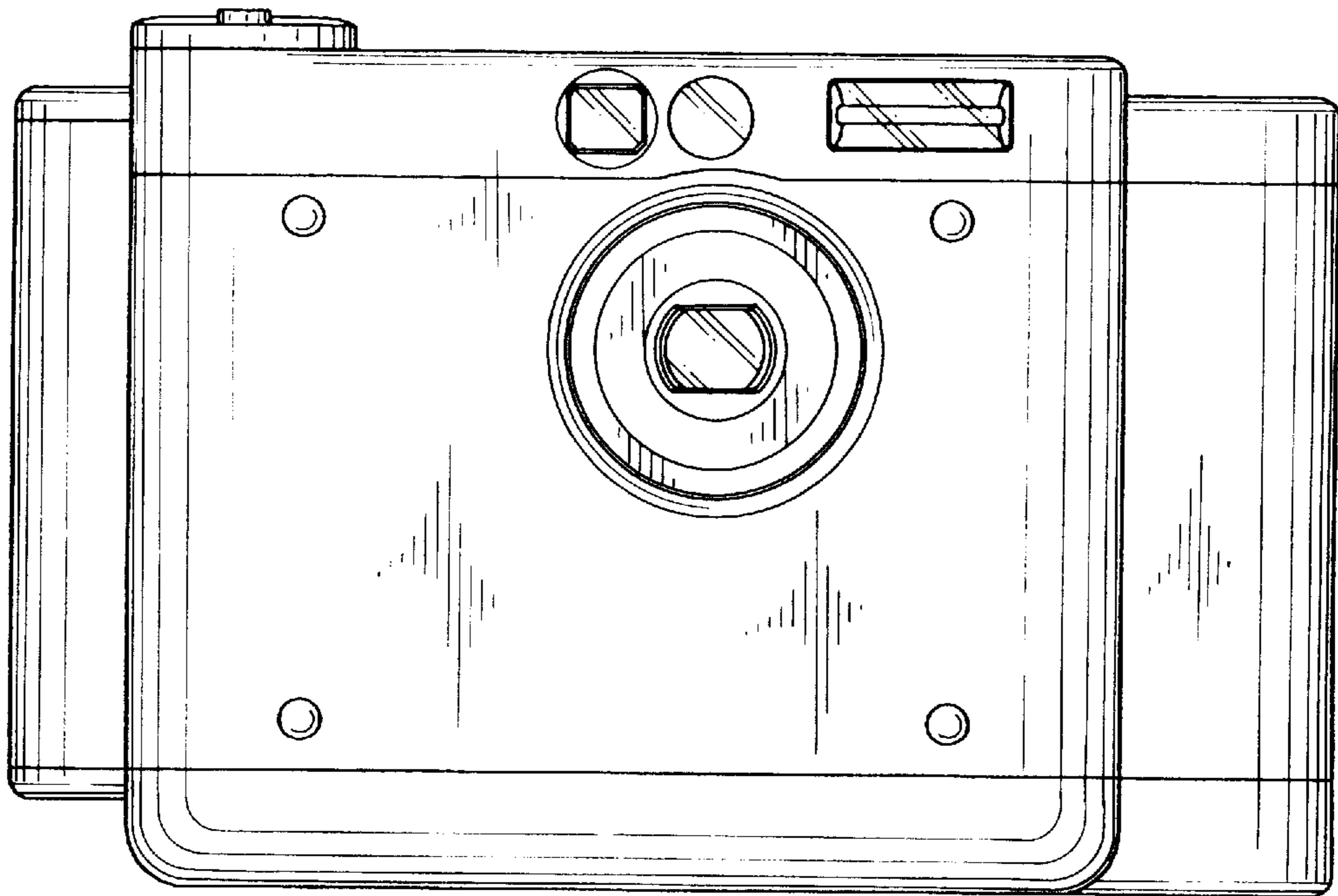


FIG. 2

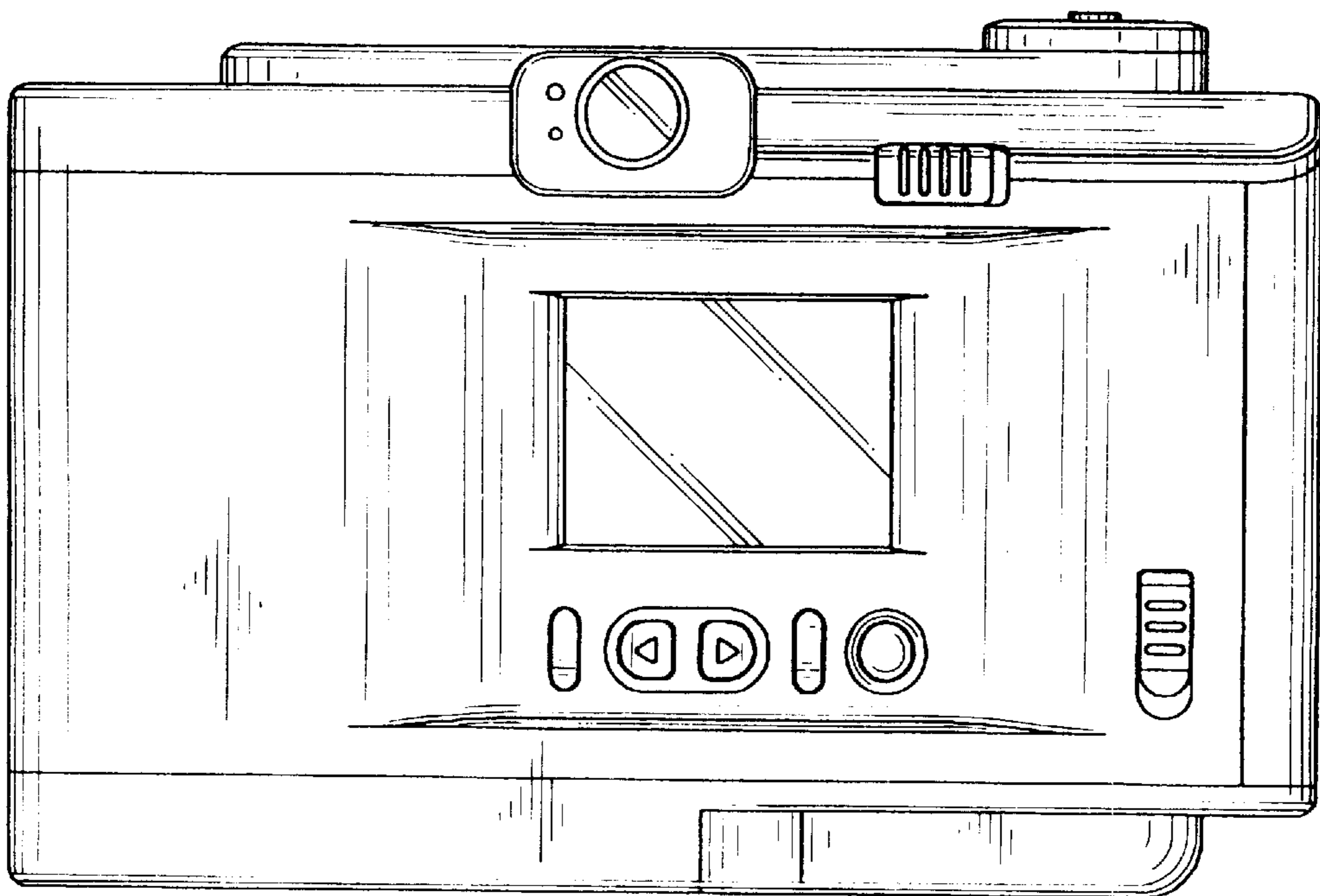


FIG. 3

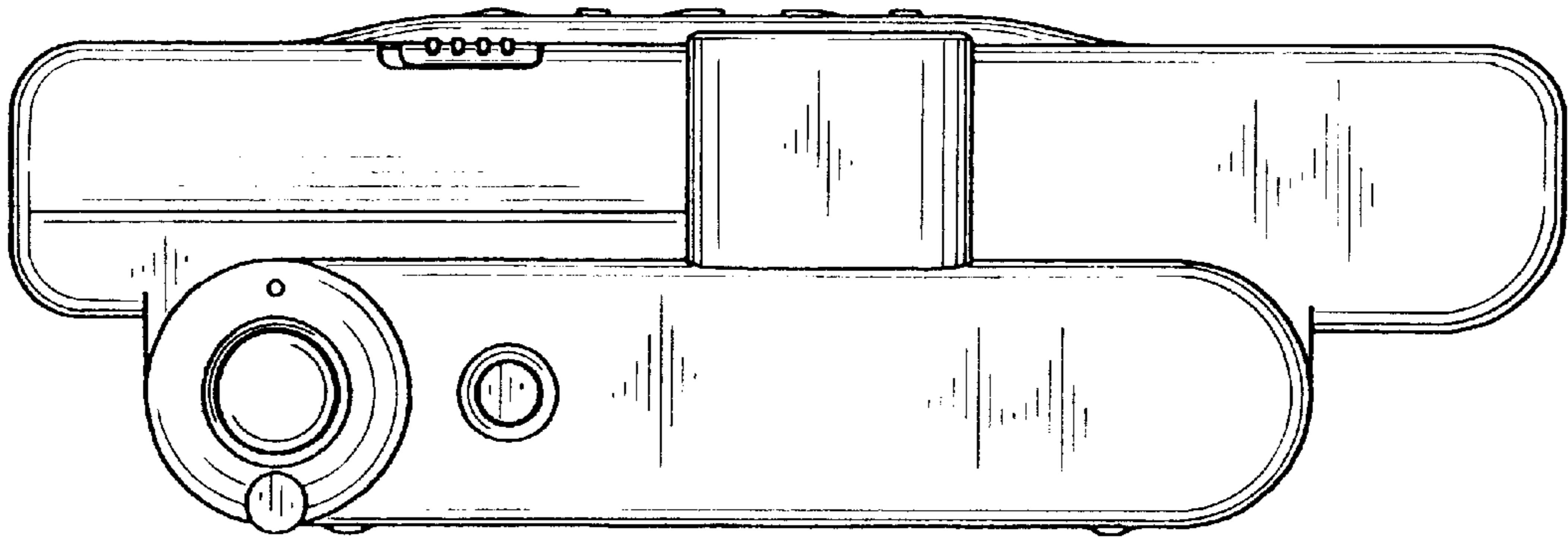


FIG. 4

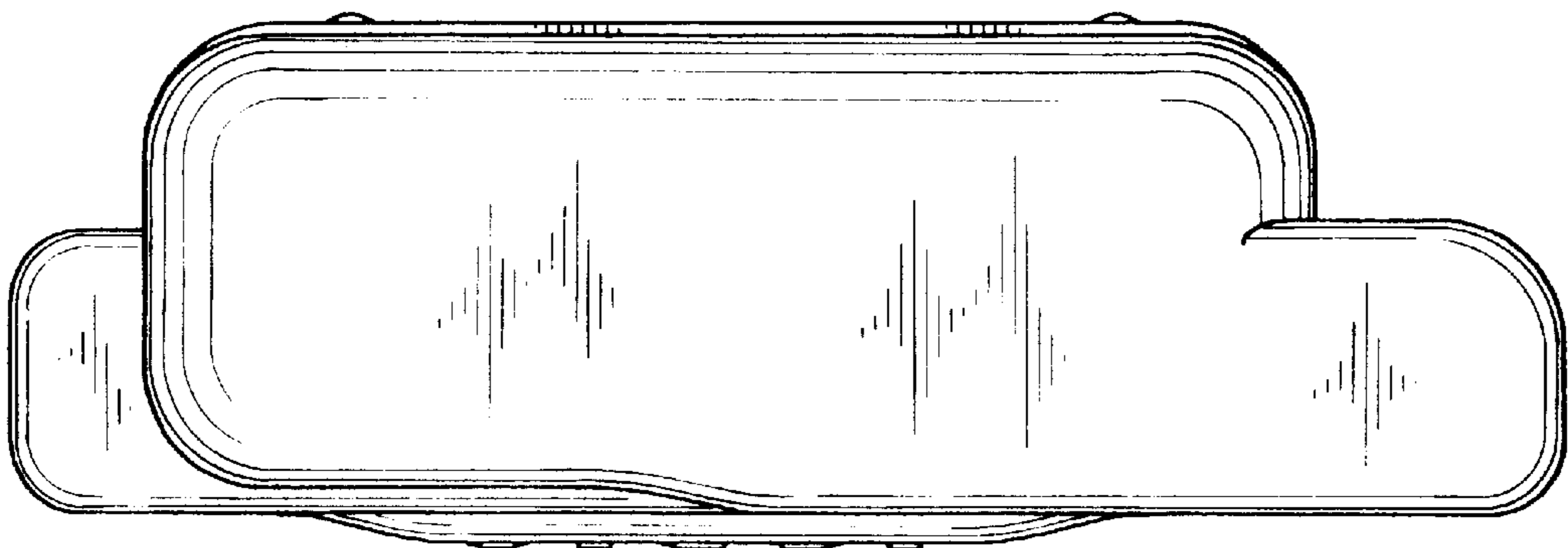


FIG. 5




FIG. 6




FIG. 7

