



US00D450725B1

(12) **United States Design Patent**  
Yates et al.

(10) **Patent No.:** **US D450,725 S**

(45) **Date of Patent:** **\*\* Nov. 20, 2001**

(54) **SPOOL MOUNTING ADAPTER FOR SEWING MACHINE**

(76) Inventors: **Nancy B. Yates; Virgil H. Yates**, both of 107 Howard St., Elizabethtown, KY (US) 42701

(\*\*) Term: **14 Years**

(21) Appl. No.: **29/136,486**

(22) Filed: **Jan. 31, 2001**

(51) **LOC (7) Cl.** ..... **15-06**

(52) **U.S. Cl.** ..... **D15/72**

(58) **Field of Search** ..... D15/69, 72, 76, D15/78; 112/241, 259, 302; 242/139, 130, 130.4

(56) **References Cited**

**U.S. PATENT DOCUMENTS**

D. 182,300	*	3/1958	Muccitelli	.....	D15/72
D. 268,031	*	2/1983	Zappa	.....	D15/69
2,497,359		2/1950	Isabelle, Sr.		
2,528,171		10/1950	Pehlivanian		
2,688,294		9/1954	McCloud		

3,122,113		2/1964	Edwards	.	
5,441,003		8/1995	Hashiride	.	
5,626,302	*	5/1997	Hrobar	.....	242/130
5,694,873		12/1997	Wu	.	
5,707,021		1/1998	Bits et al.	.	
5,829,711		11/1998	Wu	.	

\* cited by examiner

*Primary Examiner*—Mitchell Siegel

(74) *Attorney, Agent, or Firm*—Carrithers Law Office; David W. Carrithers


(57) **CLAIM**

The ornamental design for a spool mounting adapter for sewing machine, as shown and described.

**DESCRIPTION**

FIG. 1 is a right side view of a spool mounting adapter for sewing machine in accordance with my design; FIG. 2 is a left side view thereof; FIG. 3 is a top plan view thereof; FIG. 4 is a bottom plan view, thereof; FIG. 5 is a rear view, thereof; and, FIG. 6 is a front view, thereof.

**1 Claim, 2 Drawing Sheets**



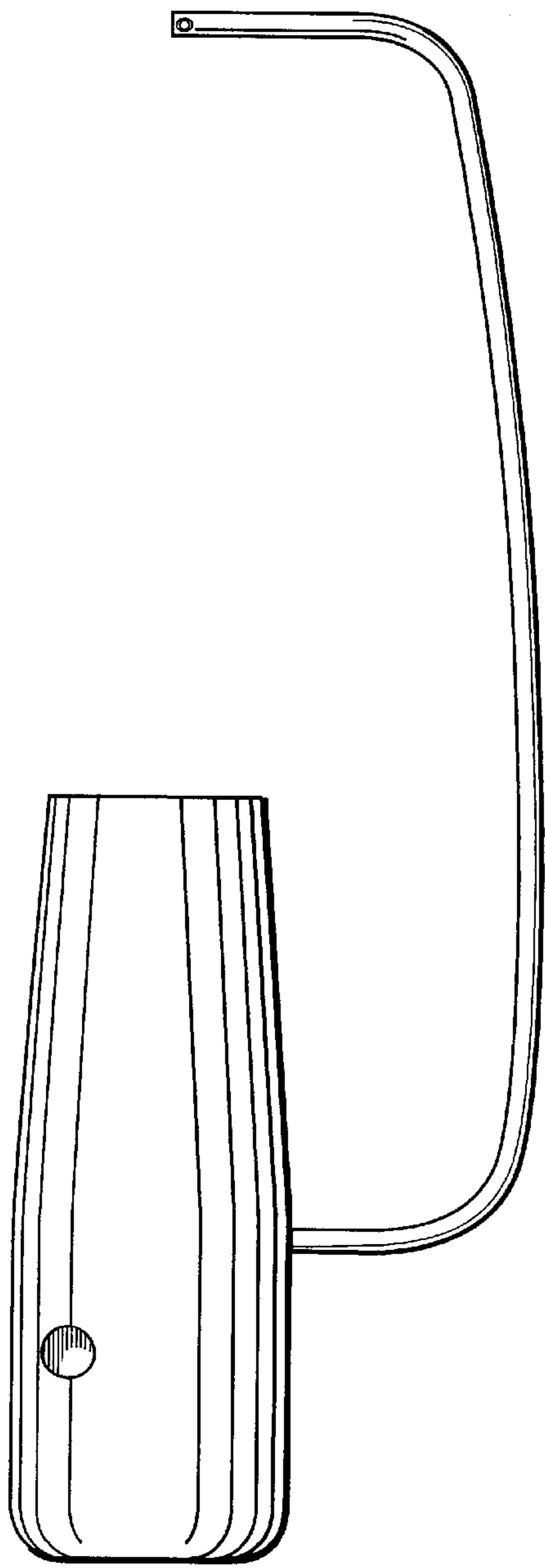


FIG. 1

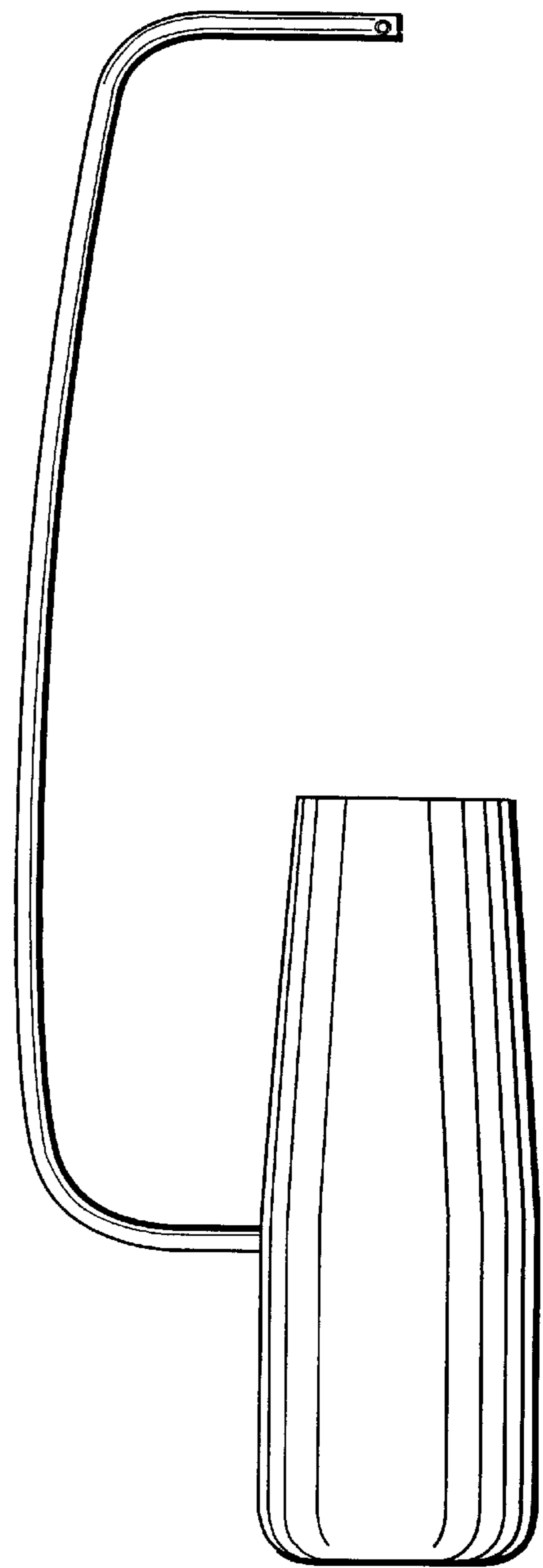


FIG. 2

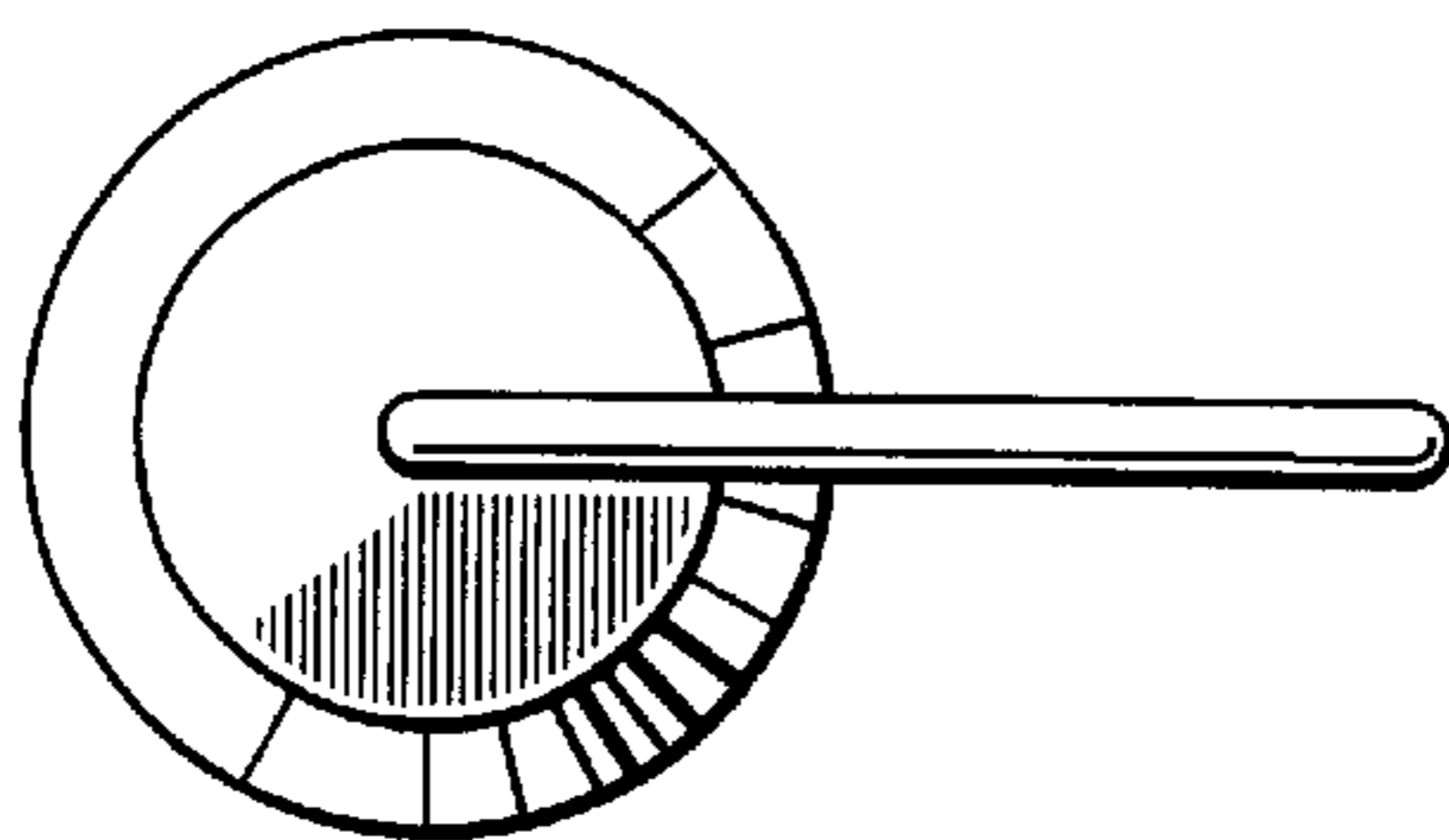


FIG. 3

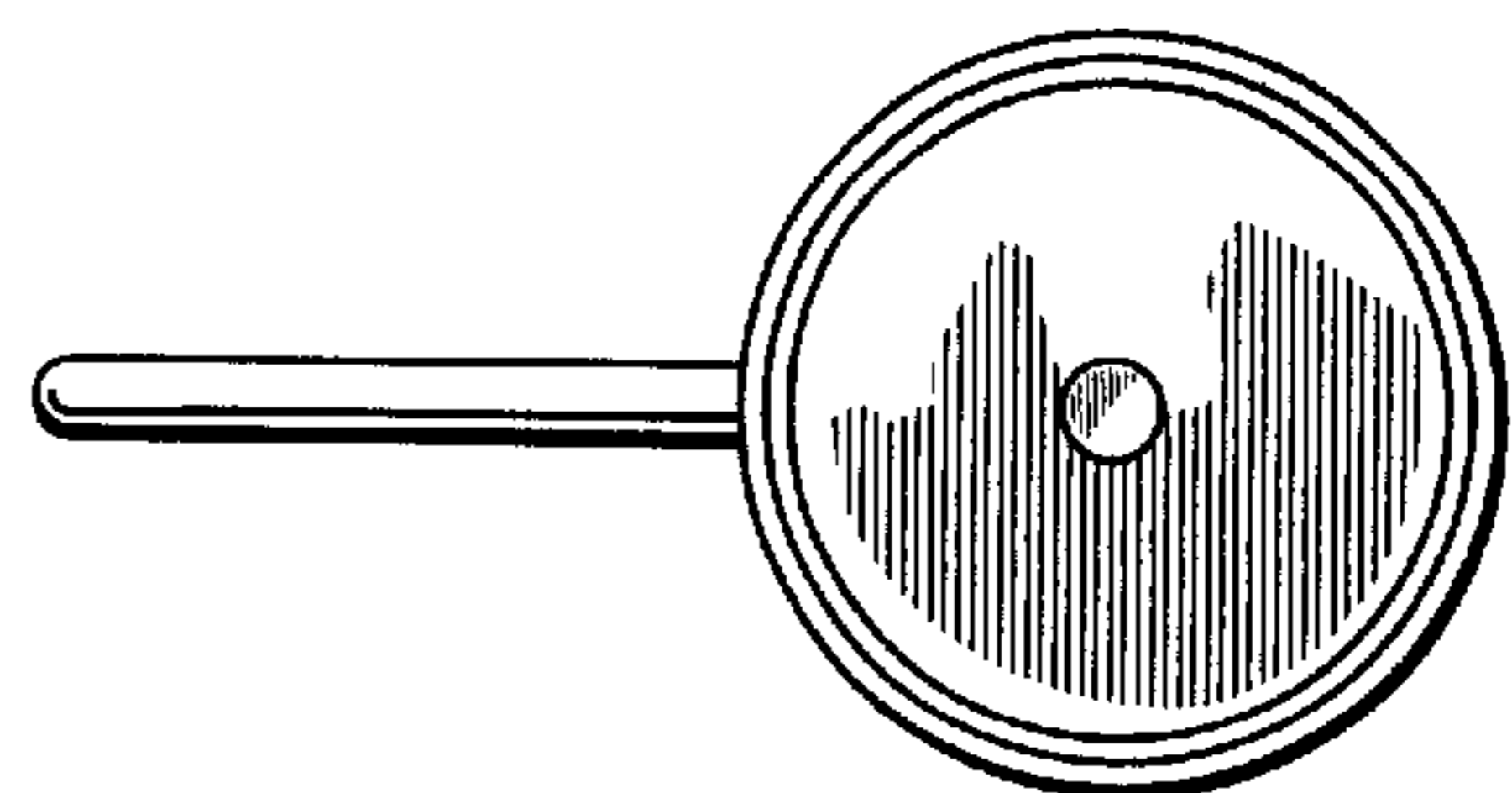
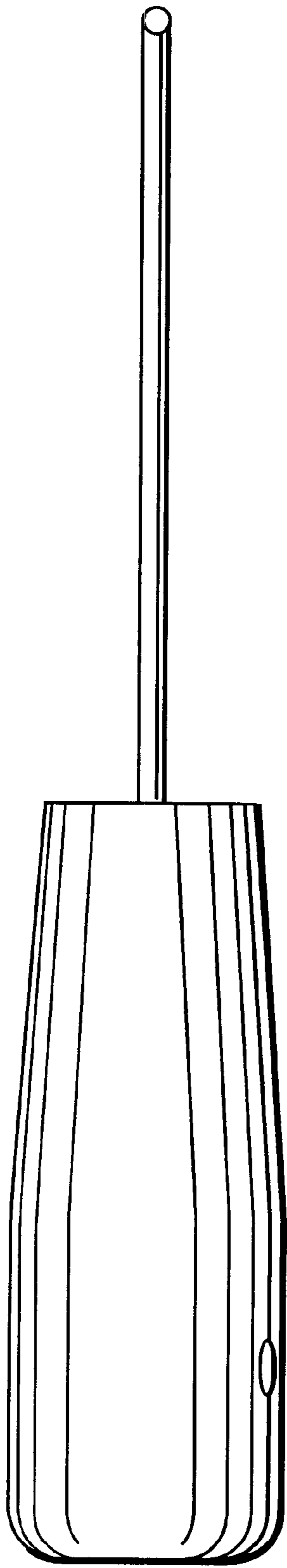
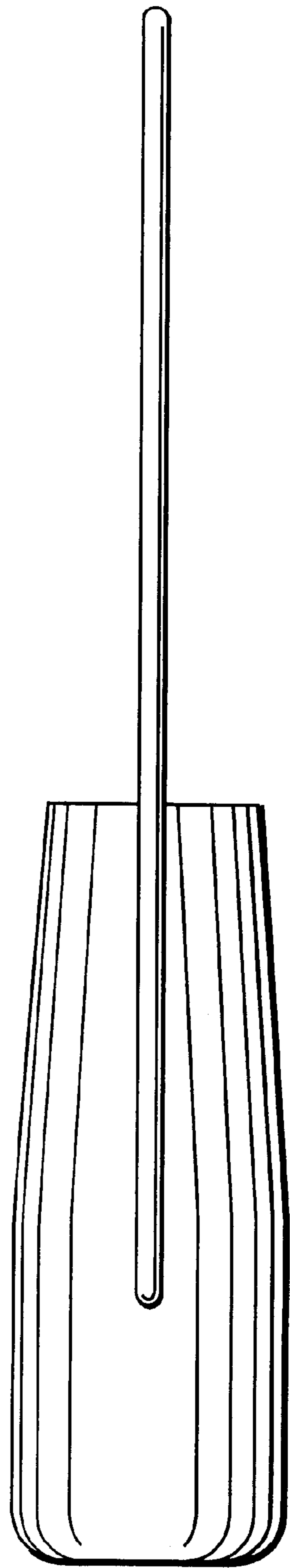


FIG. 4



**FIG. 5**



**FIG. 6**