



US00D450699B1

(12) **United States Design Patent**
Fisher et al.

(10) **Patent No.:** **US D450,699 S**

(45) **Date of Patent:** **** Nov. 20, 2001**

(54) **PORTION OF AN ELECTRONIC MOUSE**

D. 442,592 * 5/2001 Ledbetter et al. D14/402
D. 443,616 * 6/2001 Fisher et al. D14/402

(75) Inventors: **Steven W. Fisher**, Edmonds; **Hugh E. McLoone**, Bellevue, both of WA (US)

* cited by examiner

(73) Assignee: **Microsoft Corporation**, Redmond, WA (US)

Primary Examiner—Kay H. Chin

(74) *Attorney, Agent, or Firm*—Banner & Witcoff, Ltd.

(**) Term: **14 Years**

(57) **CLAIM**

The ornamental design for a portion of an electronic mouse, as shown and described.

(21) Appl. No.: **29/142,615**

(22) Filed: **May 31, 2001**

DESCRIPTION

(51) **LOC (7) Cl.** **14-02**

(52) **U.S. Cl.** **D14/402; D14/408**

(58) **Field of Search** D14/402-410,
D14/417; 345/156-167; 200/5 R, 5 A, 6 R,
6 A; 273/148 B; 74/471 XY; 463/36, 37,
38

FIG. 1 is a first perspective view of a portion of an electronic mouse showing our new design;

FIG. 2 is a second perspective view thereof;

FIG. 3 is a side view thereof;

FIG. 4 is a perspective view of a second embodiment of a portion of an electronic mouse similar to FIGS. 1-3 but differing in that the two buttons have been disclaimed; and, FIG. 5 is a second perspective view of the portion of an electronic mouse of FIG. 4.

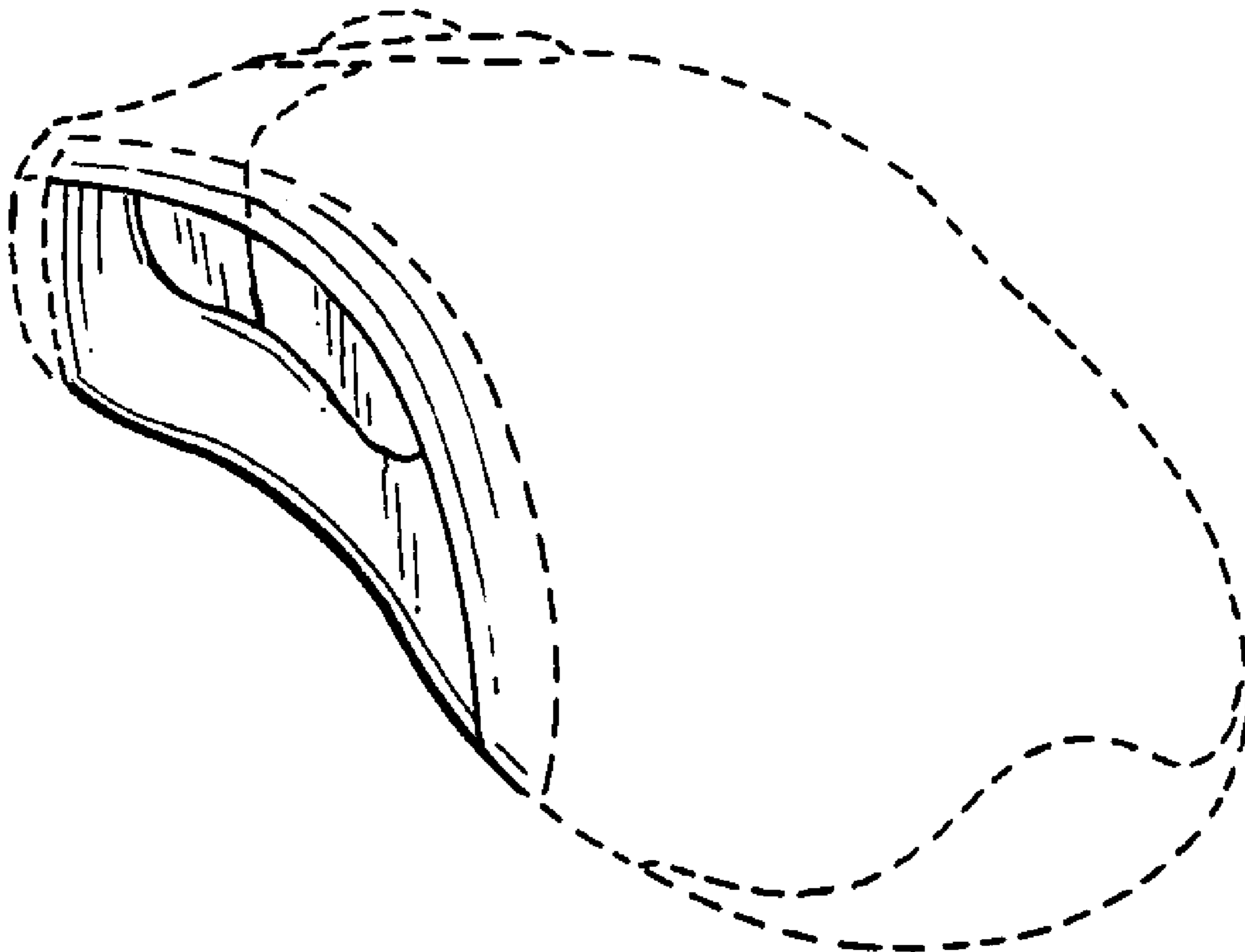
The broken line showing of the remainder of the electronic mouse in FIGS. 1-5 and the two buttons in FIGS. 4 and 5 is for illustrative purposes only and forms no part of the claimed design.

(56) **References Cited**

U.S. PATENT DOCUMENTS

- D. 433,413 * 11/2000 Rozenberg et al. D14/402
- D. 436,961 * 1/2001 Ledbetter et al. D14/402
- D. 437,853 * 2/2001 Ledbetter et al. D14/402
- D. 437,854 * 2/2001 Han et al. D14/402
- D. 438,208 * 2/2001 Jones et al. D14/402

1 Claim, 2 Drawing Sheets



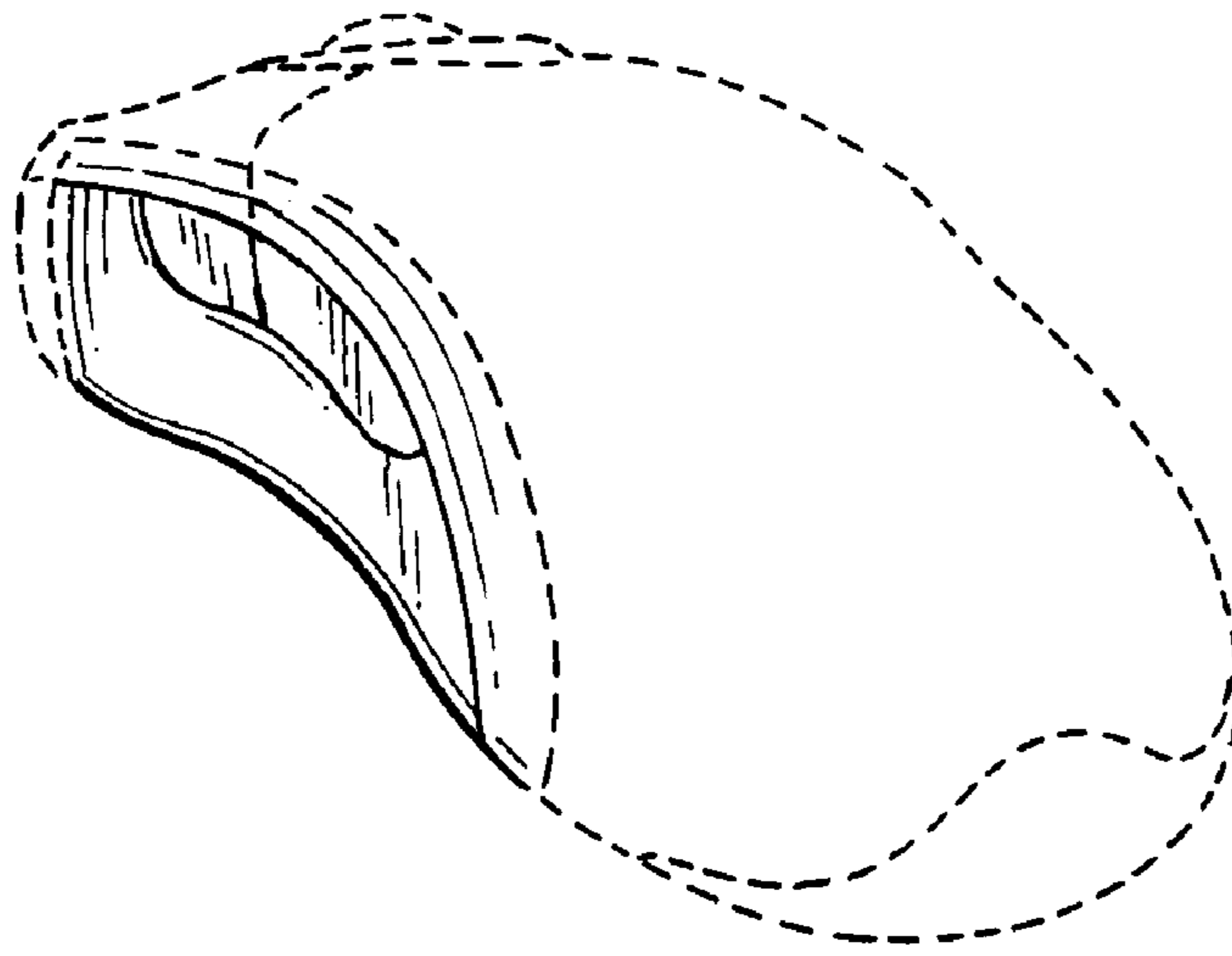


FIG. 1

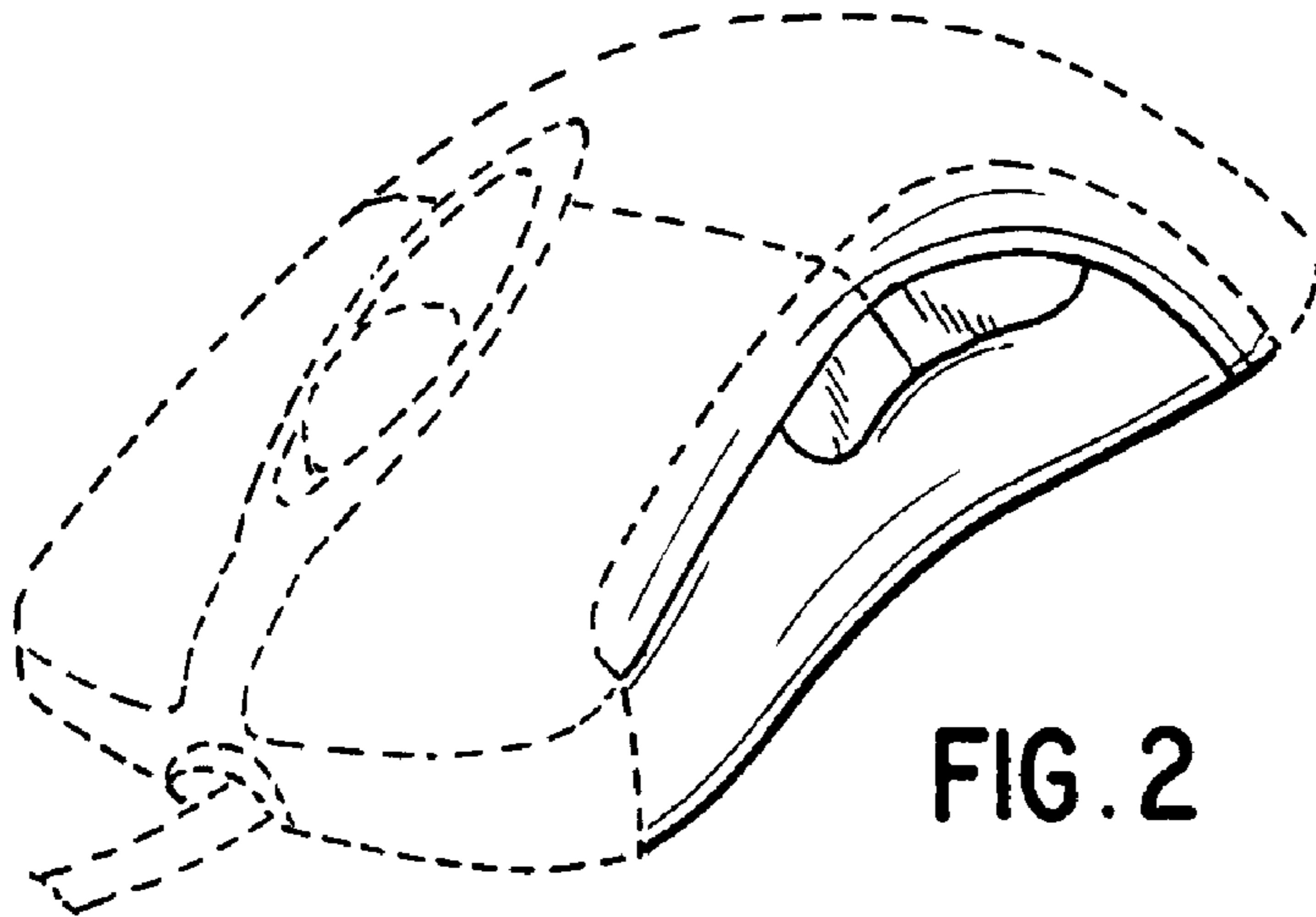


FIG. 2

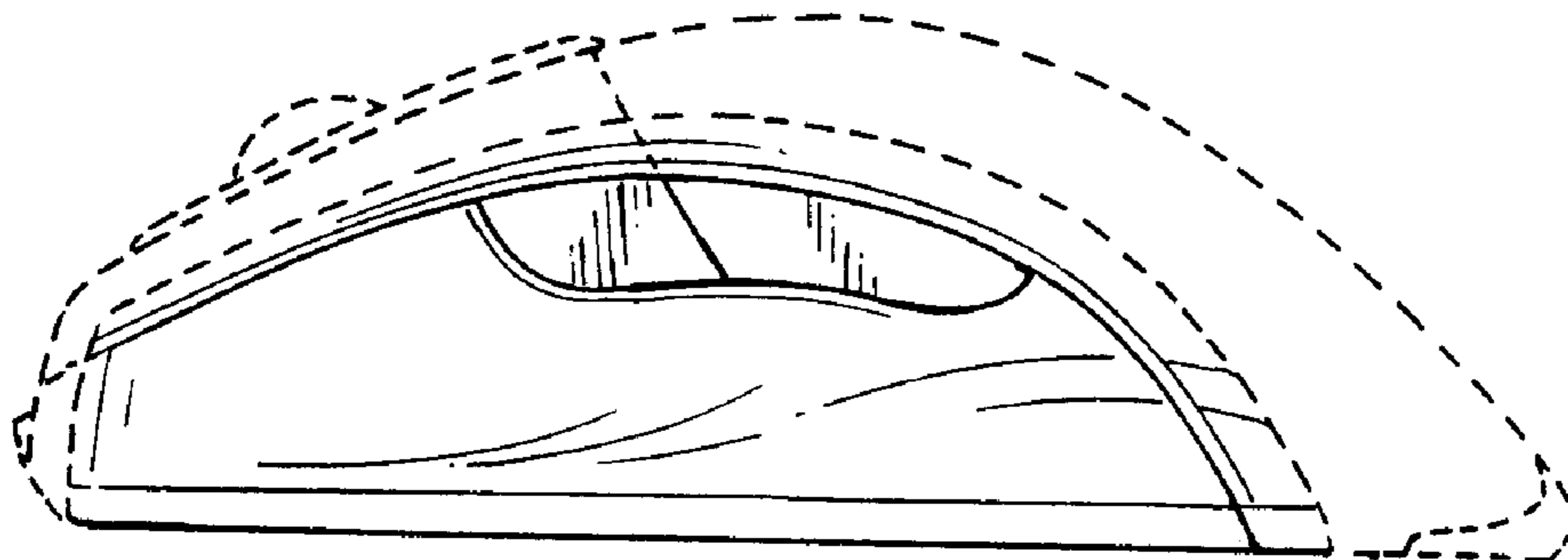


FIG. 3




FIG. 4




FIG. 5