

US00D450690B1

(12) **United States Design Patent**
Higashi et al.

(10) **Patent No.:** **US D450,690 S**

(45) **Date of Patent:** **** Nov. 20, 2001**

(54) **KEY ARRAY FOR A HANDSET**

(75) Inventors: **Jeffrey Higashi**, Sherman Oaks; **Kelley Ann Chao-Fei Ching Lee**, Pasadena; **Dimitre Mehandjiysky**, Woodland Hills, all of CA (US)

(73) Assignee: **Nokia Mobile Phones Ltd.**, Espoo (FI)

(**) Term: **14 Years**

(21) Appl. No.: **29/130,097**

(22) Filed: **Sep. 27, 2000**

(51) **LOC (7) Cl.** **14-03**

(52) **U.S. Cl.** **D14/247**

(58) **Field of Search** D14/137, 138,
D14/218, 147-148, 247-248, 249, 144,
455, 456, 341-347, 250; 379/433.434, 419,
420, 428, 440, 368; 455/550-575, 90; D13/168;
D18/2, 7; D21/517

(56) **References Cited**

U.S. PATENT DOCUMENTS

- D. 287,598 * 1/1987 Moggridge D14/114
- D. 394,433 * 5/1998 Lindeman et al. D14/138
- D. 395,431 * 6/1998 Harris et al. D14/138
- D. 402,980 * 12/1998 Galletti et al. D14/138
- D. 407,399 * 3/1999 Frye et al. D14/138
- D. 408,824 * 4/1999 Johansson et al. D14/247
- D. 409,204 * 5/1999 Vuolteenaho D14/247
- D. 412,704 * 8/1999 Vuolteenaho et al. D14/138

- D. 413,896 * 9/1999 Frye et al. D14/247
- D. 415,152 * 10/1999 Koo D14/138
- D. 415,489 * 10/1999 Ke D14/138
- D. 422,596 * 4/2000 Nakahara et al. D14/247
- D. 424,571 * 5/2000 Finkbeiner D14/247
- D. 425,904 * 5/2000 Frye et al. D14/247
- D. 429,239 * 8/2000 Frye et al. D14/247
- D. 439,573 * 3/2001 DeLeon D14/138
- D. 440,561 * 4/2001 Kolinen D14/247

* cited by examiner

Primary Examiner—Jeffrey Asch

(74) *Attorney, Agent, or Firm*—Brian T. Rivers

(57) **CLAIM**

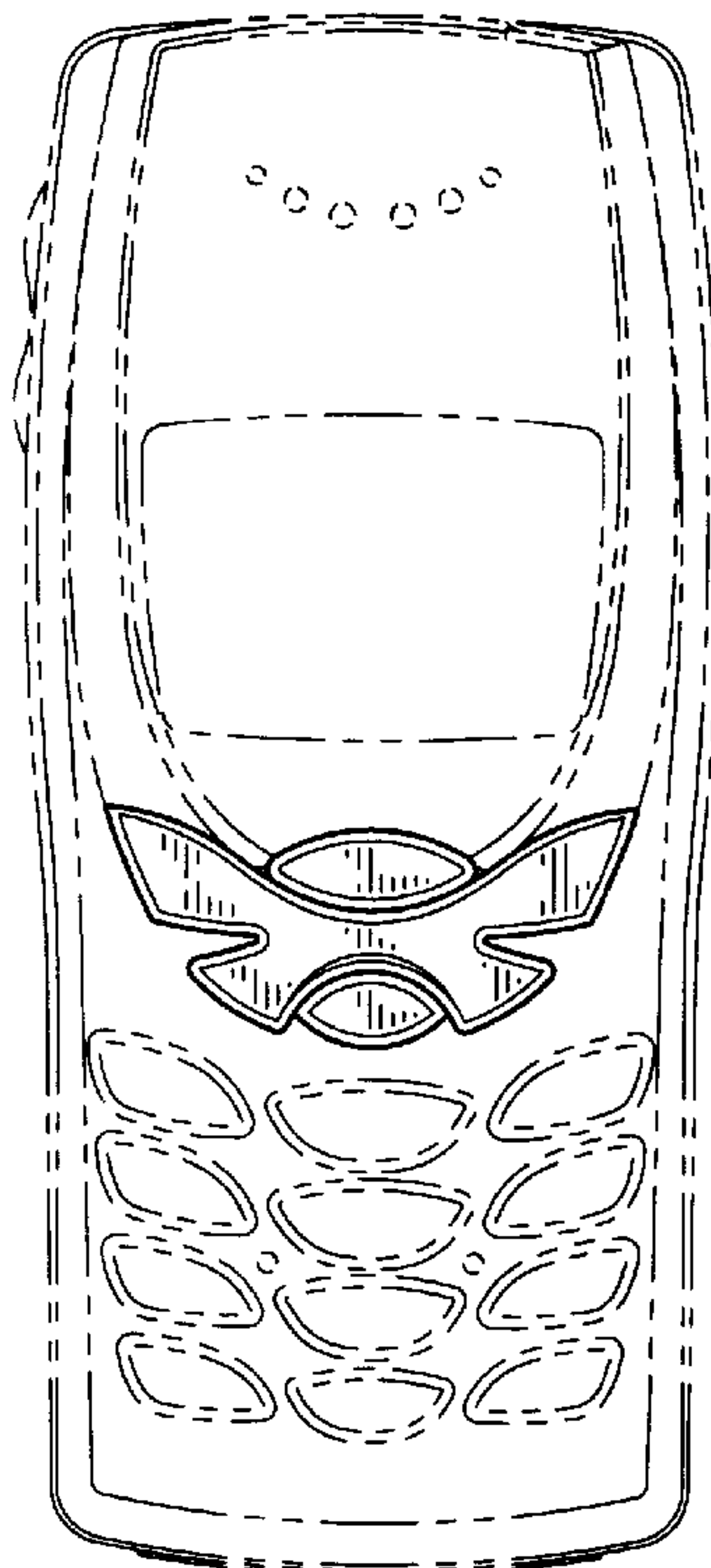
The ornamental design for a key array for a handset, as shown.

DESCRIPTION

FIG. 1 is a bottom plan view of the key array for a handset; FIG. 2 is a right side view thereof; FIG. 3 is a front view thereof; FIG. 4 is a left side view thereof; FIG. 5 is a top plan view thereof; FIG. 6 is a rear view thereof; FIG. 7 is a perspective front view thereof; and, FIG. 8 is a perspective rear view thereof.

The portion of the handset shown in broken lines is for illustrative purposes only and forms no part of the claimed design.

1 Claim, 2 Drawing Sheets






FIG. 1



FIG. 2

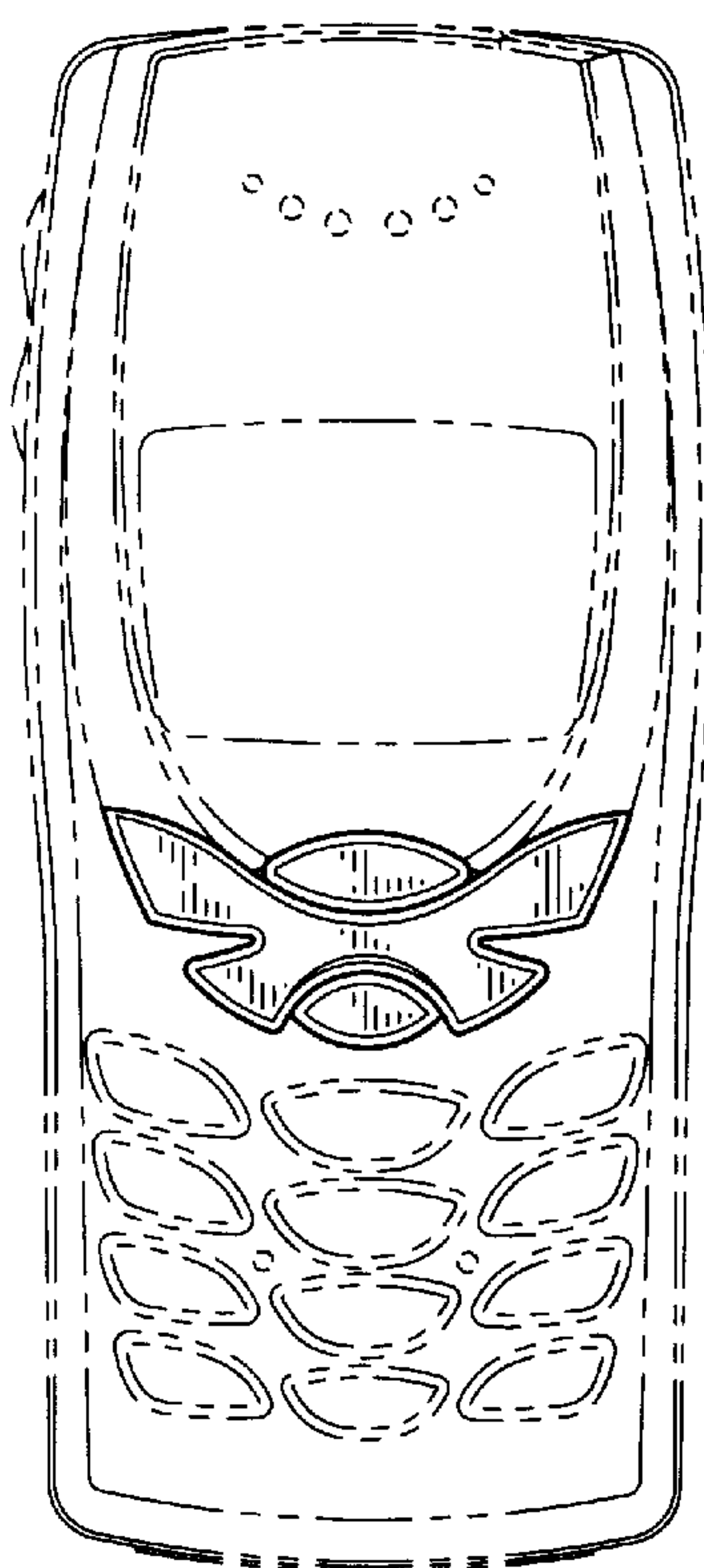


FIG. 3

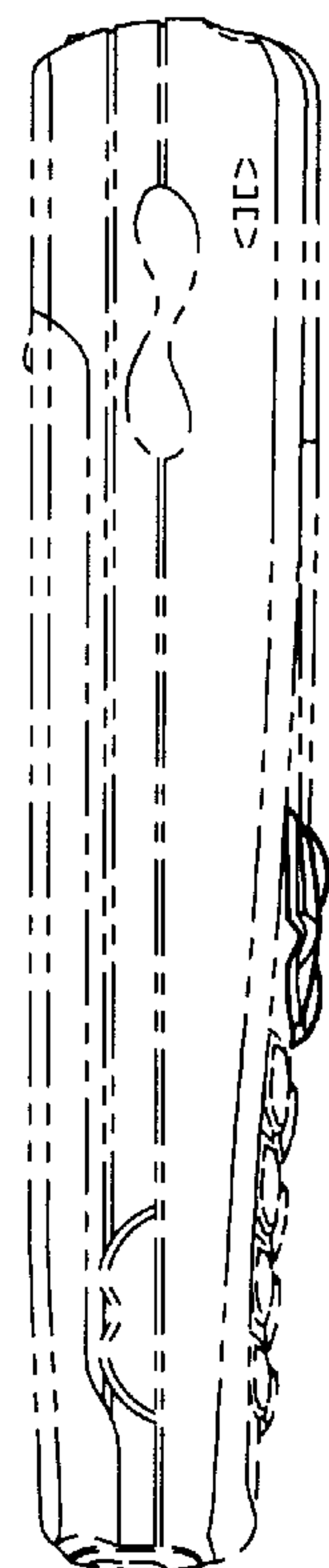


FIG. 4




FIG. 5

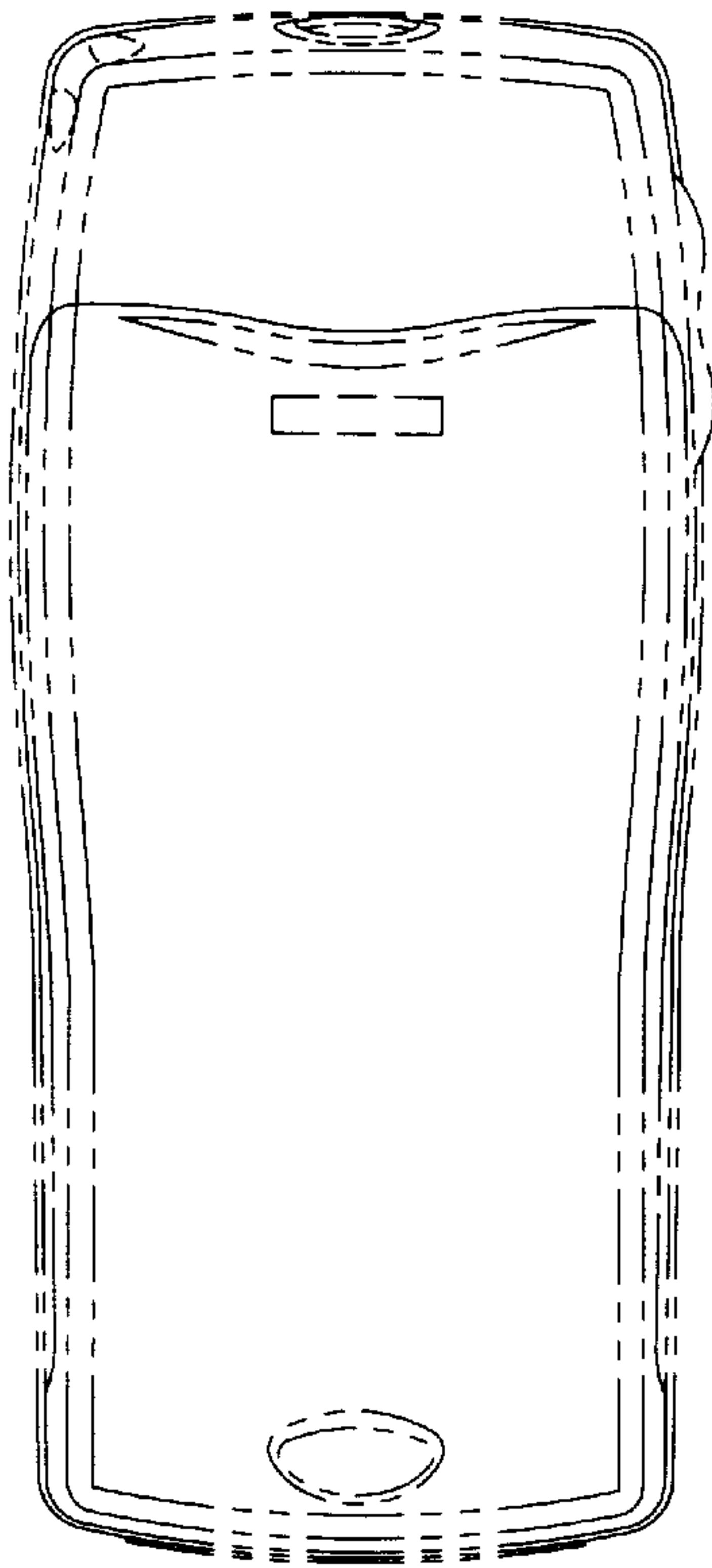


FIG. 6

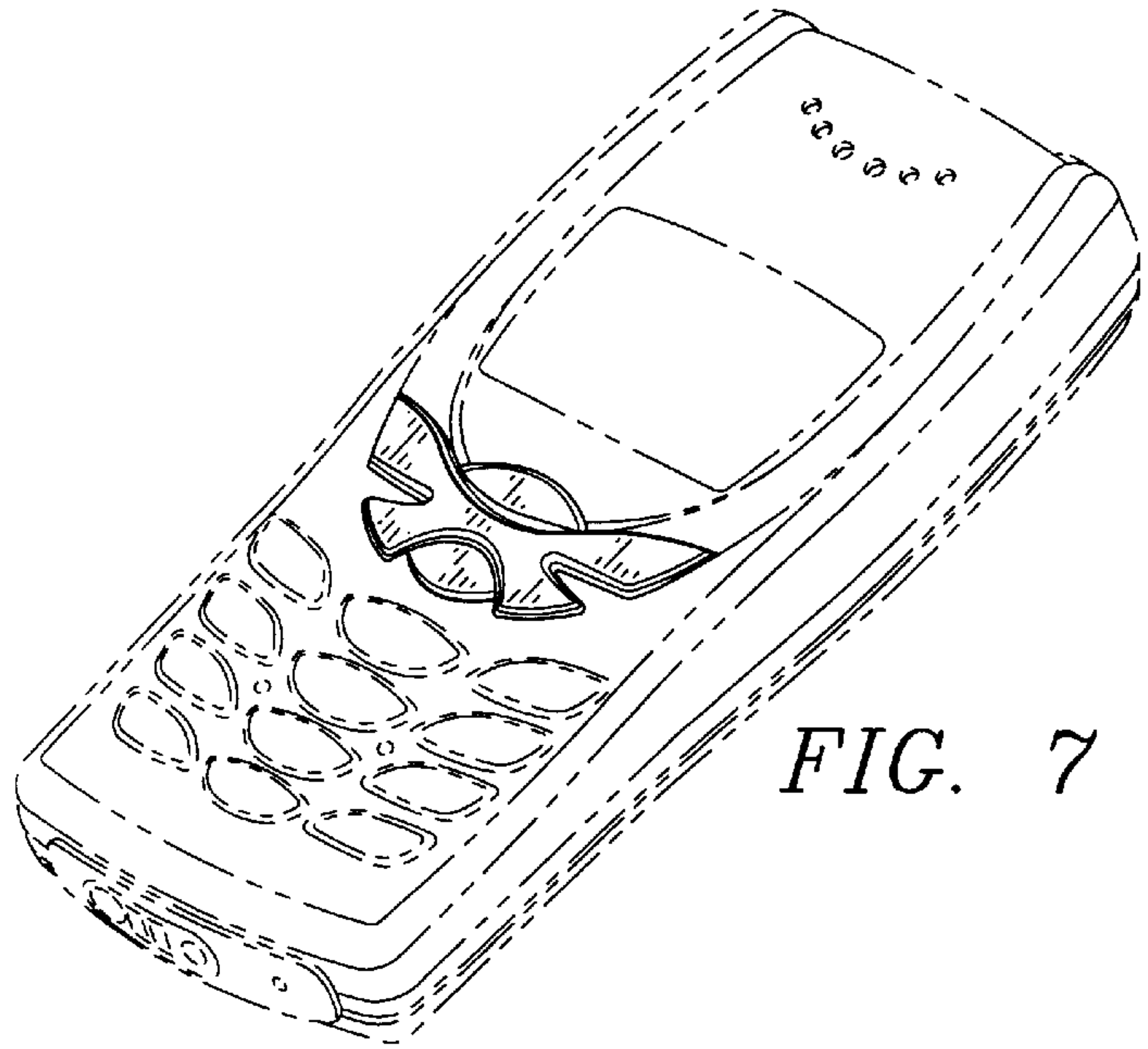


FIG. 7

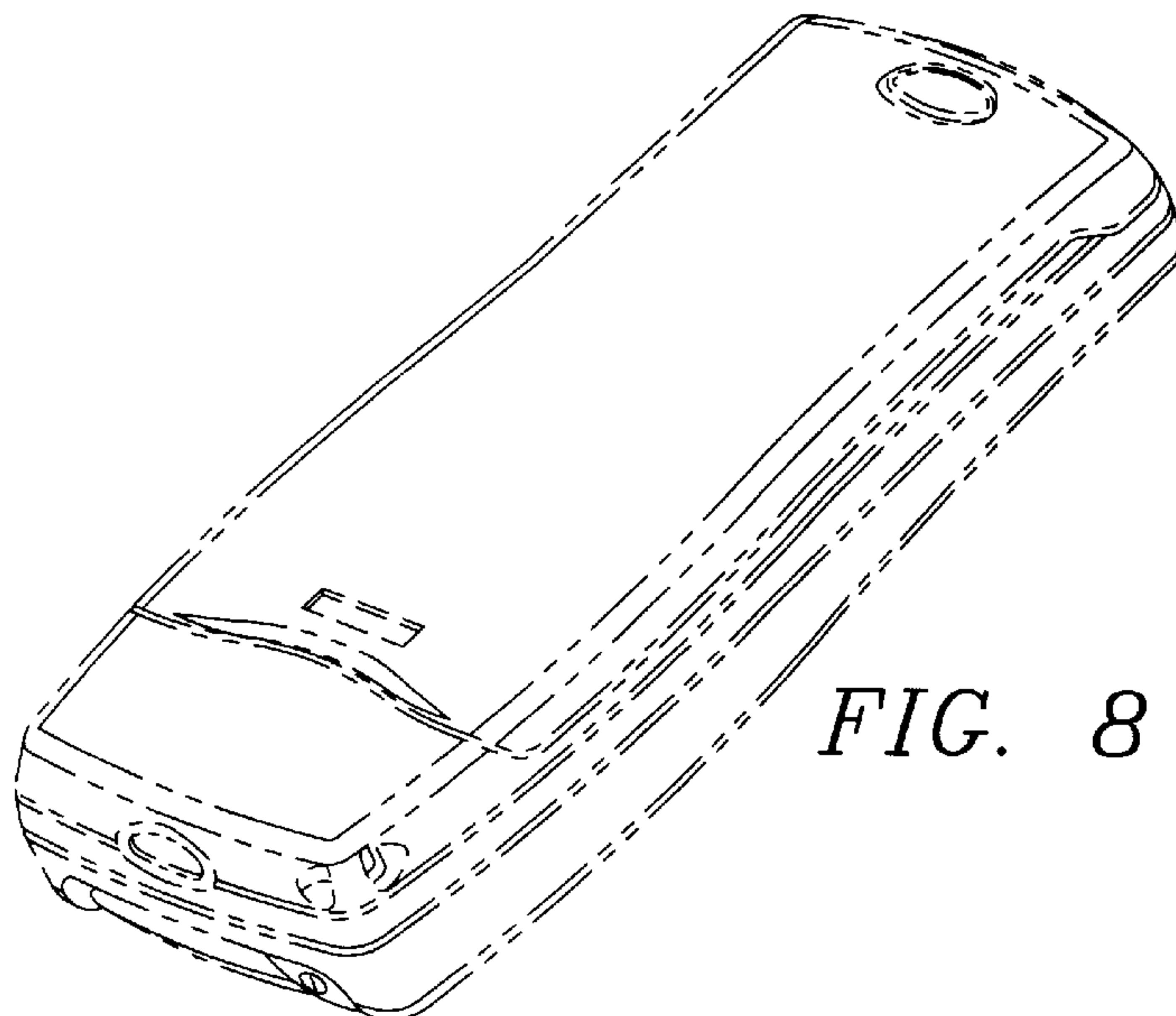


FIG. 8