



US00D450688B1

(12) **United States Design Patent**
Gartrell et al.

(10) **Patent No.:** **US D450,688 S**

(45) **Date of Patent:** **** Nov. 20, 2001**

(54) **FUNCTION KEY AREA FOR A HANDSET**

(75) Inventors: **Andrew Gartrell; Dimitre Mehandjiysky**, both of Calabasas;
Kelley Ann Chao-Fei Ching Lee, Pasadena, all of CA (US)

(73) Assignee: **Nokia Mobile Phones Ltd.**, Espoo (FI)

(**) Term: **14 Years**

(21) Appl. No.: **29/126,960**

(22) Filed: **Jul. 26, 2000**

(51) **LOC (7) Cl.** **14-03**

(52) **U.S. Cl.** **D14/247**

(58) **Field of Search** D14/137, 191,
D14/138, 218, 147-148, 247-248, 144,
249, 455, 341-347, 456; 379/433.434, 419,
420, 364, 428, 440, 368; 455/550-575,
90; D13/168

(56) **References Cited**

U.S. PATENT DOCUMENTS

- D. 395,049 * 6/1998 Mason D14/247
- D. 398,002 * 9/1998 Chacon et al. D14/115
- D. 402,664 * 12/1998 Phillips et al. D14/247
- D. 405,445 * 2/1999 Phillips et al. D14/138
- D. 405,795 * 2/1999 Nuovo et al. D14/218

- D. 406,137 * 2/1999 Kolinen D14/138
- D. 412,168 * 7/1999 Phillips et al. D14/138
- D. 414,189 * 9/1999 Phillips et al. D14/247
- D. 421,019 * 2/2000 Curtis D14/247
- D. 421,022 * 2/2000 Curtis D14/248
- D. 422,596 * 4/2000 Nakahara et al. D14/247
- D. 424,571 * 5/2000 Finkbeiner D14/247
- D. 425,904 * 5/2000 Frye et al. D14/247
- D. 440,561 * 4/2001 Kolinen D14/247

* cited by examiner

Primary Examiner—Jeffrey Asch

(74) *Attorney, Agent, or Firm*—Brian T. Rivers

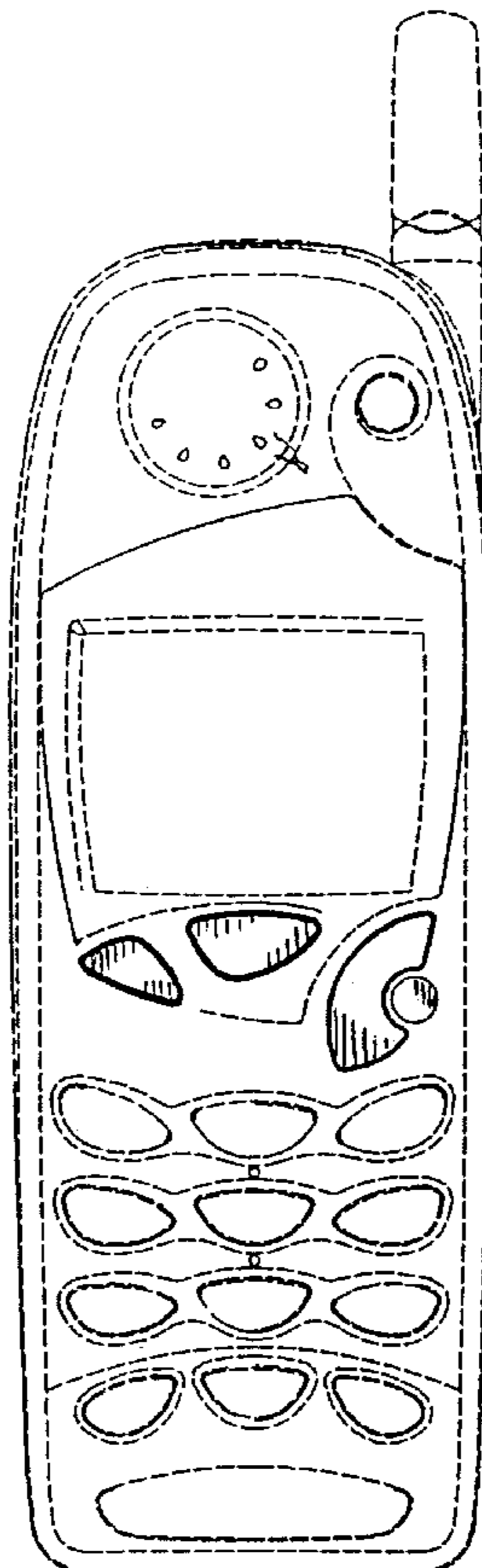
(57) **CLAIM**

The ornamental design for a function key area for a handset, as shown.

DESCRIPTION

FIG. 1 is a left side view of the function key area for a handset;
 FIG. 2 is a front view thereof;
 FIG. 3 is a right side view thereof;
 FIG. 4 is a bottom plan view thereof; and,
 FIG. 5 is a perspective front view thereof.
 The portion of the handset shown in broken lines is for illustrative purposes only and forms no part of the claimed design.

1 Claim, 2 Drawing Sheets



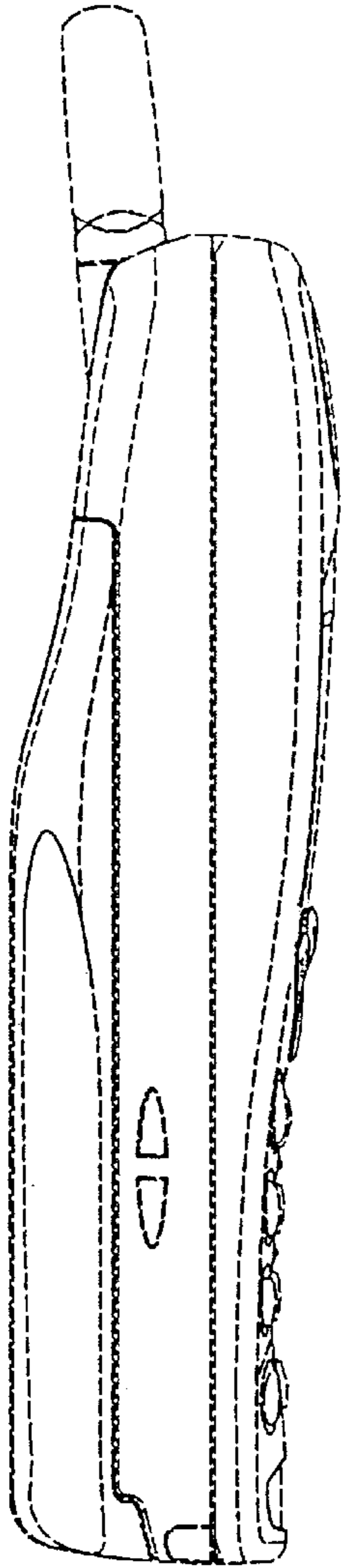


Fig. 1

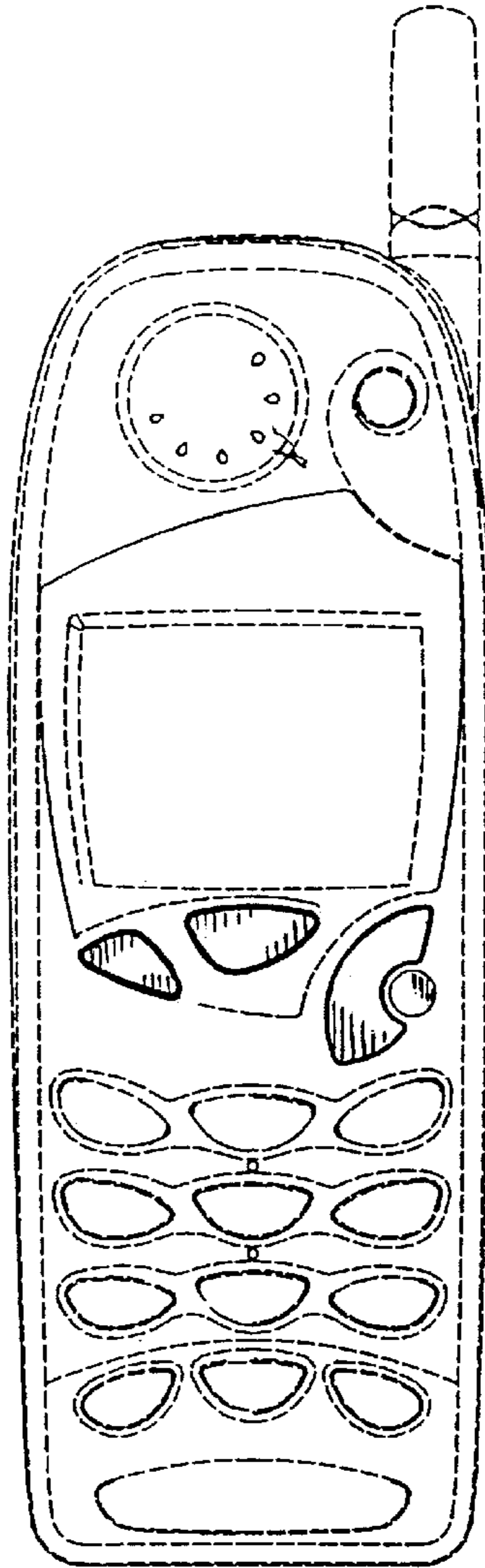


Fig. 2

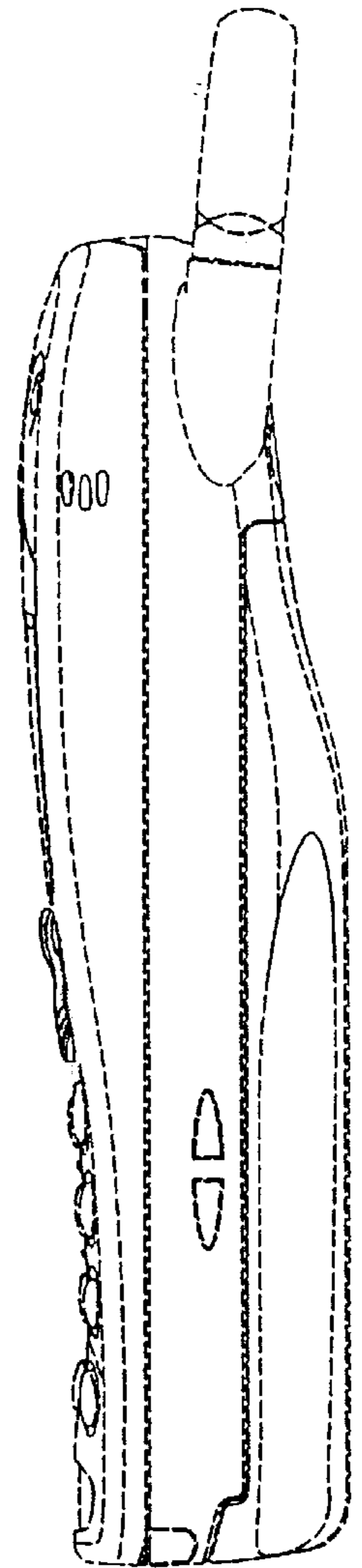


Fig. 3

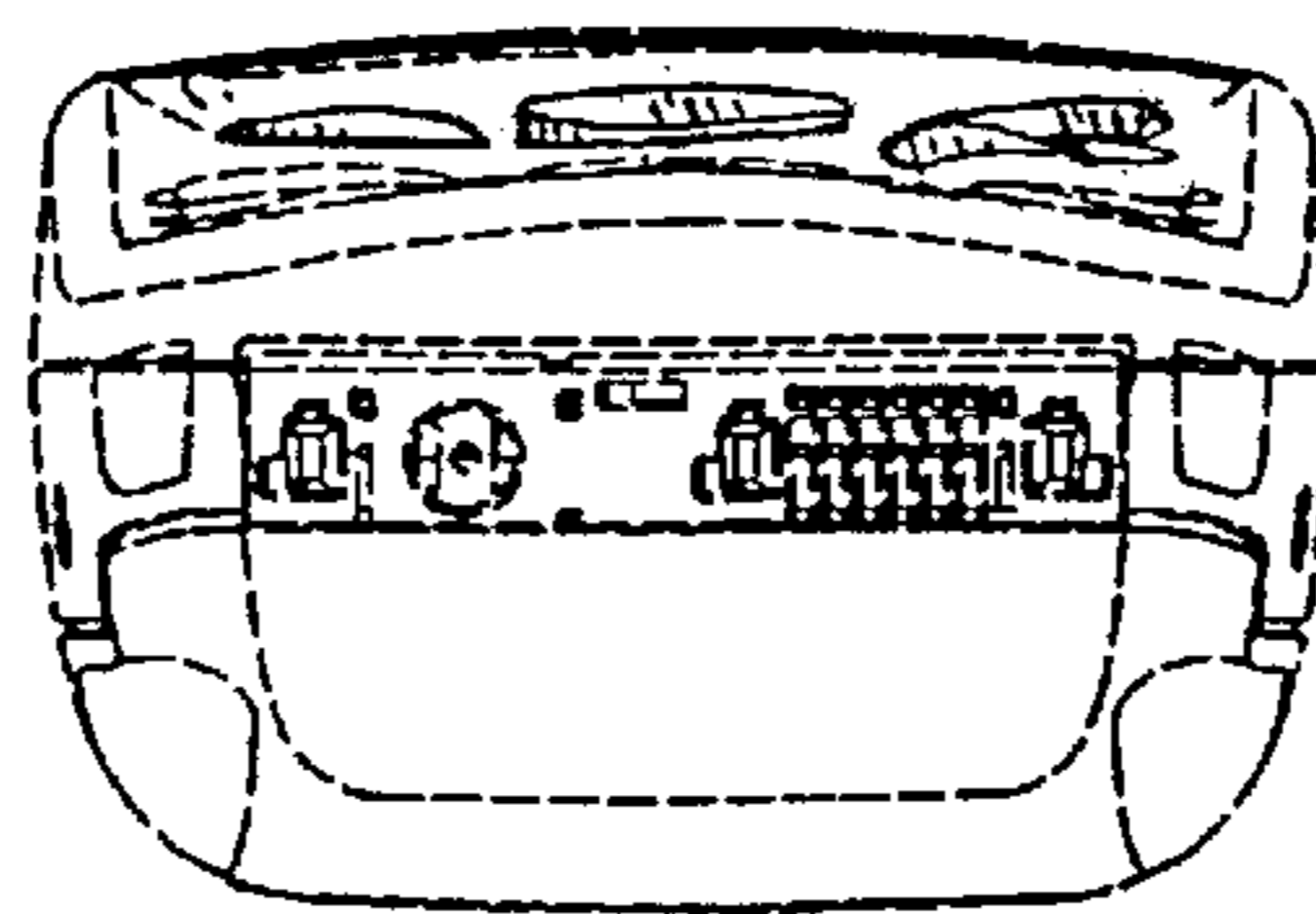


Fig. 4

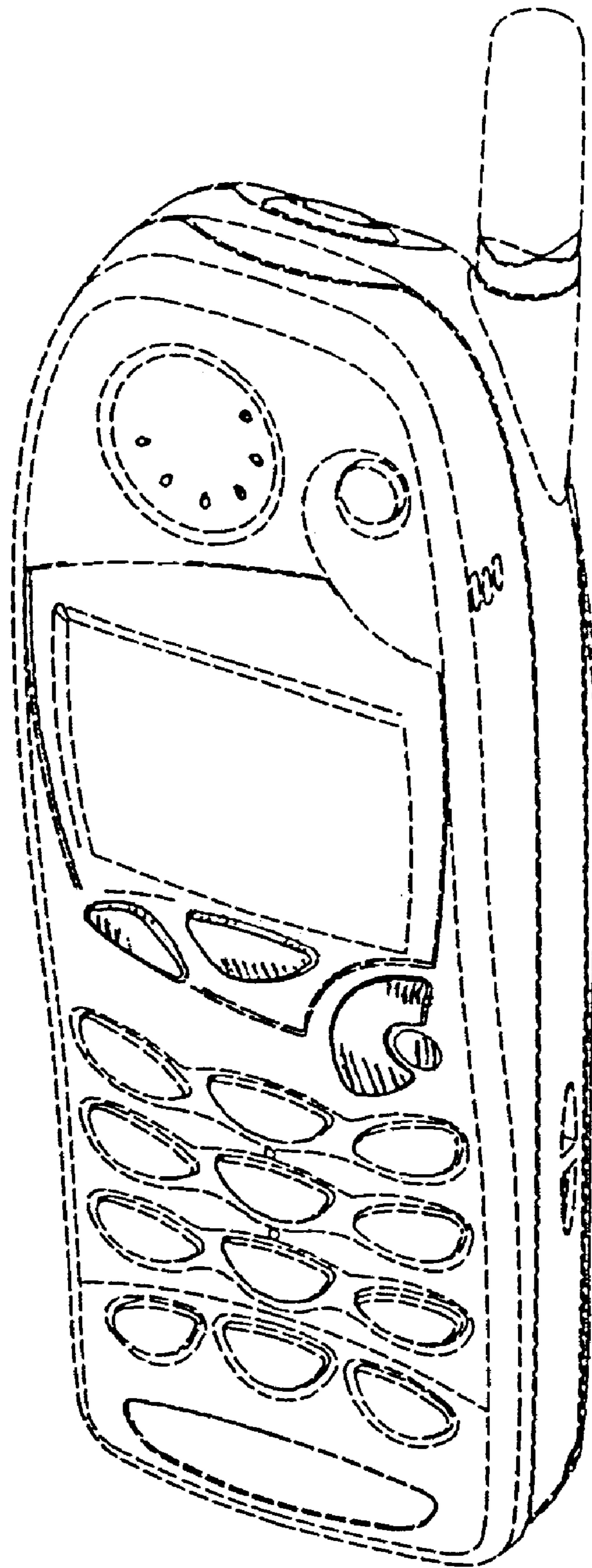


Fig. 5