



US00D450687B1

(12) **United States Design Patent**  
**Batson, Jr. et al.**

(10) **Patent No.:** **US D450,687 S**

(45) **Date of Patent:** **\*\* Nov. 20, 2001**

(54) **SCROLL WHEEL FOR A TELEPHONE BASE**

(75) Inventors: **James A. Batson, Jr.**, North Andover;  
**Steve Hecker**, Waltham; **Mark Cooper**; **Alan Ball**, both of Somerville;  
**Jonathan Marks**; **George Schnakenberg**, both of Cambridge;  
**Greg Flender**, Bedford; **Carl Betterley**, Medford; **Gary S. Engelson**, Sharon, all of MA (US)

(73) Assignee: **Pingtel Corp.**, Woburn, MA (US)

(\*\*) Term: **14 Years**

(21) Appl. No.: **29/129,719**

(22) Filed: **Sep. 20, 2000**

**Related U.S. Application Data**

(62) Division of application No. 29/120,479, filed on Mar. 20, 2000, now Pat. No. Des. 438,524.

(51) **LOC (7) Cl.** ..... **14-03**

(52) **U.S. Cl.** ..... **D14/240; D14/257**

(58) **Field of Search** ..... D14/137, 130,  
D14/138, 242, 148, 147, 149-151, 140-142,  
240, 241, 329-330, 171, 257, 191, 217,  
218, 365, 341-347, 356-358, 432, 454,  
338-340, 243, 197, 198; 379/433-436,  
419, 420, 428, 440; D8/312, 397; D12/213,  
204, 174; D21/409, 425, 329, 333; D17/2

(56) **References Cited**

**U.S. PATENT DOCUMENTS**

- D. 93,773 \* 11/1934 Krieger ..... D8/312
- D. 98,957 \* 3/1936 Patten ..... D8/312
- D. 188,795 \* 9/1960 Catto ..... D14/141
- D. 231,318 \* 4/1974 James ..... D8/312
- D. 244,387 \* 5/1977 Butsch ..... D14/109
- D. 262,773 \* 1/1982 Wansbrough et al. .... D8/312
- D. 298,131 \* 10/1988 Gagnon ..... D14/149

- D. 298,619 \* 11/1988 Kuo ..... D14/151
- D. 314,772 \* 2/1991 Pierce et al. .... D14/257
- D. 317,757 \* 6/1991 Yokoi et al. .... D14/101
- D. 341,653 \* 11/1993 Byar et al. .... D23/386
- D. 351,166 \* 10/1994 Wan ..... D14/151
- D. 354,954 \* 1/1995 Naito et al. .... D14/130
- D. 358,395 \* 5/1995 Heidorn et al. .... D14/242
- D. 369,168 \* 4/1996 Yano ..... D14/194
- D. 375,496 \* 11/1996 Jensen et al. .... D14/150
- D. 384,953 \* 10/1997 Hino et al. .... D14/144
- D. 414,776 \* 10/1999 Shintani et al. .... D14/265
- D. 418,505 1/2000 Wood et al. .... D14/151
- D. 423,514 \* 4/2000 Shindo ..... D14/240
- D. 433,753 \* 11/2000 Weiss ..... D24/145
- D. 437,847 \* 2/2001 Moser, Jr. et al. .... D14/346
- D. 438,193 \* 2/2001 Hakoda ..... D14/217
- D. 438,524 \* 3/2001 Batson, Jr. et al. .... D14/151
- 3,243,517 \* 3/1966 Miller ..... 379/356

\* cited by examiner

*Primary Examiner*—Jeffrey Asch

(74) *Attorney, Agent, or Firm*—Wolf, Greenfield & Sacks, P.C.

(57) **CLAIM**

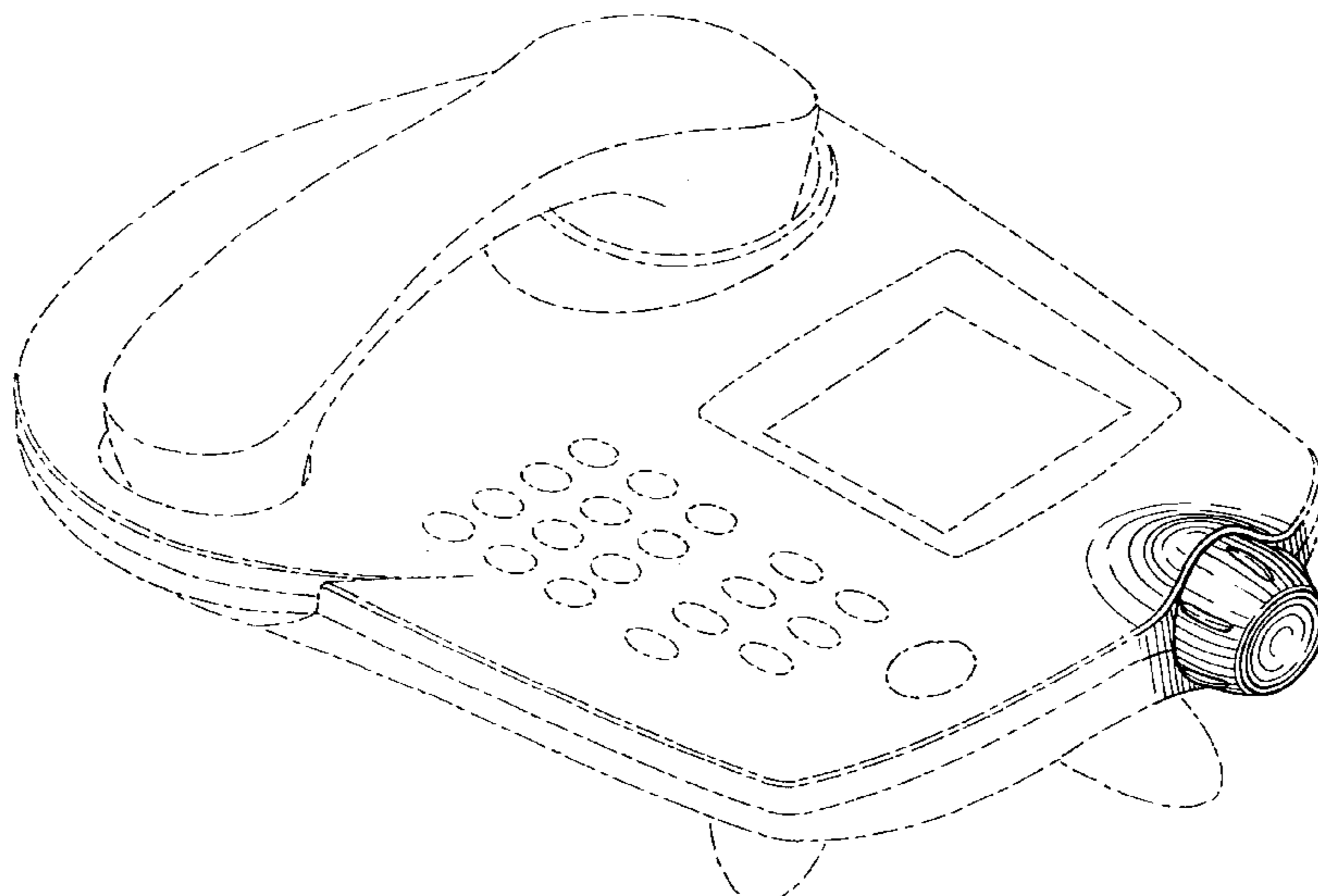
The ornamental design for a scroll wheel for a telephone base, as shown and described.

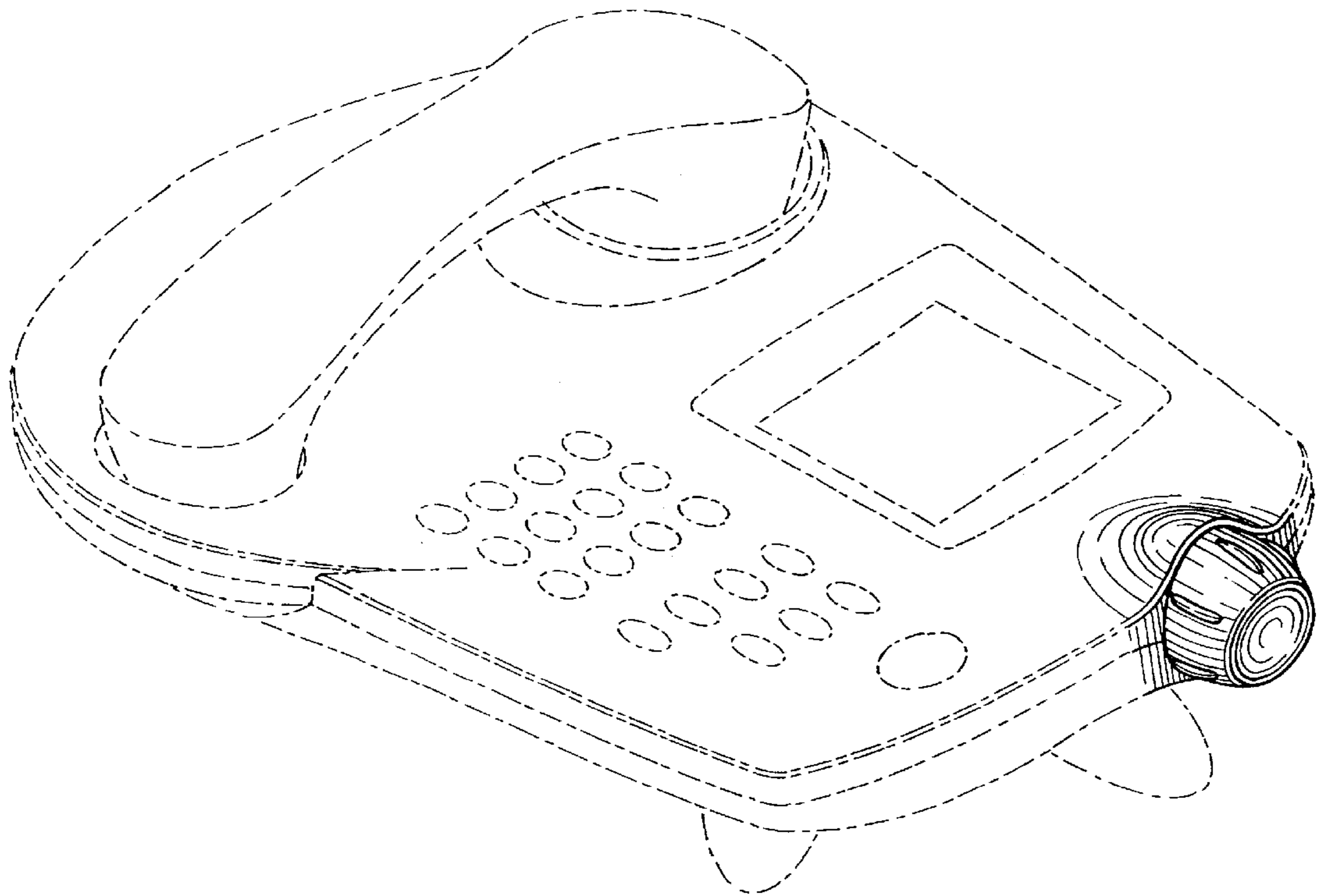
**DESCRIPTION**

FIG. 1 is a perspective view of a scroll wheel for a telephone base;  
FIG. 2 is a right-side elevational view of the scroll wheel;  
FIG. 3 is a front elevational view of the scroll wheel;  
FIG. 4 is a rear elevational view of the scroll wheel;  
FIG. 5 is a top plan view of the scroll wheel; and,  
FIG. 6 is a bottom plan view of the scroll wheel.

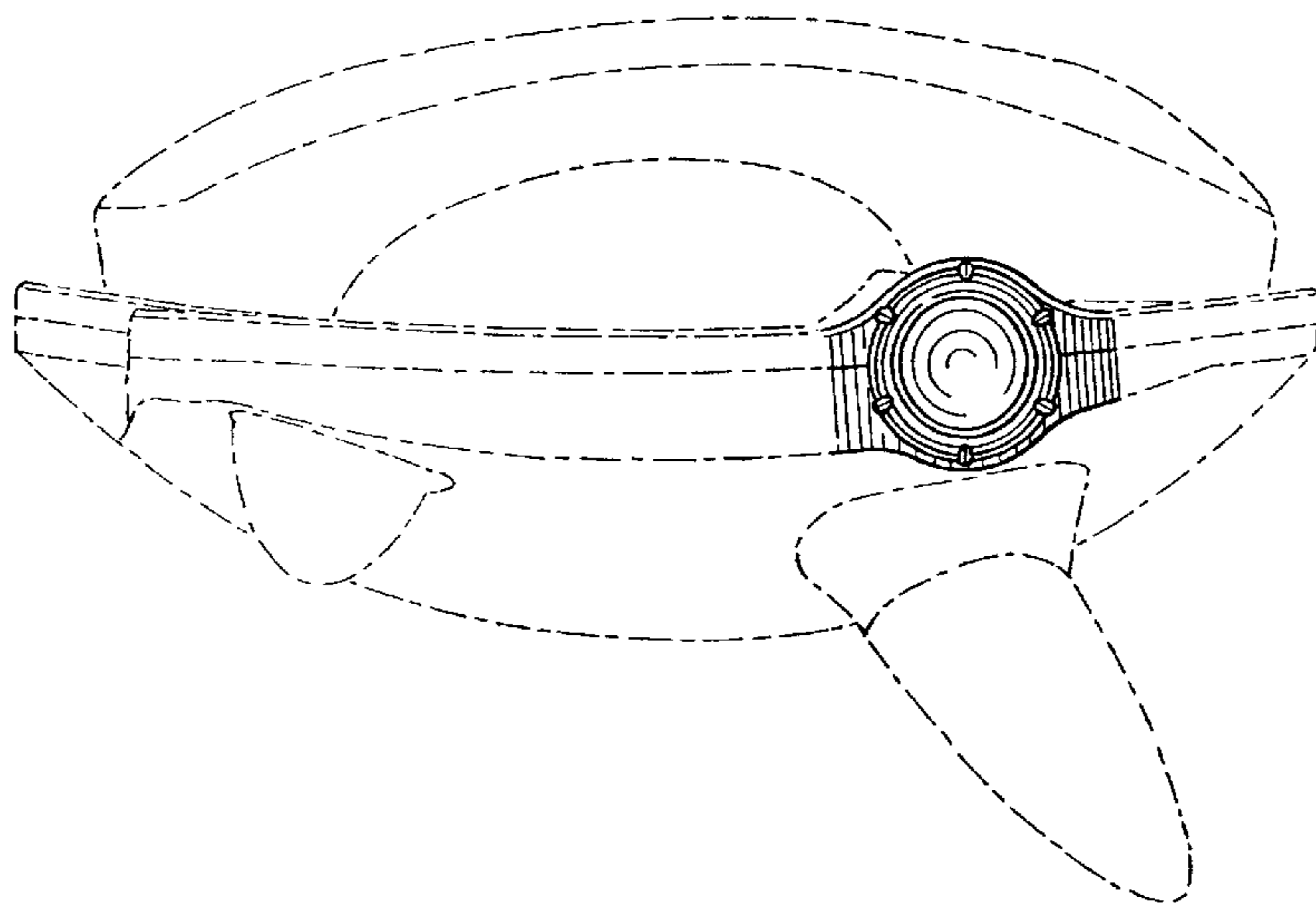
The broken line showings of FIGS. 1-6 are for illustrative purposes only and form no part of the claimed design. The claimed surfaces continue to, but do not include, the broken line showings.

**1 Claim, 3 Drawing Sheets**

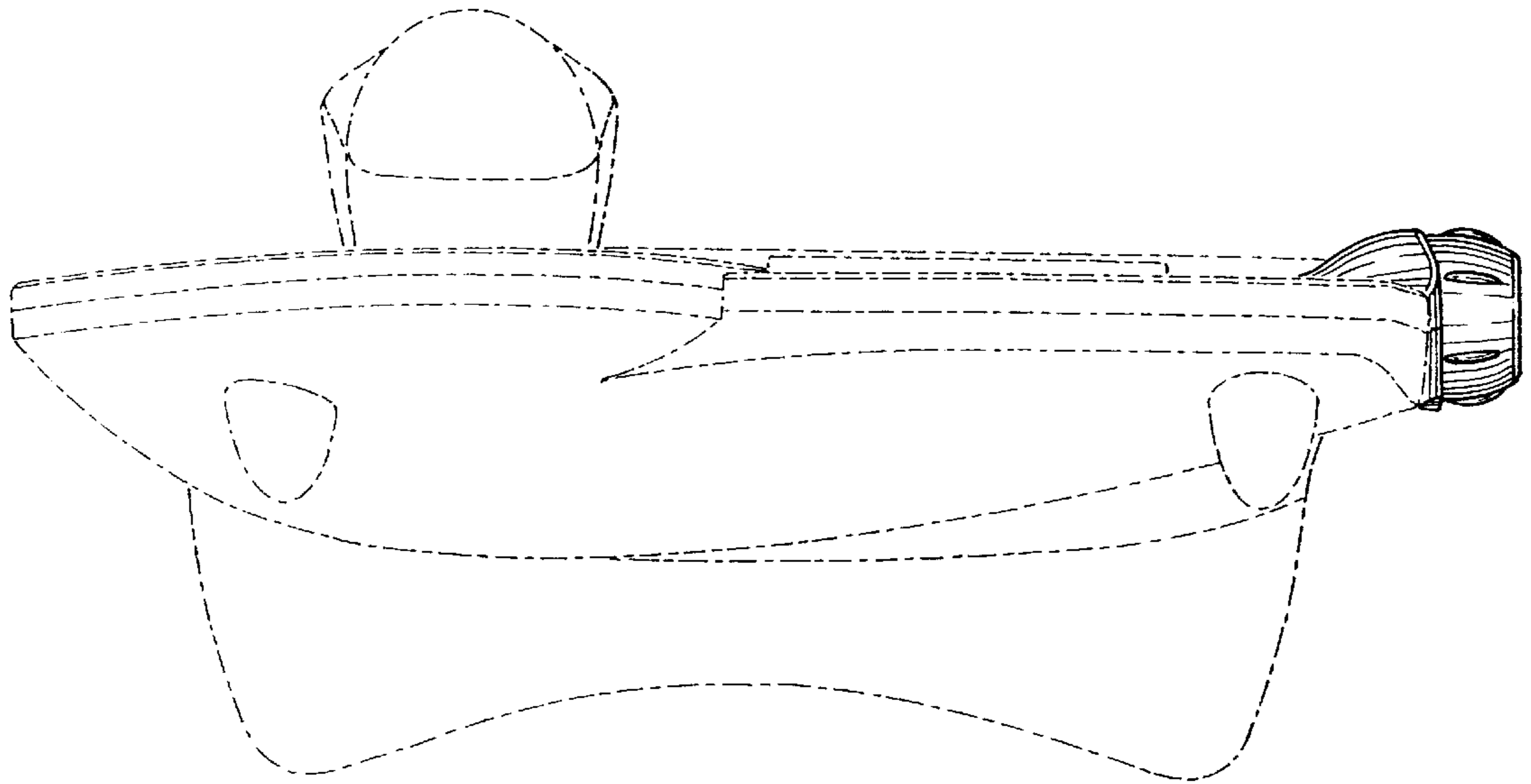




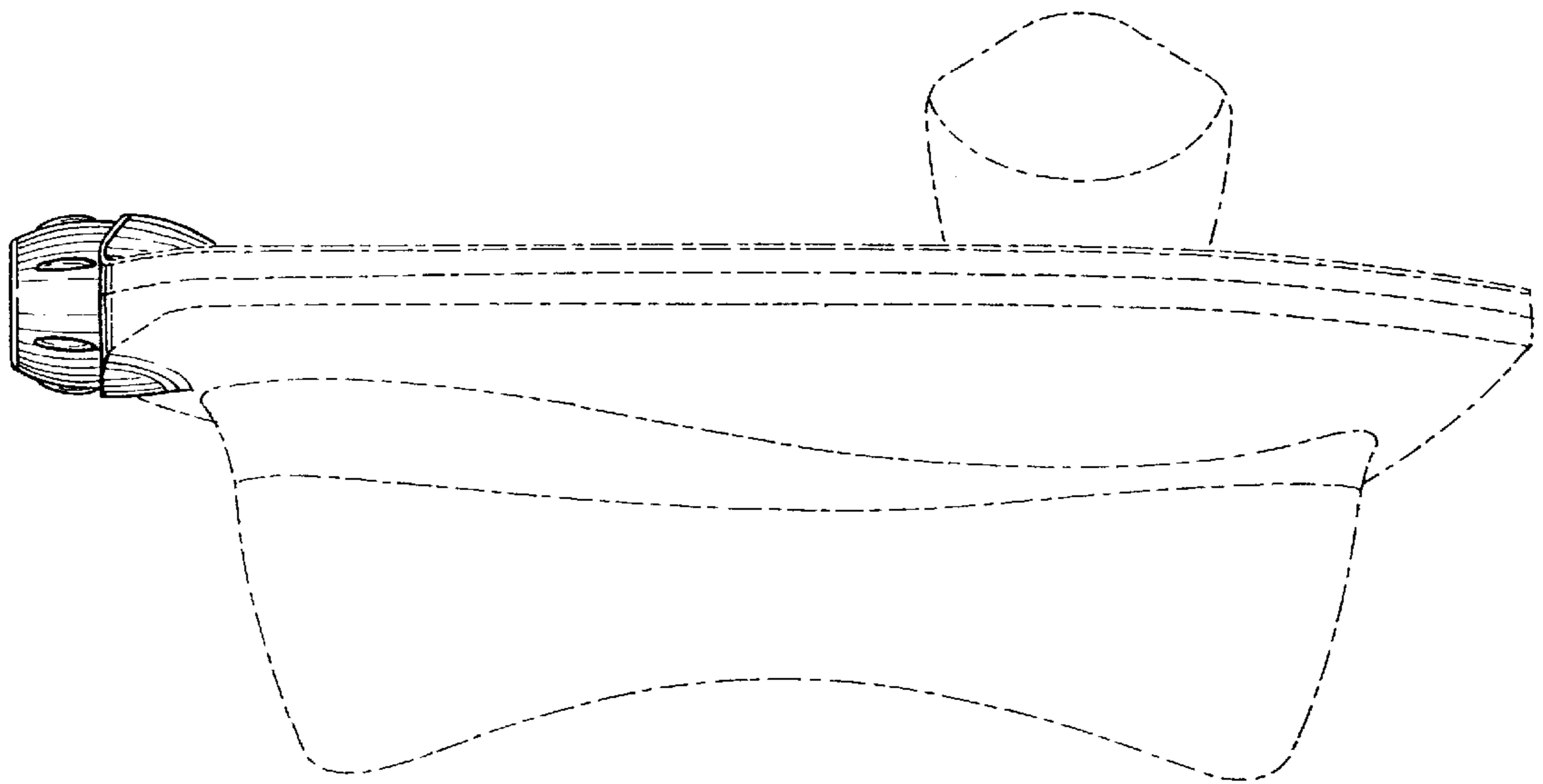
*Fig. 1*



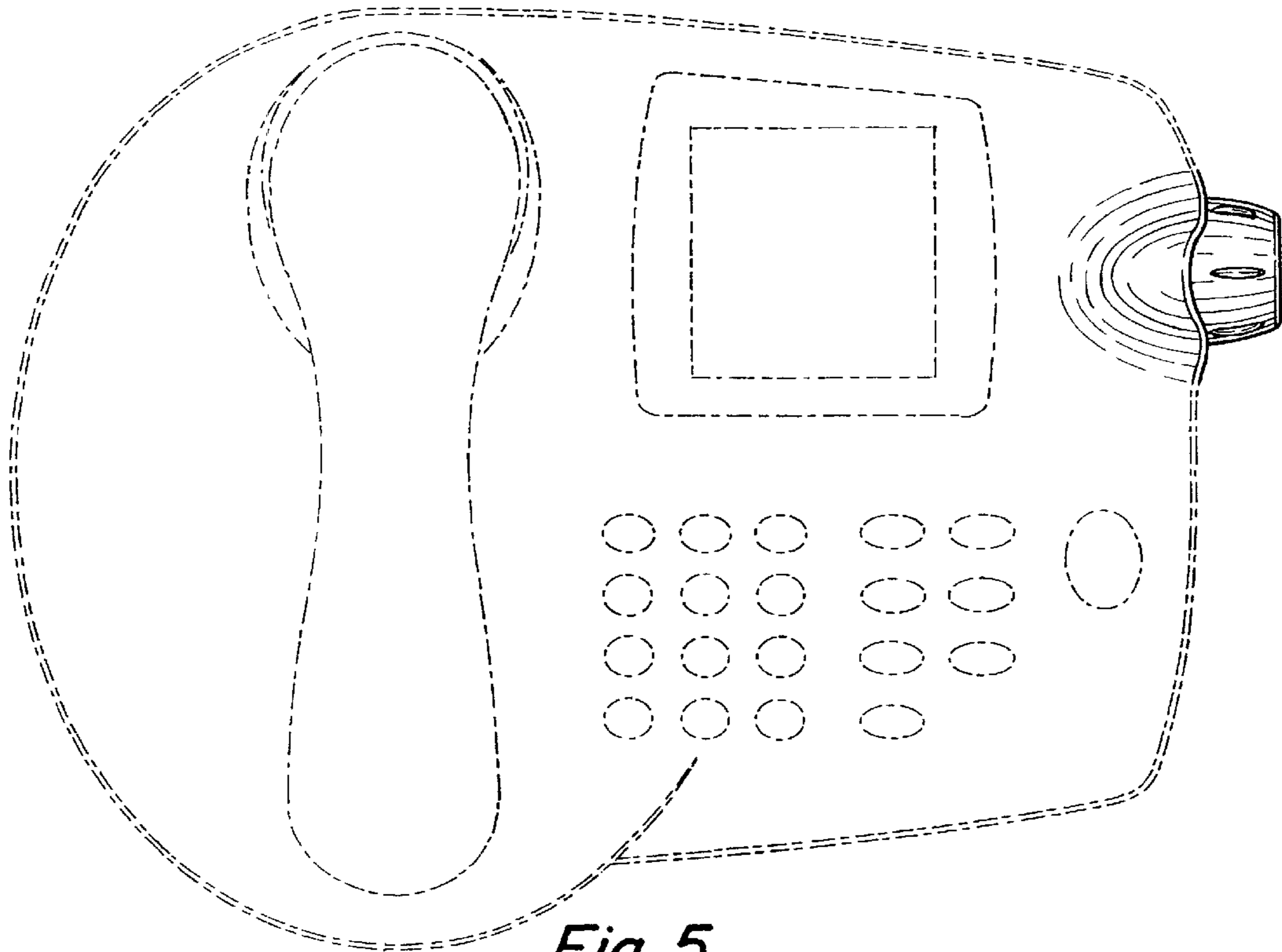
*Fig. 2*



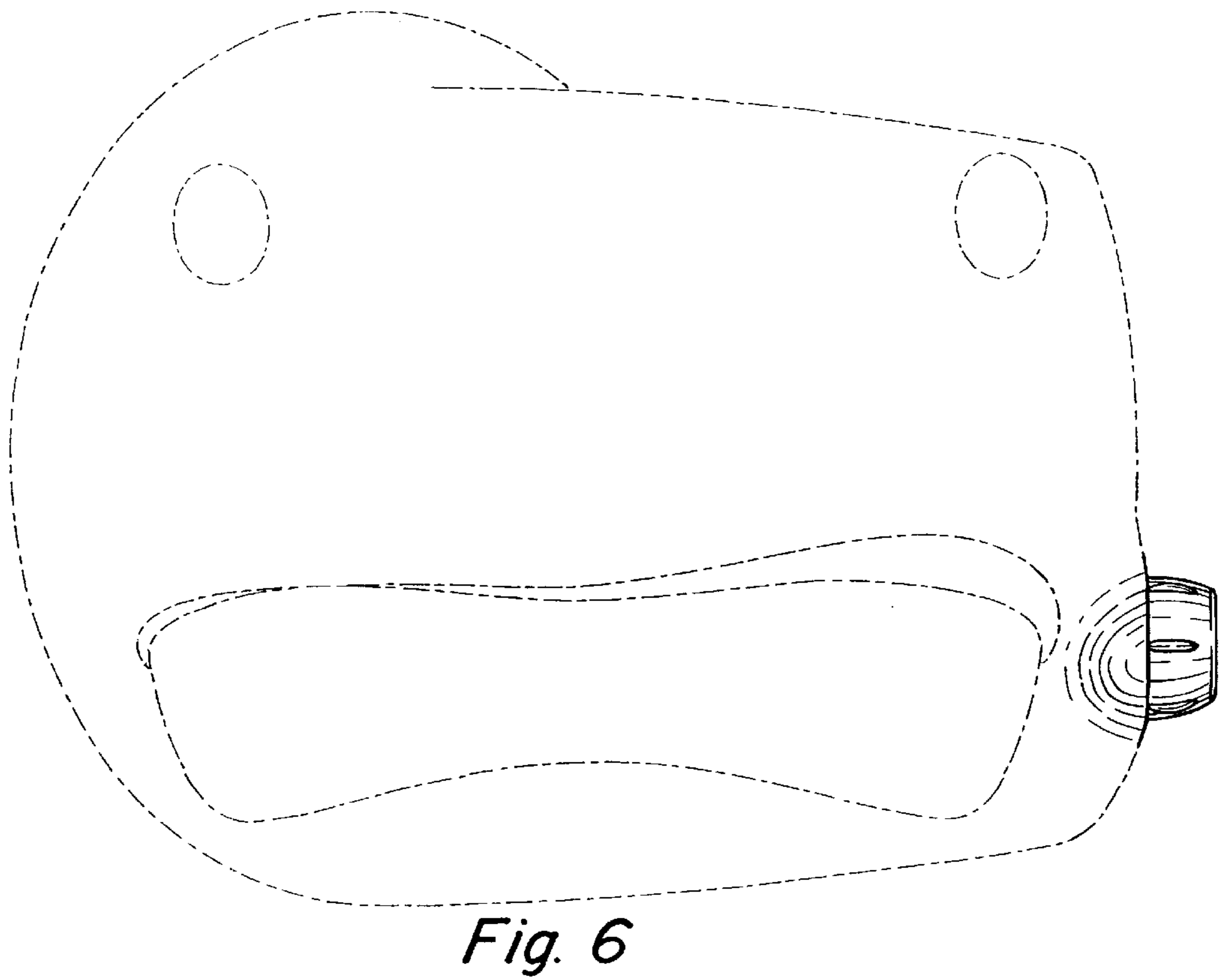
*Fig. 3*



*Fig. 4*



*Fig. 5*



*Fig. 6*