



US00D450674B1

(12) **United States Design Patent**
Song

(10) **Patent No.:** **US D450,674 S**

(45) **Date of Patent:** **** Nov. 20, 2001**

(54) **WIRELESS INTERNET PHONE**

(75) **Inventor:** **Min-Hwn Song, Seoul (KR)**

(73) **Assignee:** **Unidata Communication Systems Inc., Seoul (KR)**

(**) **Term:** **14 Years**

(21) **Appl. No.:** **29/136,421**

(22) **Filed:** **Jan. 31, 2001**

(30) **Foreign Application Priority Data**

Aug. 1, 2000 (KR) 00-20276

(51) **LOC (7) Cl.** **14-03**

(52) **U.S. Cl.** **D14/138; D14/346**

(58) **Field of Search** D14/137, 138,
D14/218, 147-148, 247-248, 144, 341-347;
379/433.434, 419, 420, 428, 440; 455/550-575,
90

(56) **References Cited**

U.S. PATENT DOCUMENTS

D. 339,128	*	9/1993	Claxton et al.	D14/138
D. 368,711	*	4/1996	Wicks et al.	D14/138
D. 376,594	*	12/1996	Hogg et al.	D14/148
D. 386,492	*	11/1997	Yamaguchi	D14/138
D. 393,857	*	4/1998	Park	D14/138
D. 396,714	*	8/1998	Nuovo et al.	D14/138
D. 400,203	*	10/1998	Kolinen	D14/138
D. 400,525	*	11/1998	Yamaguchi	D14/138
D. 407,703	*	4/1999	Stokes	D14/147
D. 407,709	*	4/1999	Stokes	D14/248
D. 409,688	*	5/1999	Lee	D21/517

D. 410,001	*	5/1999	Tree	D14/138
D. 415,149	*	10/1999	Vuolteenaho et al.	D14/138
D. 416,017	*	11/1999	Gebhard et al.	D14/147
D. 422,585	*	4/2000	Ng et al.	D14/137
D. 425,899	*	5/2000	Dent	D14/218
D. 426,531	*	6/2000	Chikaraishi et al.	D14/138
D. 433,003	*	10/2000	Chen et al.	D14/138
D. 435,247	*	12/2000	Chang	D14/138
D. 439,230	*	3/2001	Braxton et al.	D14/138
D. 439,573	*	3/2001	DeLeon	D14/138
6,128,515	*	10/2000	Kabler et al.	455/566

OTHER PUBLICATIONS

Tokyo phone T-63(NE) advertisement.*

* cited by examiner

Primary Examiner—Jeffrey Asch

(74) *Attorney, Agent, or Firm*—Abelman, Frayne & Schwab

(57) **CLAIM**

I claim the ornamental design for wireless internet phone, as shown and described in the drawings.

DESCRIPTION

FIG. 1 is a perspective view of wireless internet phone of my design;

FIG. 2 is a front view of FIG. 1;

FIG. 3 is a rear view of FIG. 1;

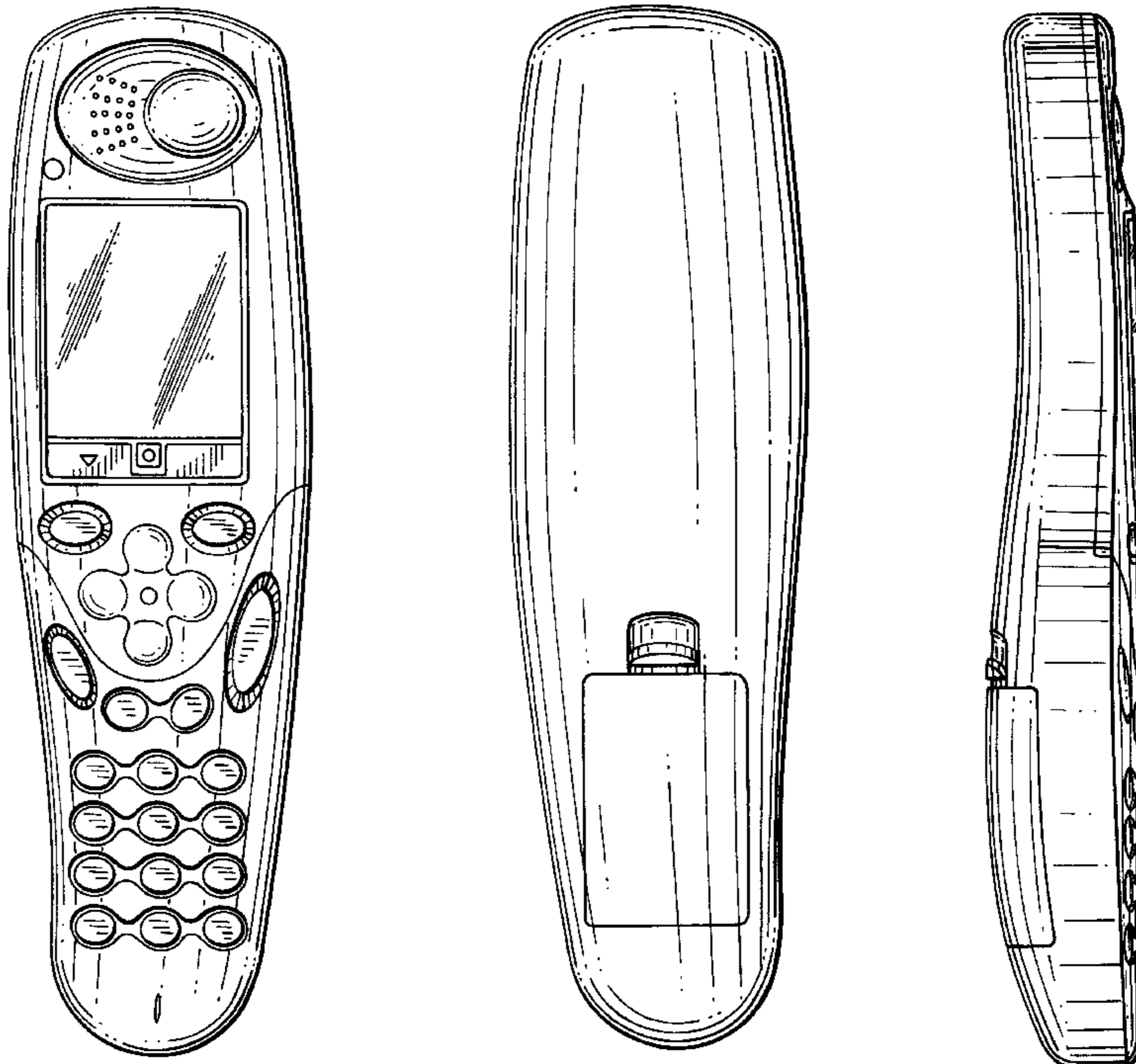
FIG. 4 is a left side view of FIG. 1;

FIG. 5 is a right side view of FIG. 1;

FIG. 6 is a top plan view of FIG. 1; and,

FIG. 7 is a bottom view of FIG. 1.

1 Claim, 6 Drawing Sheets



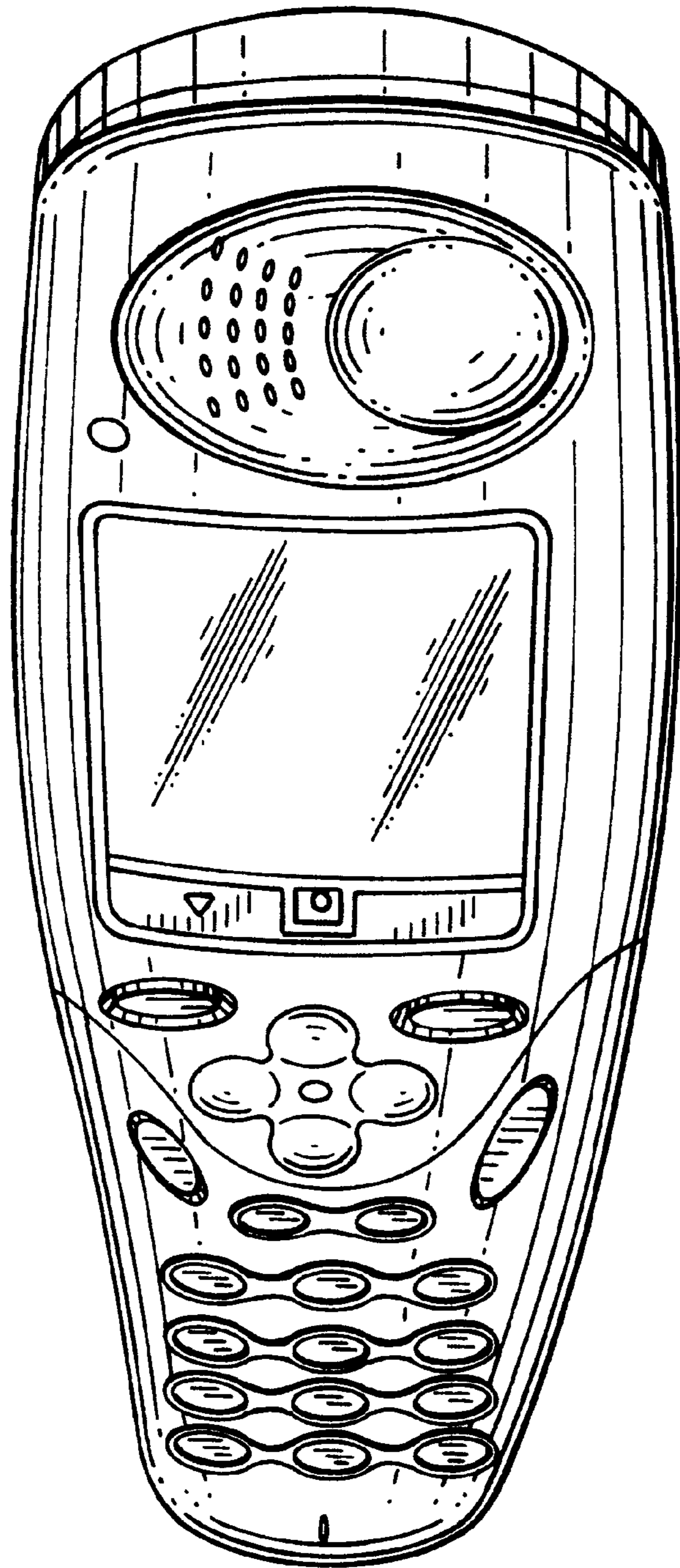


FIG. 1

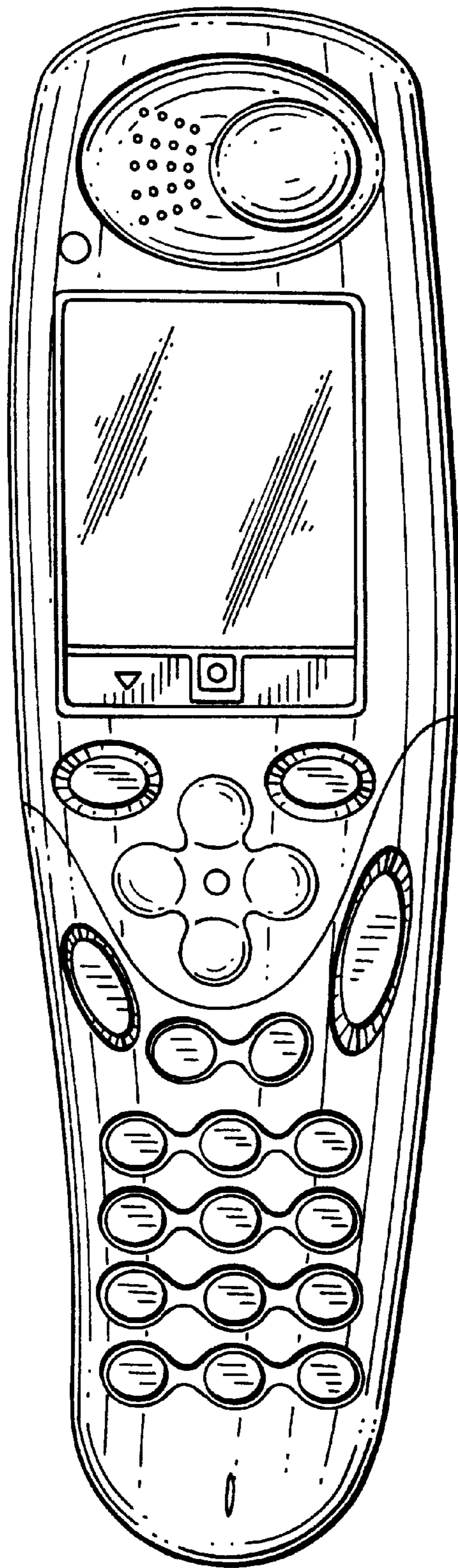


FIG. 2




FIG. 3



FIG. 4

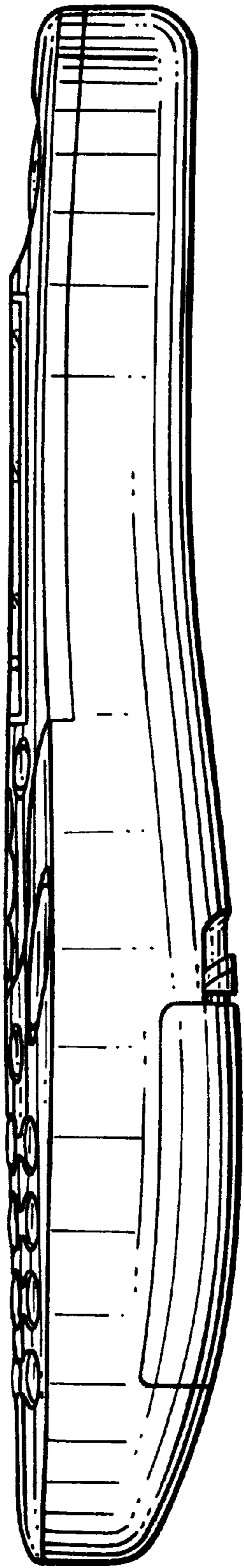


FIG. 5

FIG. 6

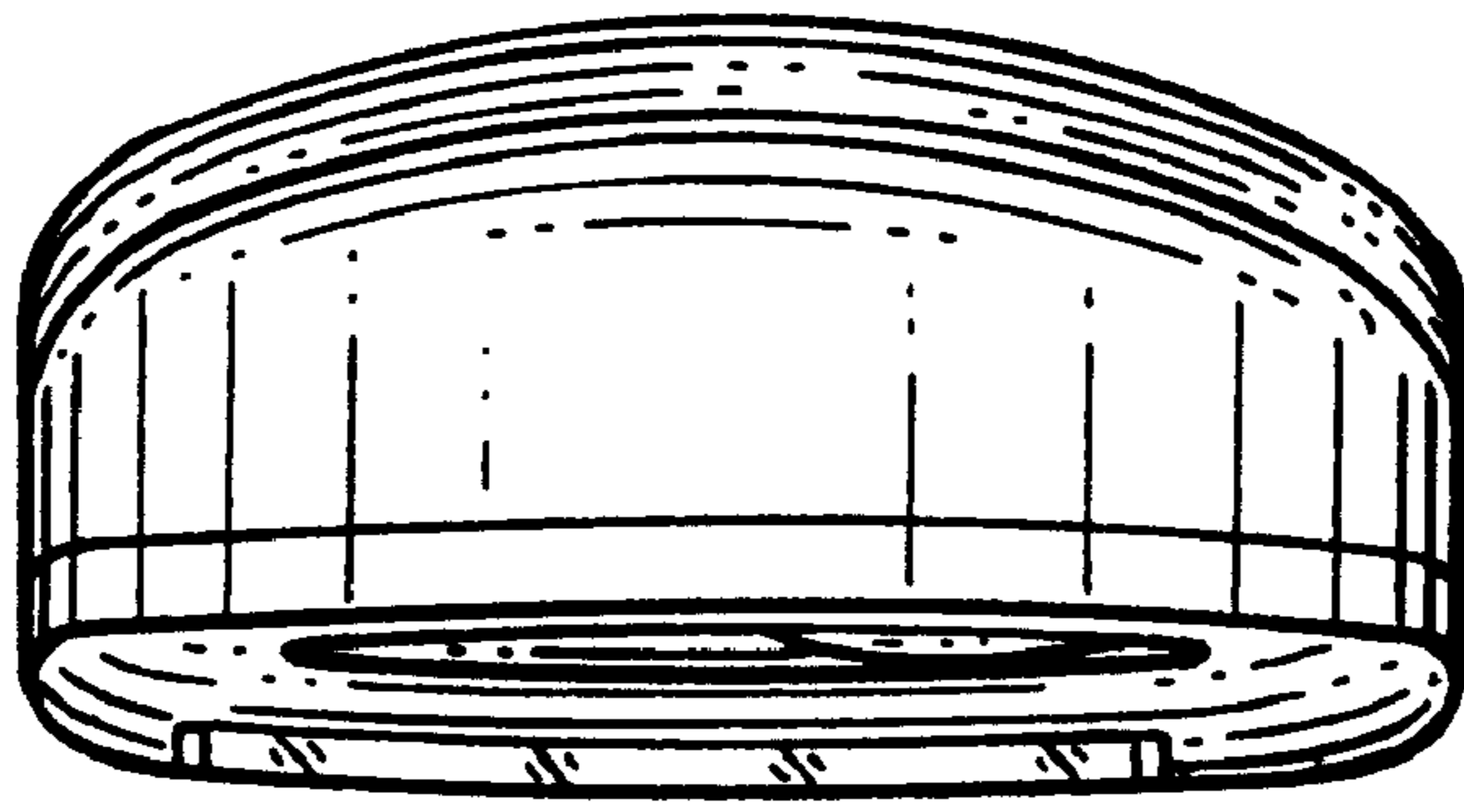


FIG. 7

