



US00D450673B1

(12) **United States Design Patent**
Obradovich et al.

(10) **Patent No.:** **US D450,673 S**

(45) **Date of Patent:** **** Nov. 20, 2001**

(54) **PERSONAL COMMUNICATION DEVICE**

(75) Inventors: **Michael L. Obradovich**, San Clemente;
Steven W. Schebesch, Aliso Viejo, both
of CA (US)

(73) Assignee: **American Calcar Inc.**, Wilmington, DE
(US)

(**) Term: **14 Years**

(21) Appl. No.: **29/135,489**

(22) Filed: **Jan. 11, 2001**

Related U.S. Application Data

(63) Continuation of application No. 29/124,318, filed on Jun. 2,
2000, now abandoned.

(51) **LOC (7) Cl.** **14-03**

(52) **U.S. Cl.** **D14/138**

(58) **Field of Search** D14/137, 138,
D14/218, 147-148, 247-248, 144, 341-347;
379/433.434, 419, 420, 428, 440; 455/550-575,
90

(56) **References Cited**

U.S. PATENT DOCUMENTS

D. 353,809	*	12/1994	Nuovo et al.	D14/138
D. 365,095	*	12/1995	Kajita	D14/138
D. 407,719	*	4/1999	Nagano et al.	D14/138
D. 412,329	*	7/1999	Banryu	D14/138
D. 415,149	*	10/1999	Vuolteenaho et al.	D14/138
D. 415,489	*	10/1999	Ke	D14/138
D. 419,994	*	2/2000	Curtis et al.	D14/138

D. 420,351	*	2/2000	Waldner	D14/138
D. 421,004	*	2/2000	Curtis	D14/138
D. 422,585	*	4/2000	Ng et al.	D14/137
D. 424,052	*	5/2000	Haile et al.	D14/138
D. 425,057	*	5/2000	Finkbeiner	D14/138
D. 427,984	*	7/2000	Anderson et al.	D14/138
D. 434,742	*	12/2000	Elkins et al.	D14/138
D. 434,743	*	12/2000	Wei	D14/138
D. 436,584	*	1/2001	Jen	D14/138
D. 436,938	*	1/2001	Won	D14/138
D. 439,230	*	3/2001	Braxton et al.	D14/138
D. 439,573	*	3/2001	DeLeon	D14/138
D. 442,930	*	5/2001	Nguyen et al.	D14/138
6,097,964	*	8/2000	Nuovo et al.	455/550
6,108,416	*	8/2000	Collin et al.	379/433

OTHER PUBLICATIONS

Panasonic 521G telephone advertisement, Dec. 1997.*

* cited by examiner

Primary Examiner—Jeffrey Asch

(74) *Attorney, Agent, or Firm*—Christie, Parker & Hale,
LLP

(57) **CLAIM**

The ornamental design for personal communication device,
as shown and described.

DESCRIPTION

FIG. 1 is a front view of an embodiment of the design;
FIG. 2 is a top view of the embodiment of FIG. 1;
FIG. 3 is a bottom view of the embodiment of FIG. 1;
FIG. 4 is a left side view of the embodiment of FIG. 1; and,
FIG. 5 is a right side view of the embodiment of FIG. 1.

1 Claim, 1 Drawing Sheet

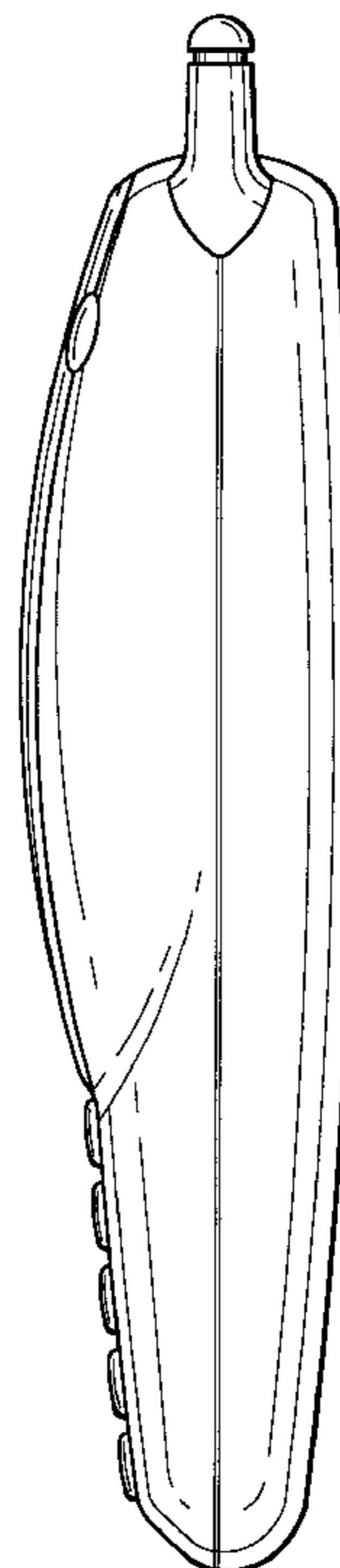



FIG. 2

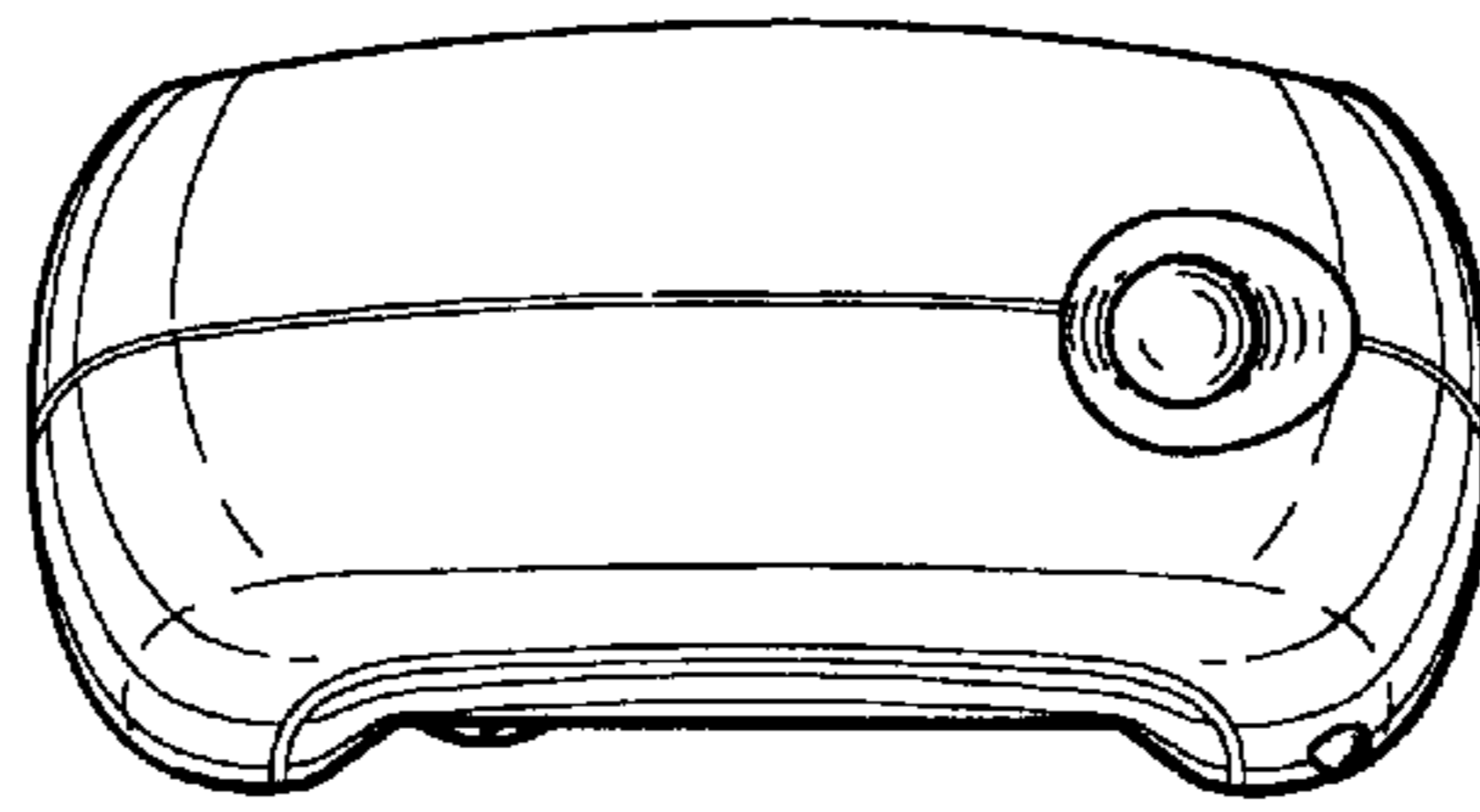


FIG. 4

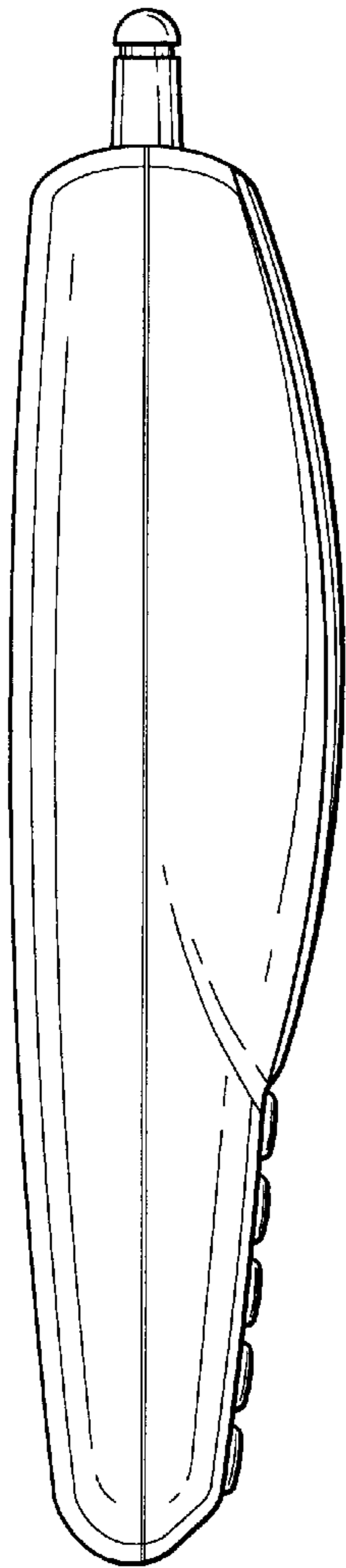


FIG. 1

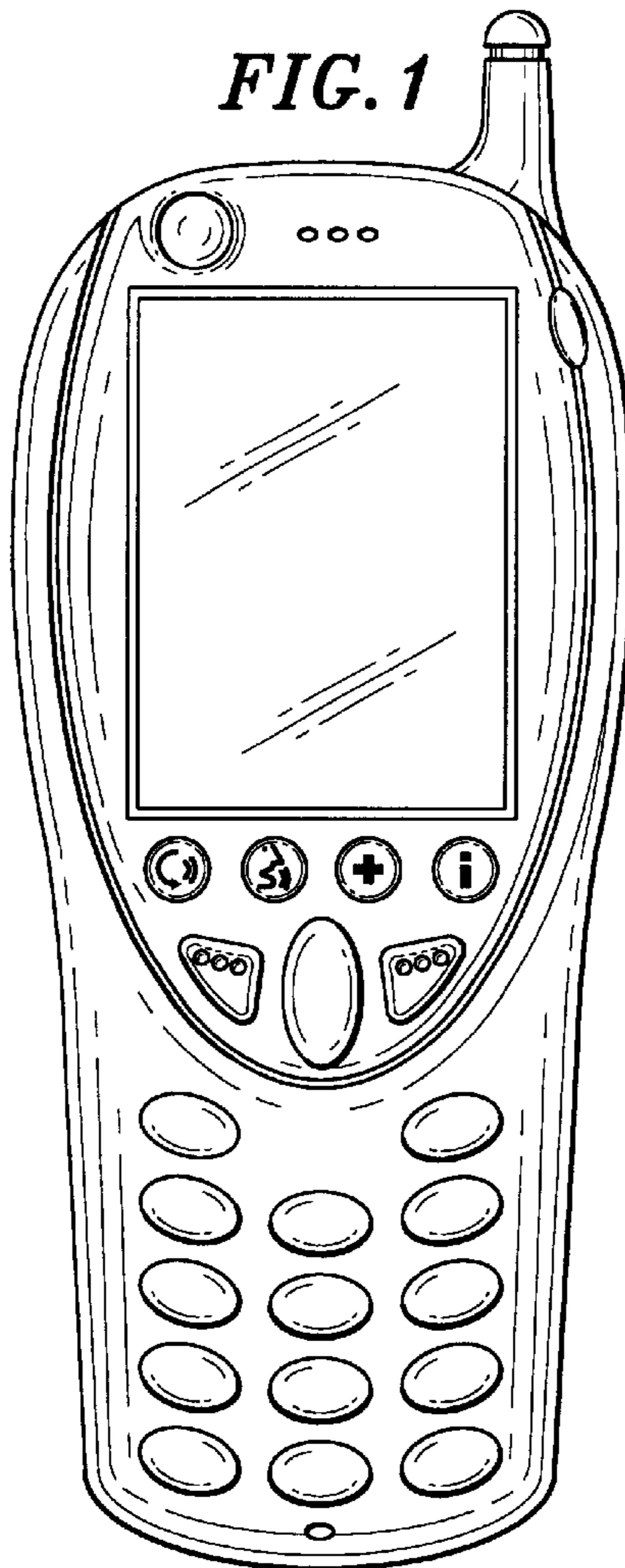


FIG. 5

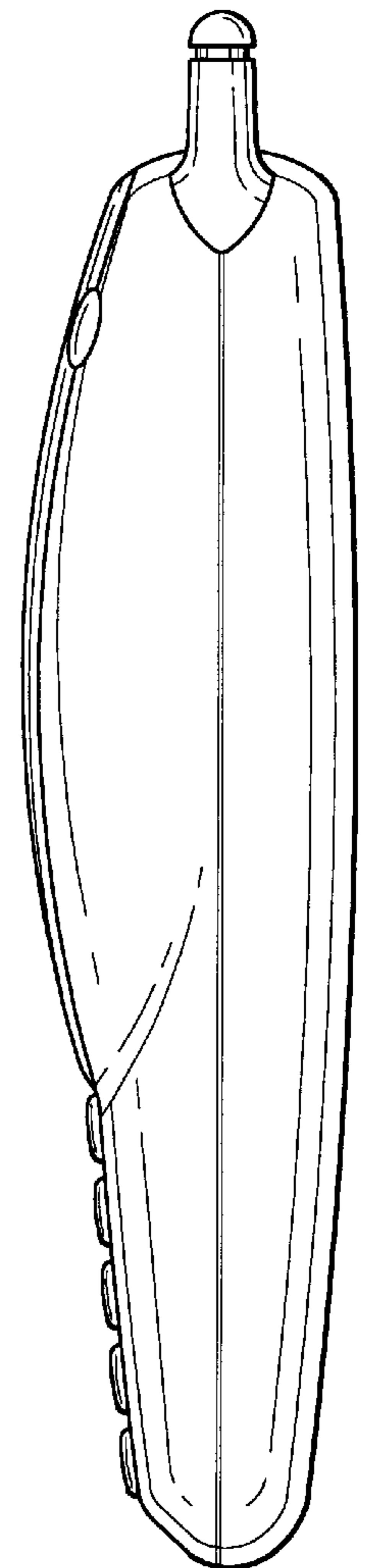


FIG. 3

