

US00D450665B1

(12) **United States Design Patent**
Isely et al.

(10) **Patent No.:** **US D450,665 S**

(45) **Date of Patent:** **** Nov. 20, 2001**

(54) **WALL MOUNTED CABLE DISTRIBUTION HOUSING COVER**

(74) *Attorney, Agent, or Firm*—Myers Bigel Sibley & Sajovec

(75) Inventors: **Larson J. Isely; Matthew S. Henry,**
both of Durham, NC (US)

(57) **CLAIM**

The ornamental design for a wall mounted cable distribution housing cover, as shown and described.

(73) Assignee: **Home Director, Inc.,** Morrisville, NC (US)

DESCRIPTION

(**) Term: **14 Years**

FIG. 1 is a front perspective view of a cover for a cable distribution housing, showing our new design;

(21) Appl. No.: **29/126,676**

FIG. 2 is a front elevational view thereof;

(22) Filed: **Jul. 21, 2000**

FIG. 3 is a side elevational view thereof;

(51) **LOC (7) Cl.** **13-99**

FIG. 4 is a top plan view thereof;

(52) **U.S. Cl.** **D13/184**

FIG. 5 is a rear elevational view thereof;

(58) **Field of Search** D13/184; D14/314,
D14/434; D6/492; 174/48-49, 50-67; 312/223.1,
223.2; 361/679, 724, 829; 379/399

FIG. 6 is a side elevational view thereof, opposite that shown in FIG. 3;

FIG. 7 is a bottom plan view thereof;

(56) **References Cited**

FIG. 8 is a perspective view of the cover of FIG. 1 shown in its environment;

U.S. PATENT DOCUMENTS

FIG. 9 is a front perspective view of a cover for a cable distribution housing, showing a second embodiment of our new design;

D. 245,186 * 7/1977 Hase D13/40

FIG. 10 is a front elevational view of the embodiment of FIG. 9;

D. 287,006 * 12/1986 Fletcher et al. D13/40

FIG. 11 is a rear elevational view of the embodiment of FIG. 9; and,

D. 341,962 * 12/1993 Bovermann et al. D6/492

FIG. 12 is a perspective view of the cover of FIG. 9 shown in its environment.

D. 400,512 * 11/1998 Korhonen D13/184

D. 417,098 * 11/1999 Teufel et al. D6/492

D. 421,249 * 2/2000 Rooyakkers et al. D13/184

6,201,694 * 3/2001 Turunen 361/695


* cited by examiner

The broken lines shown herein are for illustrative purposes only and form no part of the claimed design.

Primary Examiner—James Gandy

Assistant Examiner—Daniel Bui

1 Claim, 10 Drawing Sheets






Fig. 1




Fig. 2




Fig. 3

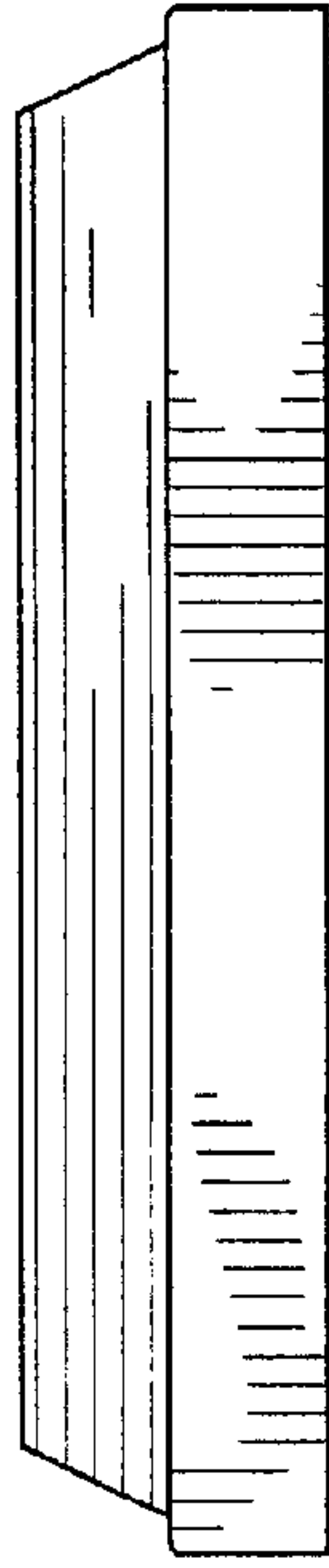


Fig. 4




Fig. 5

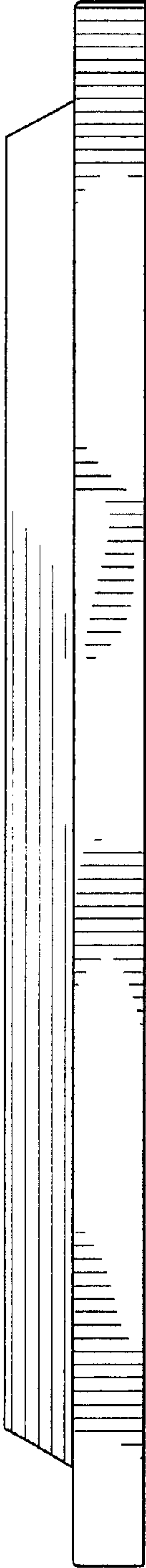


Fig. 6




Fig. 7

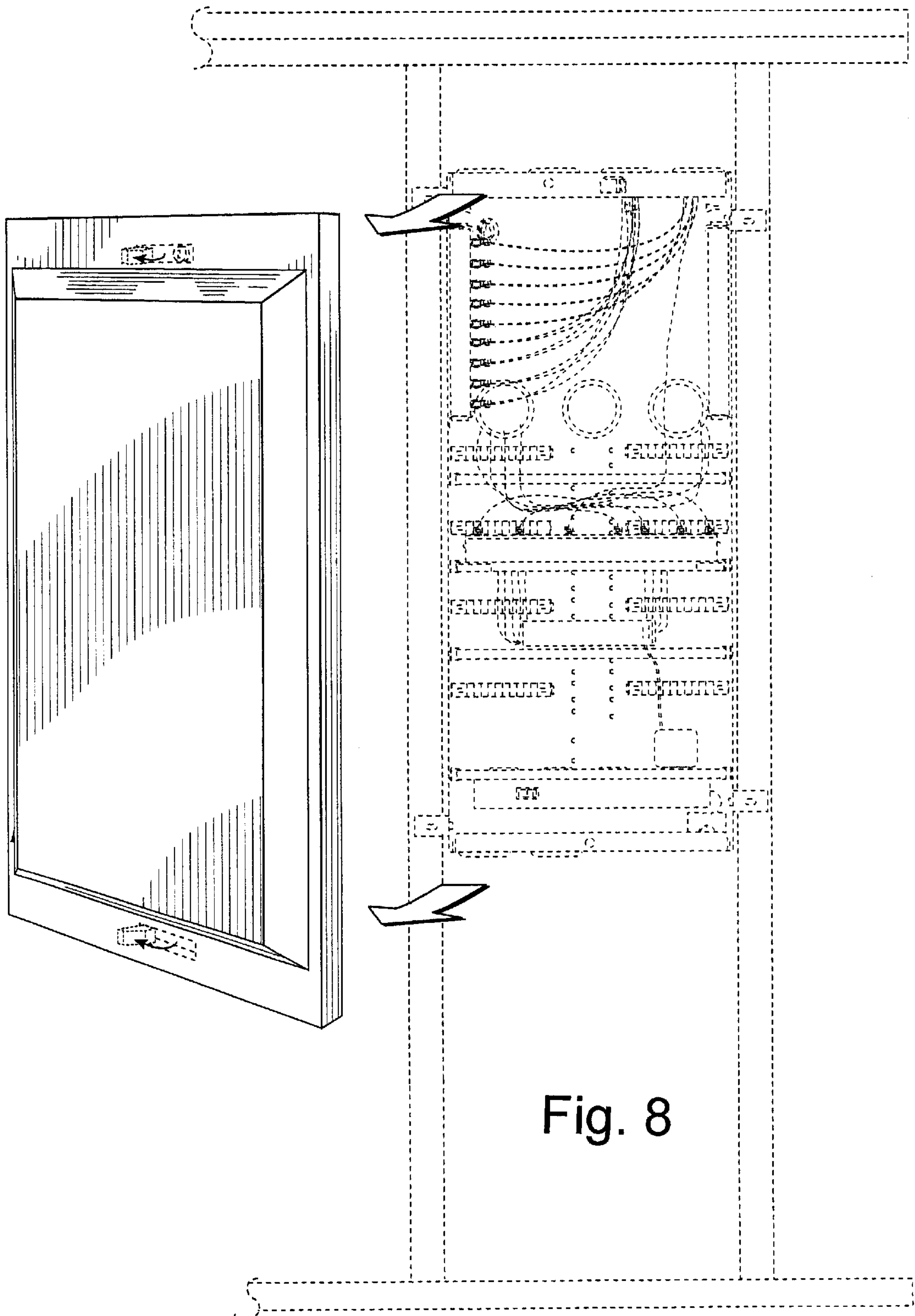


Fig. 8

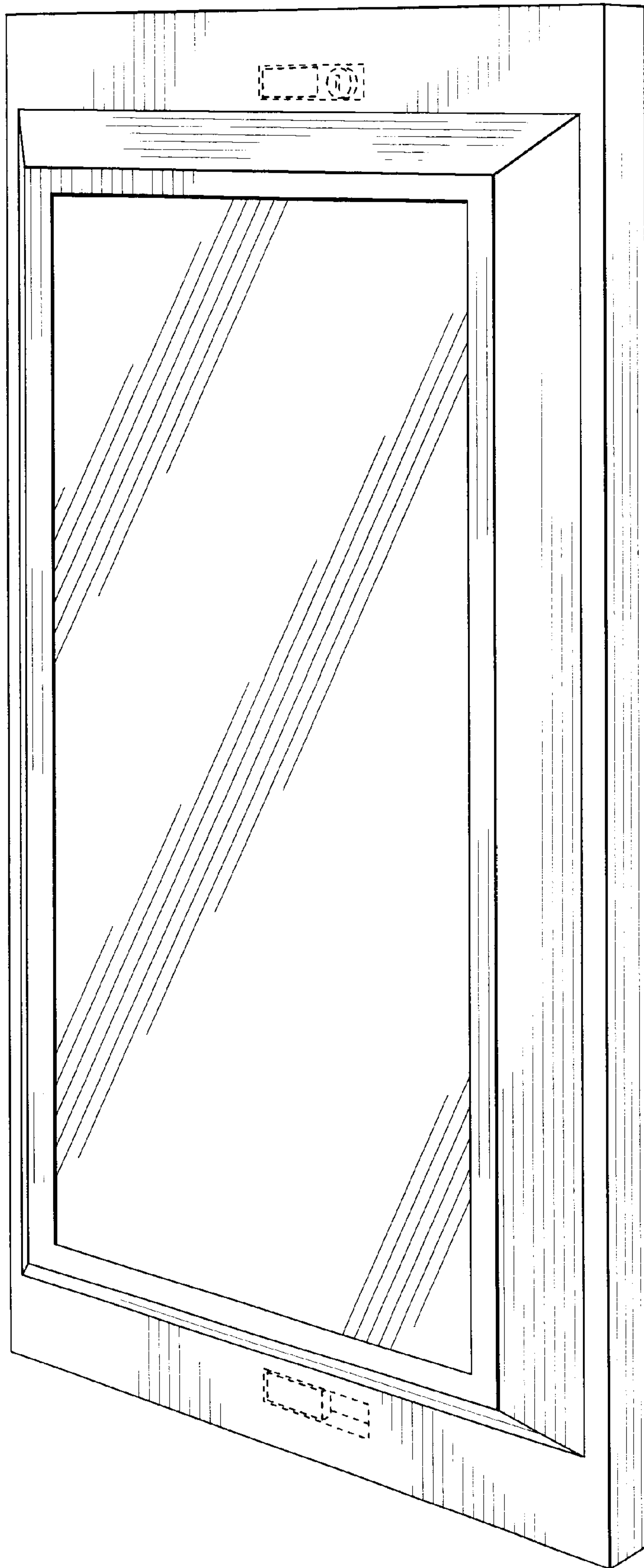


FIG. 9.

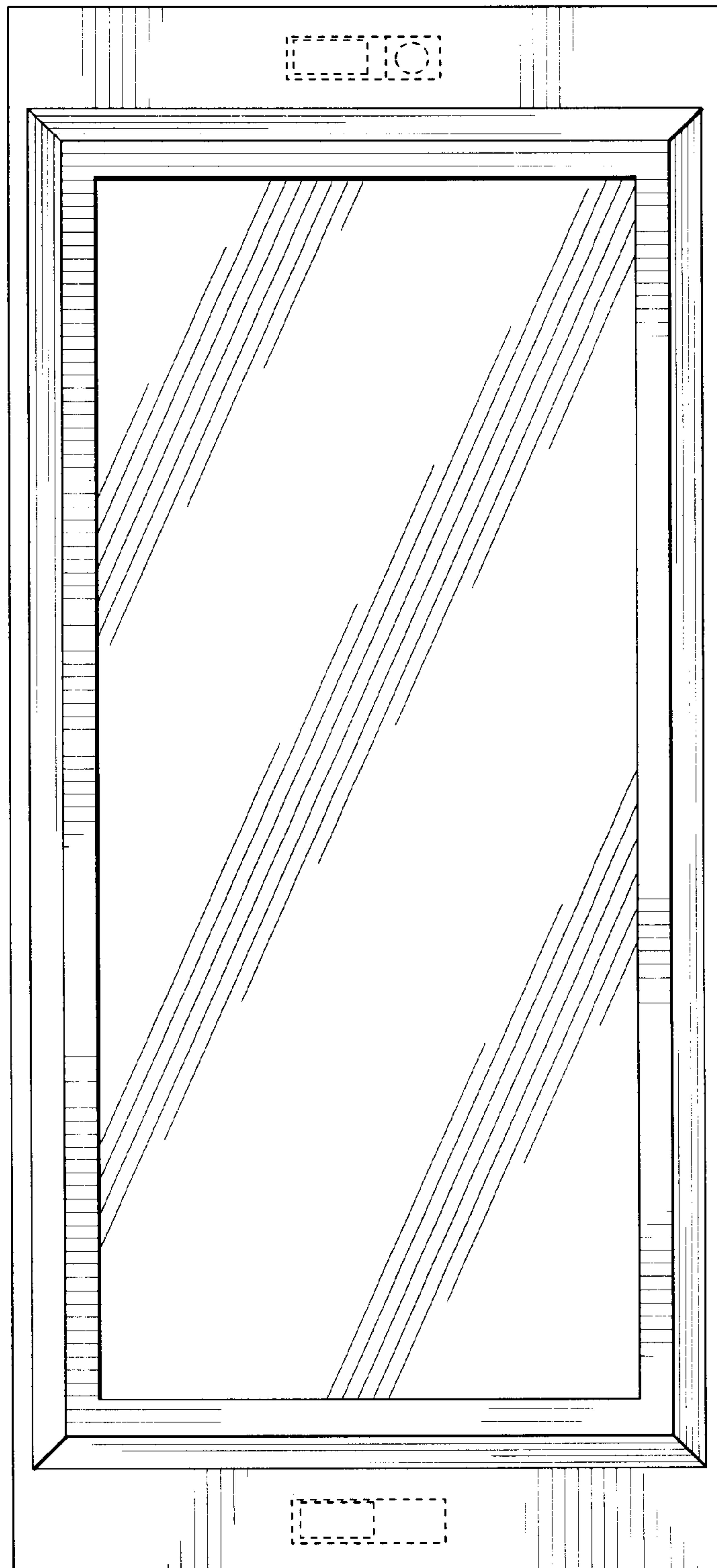


FIG. 10.

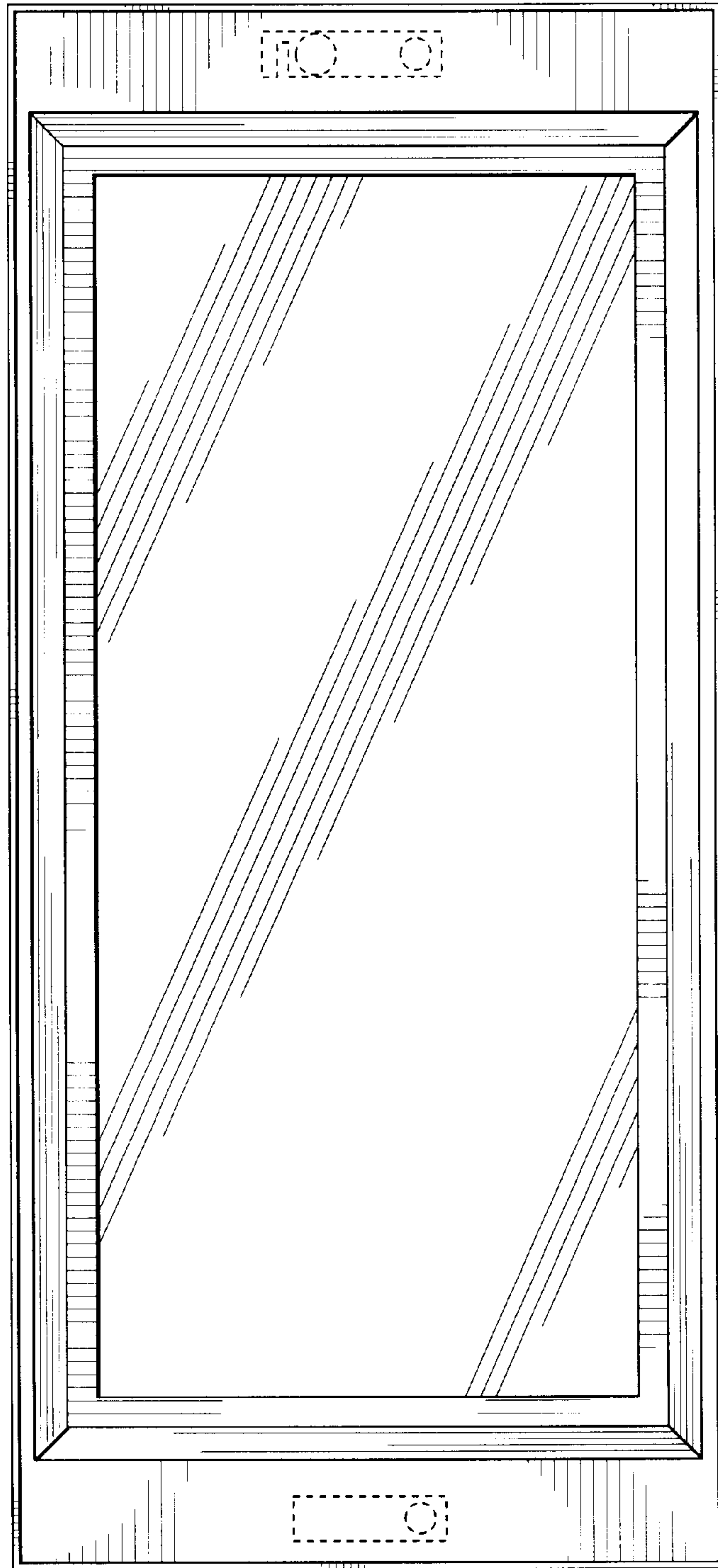


FIG. 11.

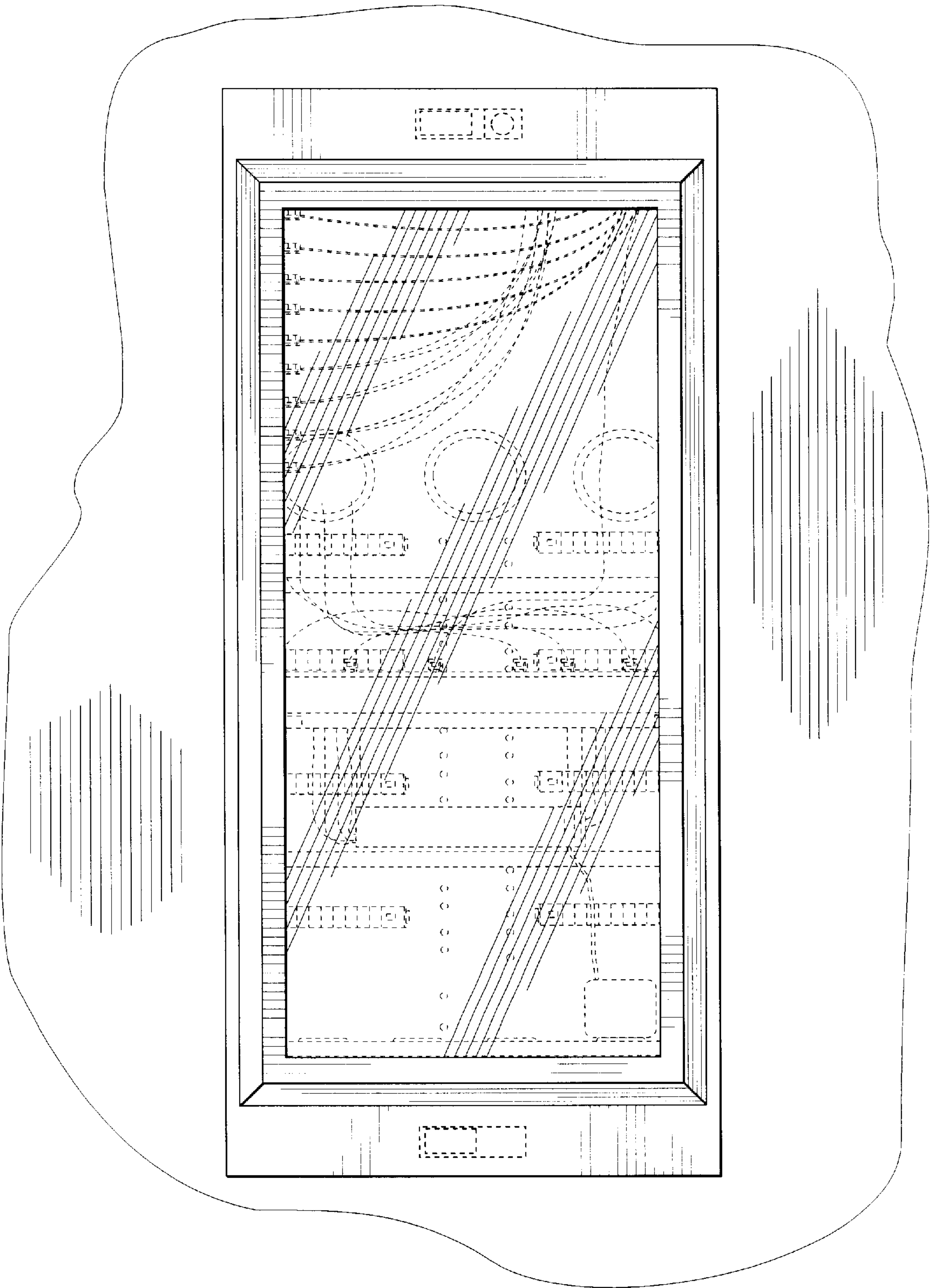


FIG. 12.