



US00D450645B1

(12) **United States Design Patent**
Love

(10) **Patent No.:** **US D450,645 S**

(45) **Date of Patent:** **** Nov. 20, 2001**

- (54) **VEHICULAR TRACTION MAT**
- (76) Inventor: **Tony Love**, 2040 Wilson Ave. Apt 24,
St. Paul, MN (US) 55119
- (**) Term: **14 Years**
- (21) Appl. No.: **29/143,148**
- (22) Filed: **Jun. 8, 2001**
- (51) **LOC (7) Cl.** **12-16**
- (52) **U.S. Cl.** **D12/203**
- (58) **Field of Search** D12/400, 203,
D12/114, 217; 188/32, 36; D6/582-588,
592, 596, 601; 238/14; 180/9.1-9.62, 313;
152/208; 403/52, 220, 345; 280/293; 296/97.23;
15/215-217; 410/30, 49

4,998,670	*	3/1991	Peterson	238/14
5,100,054	*	3/1992	Fickett et al.	238/14
5,439,171	*	8/1995	Fruend	238/14
5,538,183	*	7/1996	McGee	238/14
5,862,983	*	1/1999	Andrus et al.	238/14
5,899,380	*	5/1999	Beaulieu	238/14

* cited by examiner

Primary Examiner—Stacia Cadmus

(57) **CLAIM**

The ornamental design for a vehicular traction mat, as shown and described.

DESCRIPTION


FIG. 1 is a top plan view of the vehicular traction mat of the present invention;
 FIG. 2 is a bottom plan view of the vehicular traction mat of FIG. 1;
 FIG. 3 is a front elevational view of the vehicular traction mat of FIG. 1, the rear elevational view being a mirror image thereof;
 FIG. 4 is a left side elevational view of the vehicular traction mat of FIG. 1, the right side elevational view being a mirror image thereof; and,
 FIG. 5 is a cross-sectional view of the vehicular traction mat taken along line 5—5 of FIG. 3.

(56) **References Cited**

U.S. PATENT DOCUMENTS

D. 196,773	*	10/1963	Carter	D12/203
D. 226,621		4/1973	Bartman .	
D. 355,321	*	2/1995	Giles	D12/203 X
2,496,119		1/1950	Cesen .	
3,202,358		8/1965	Griswold .	
4,281,791		8/1981	Schaaf et al. .	
4,650,115		3/1987	Fontaine .	
4,840,309	*	6/1989	Teresi	238/14

1 Claim, 4 Drawing Sheets






FIG. 1

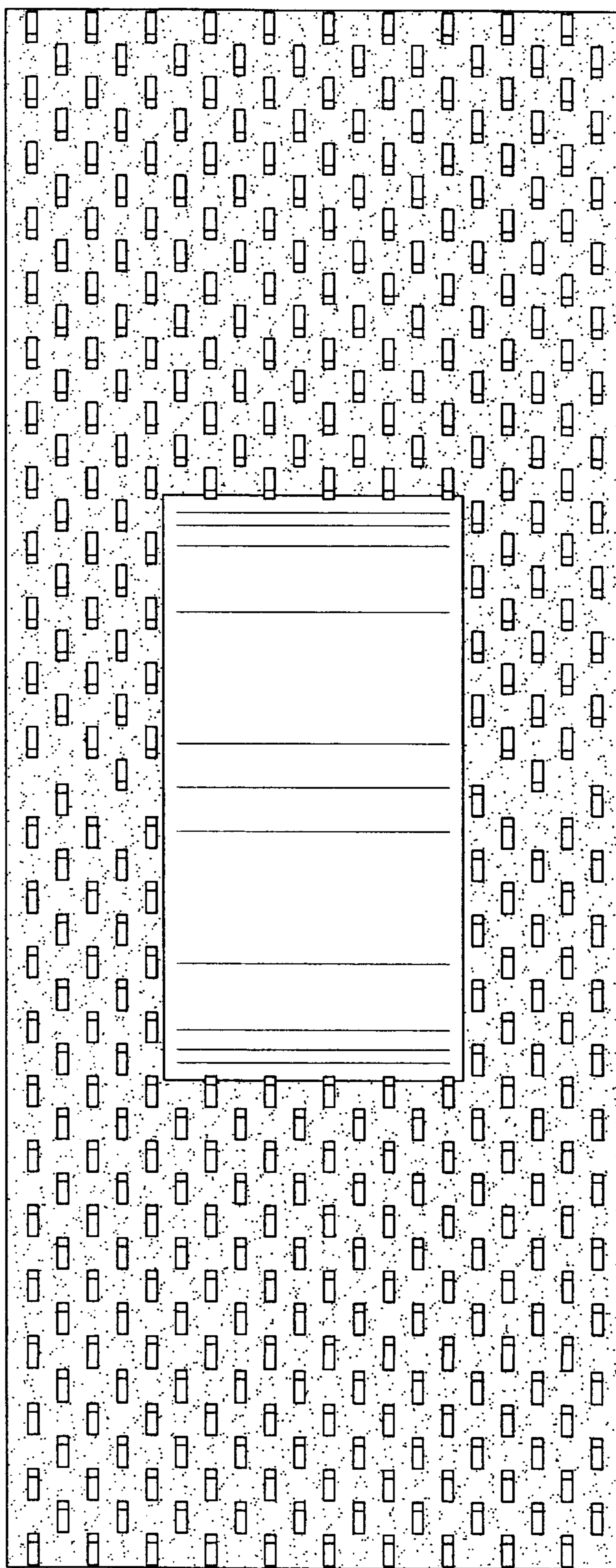


FIG. 2

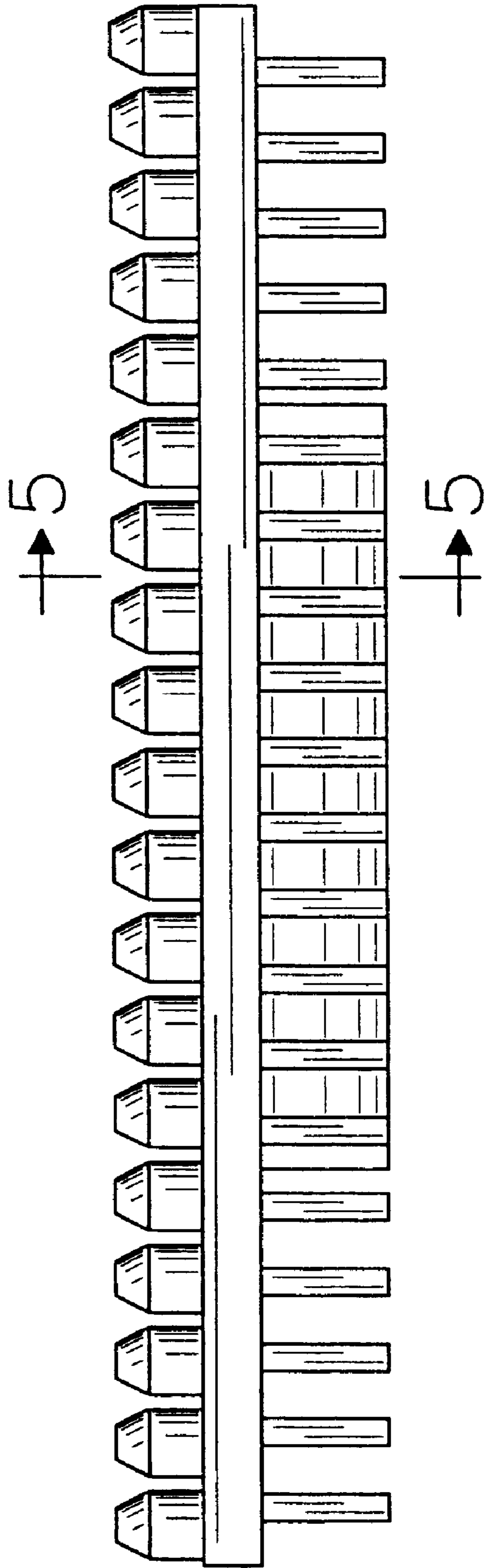


FIG. 3

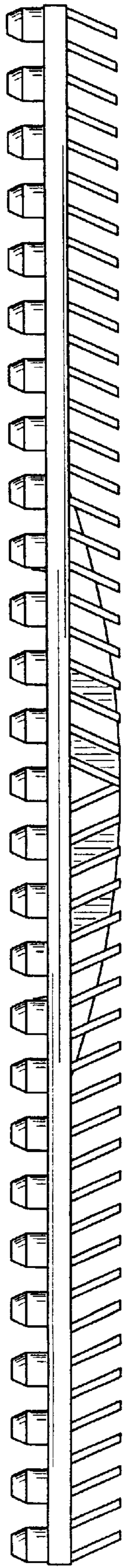


FIG. 4




FIG. 5