



US00D450642B1

(12) **United States Design Patent**
Carter et al.

(10) **Patent No.:** **US D450,642 S**

(45) **Date of Patent:** **** Nov. 20, 2001**

(54) **MIRROR CONSTRUCTION**

6,087,953 7/2000 DeLine et al. .

(75) Inventors: **John W. Carter**, Holland; **Robert C. Knapp**, Coloma, both of MI (US)

FOREIGN PATENT DOCUMENTS

0937601A2 8/1999 (EP) .

(73) Assignee: **Gentex Corporation**, Zeeland, MI (US)

OTHER PUBLICATIONS

(**) Term: **14 Years**

09/244,726; DeLine et al.

(21) Appl. No.: **29/122,330**

* cited by examiner

(22) Filed: **Apr. 25, 2000**

Primary Examiner—Cathy Anne MacCormac

(51) **LOC (7) Cl.** **12-16**

(74) *Attorney, Agent, or Firm*—Brian J. Rees; Price Heneveld Cooper DeWitt & Litton

(52) **U.S. Cl.** **D12/187**

(57) **CLAIM**

(58) **Field of Search** D12/187–189;
359/864–881, 842, 846, 855

We claim the ornamental design for a mirror construction, as shown.

(56) **References Cited**

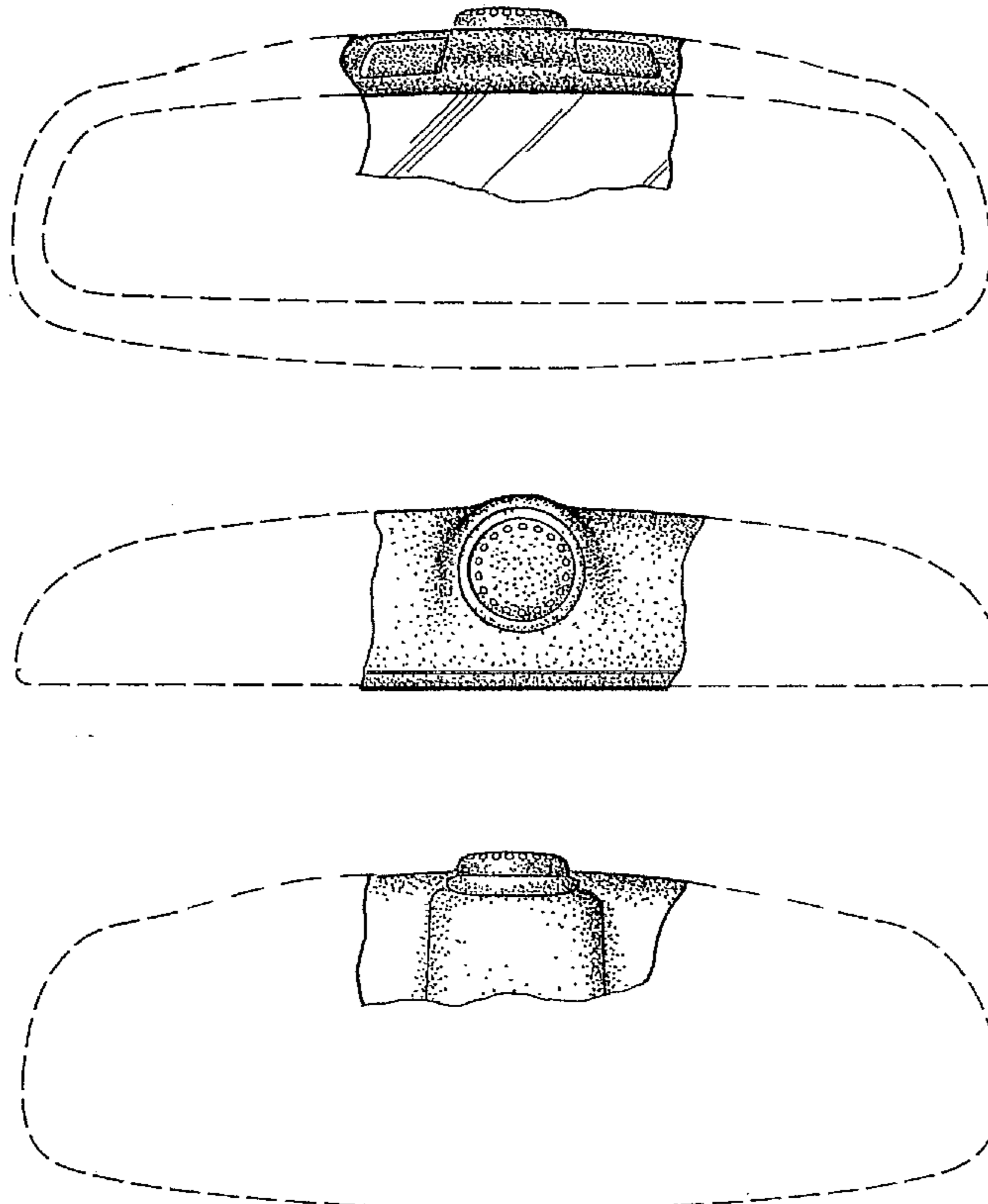
DESCRIPTION

U.S. PATENT DOCUMENTS

D. 289,989	*	5/1987	Skogler et al.	D12/188
D. 300,312	*	3/1989	Skogler et al.	D12/188
D. 328,587	*	8/1992	Arbisi	D12/187
D. 332,246	*	1/1993	Yeh	D12/188
D. 351,370	*	10/1994	Lawlor et al.	D12/187
D. 391,214		2/1998	Hook et al. .	
D. 400,481	*	11/1998	Stephens et al.	D12/187
D. 402,950		12/1998	Fitzpatrick .	
4,948,242	*	8/1990	Desmond et al.	359/877
5,285,060		2/1994	Larson et al. .	
5,557,467	*	9/1996	McColgan et al.	359/864
5,576,687		11/1996	Blank et al. .	
6,026,162		2/2000	Palett et al. .	

FIG. 1 is a front view of a mirror construction showing our new design;
FIG. 2 is a top view of the mirror construction shown in FIG. 1;
FIG. 3 is a rear view of the mirror construction shown in FIG. 1; and,
FIG. 4 is left side view of the mirror construction shown in FIG. 1, the right side being a mirror image thereof.
The dashed lines in FIGS. 1–4 are provided to show the environment of the present mirror construction design, but do not form a part of the design being claimed.

1 Claim, 1 Drawing Sheet



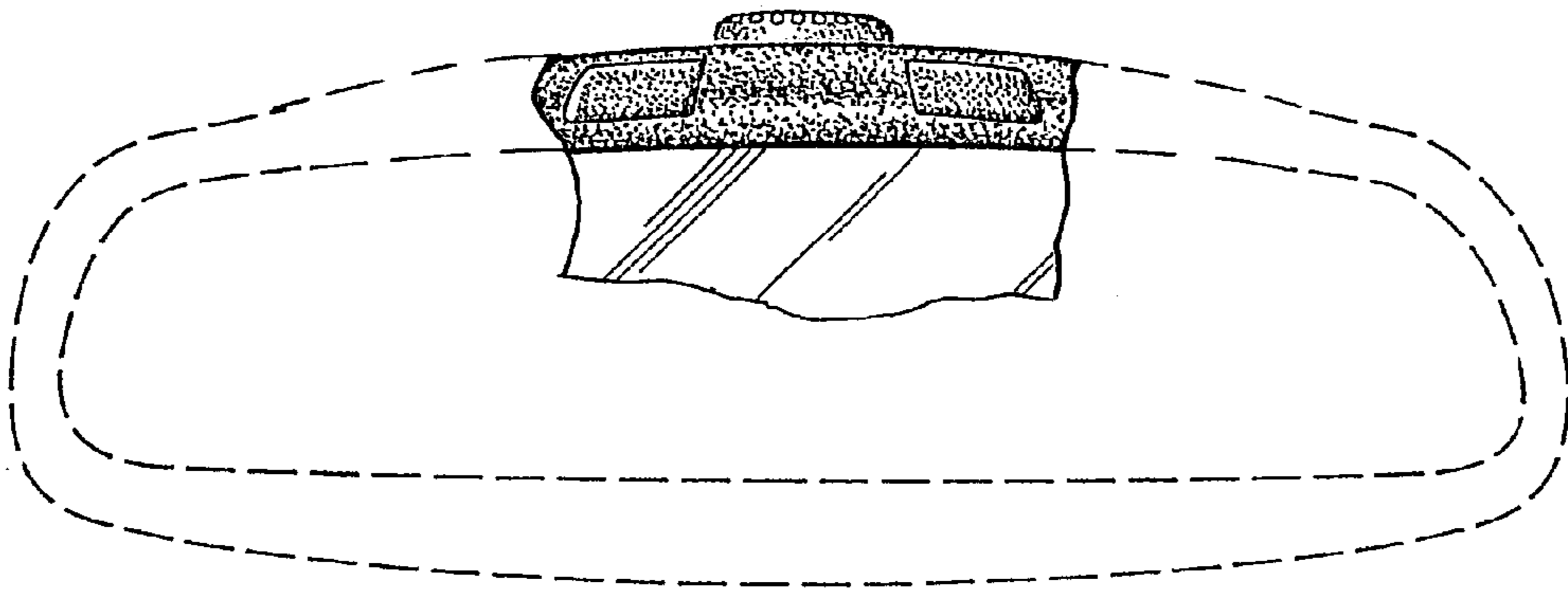


Fig. 1

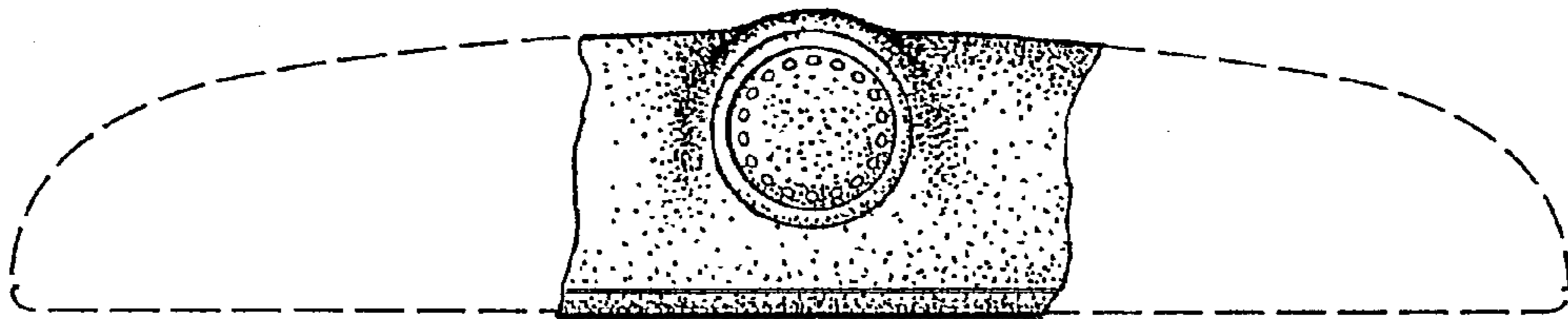


Fig. 2

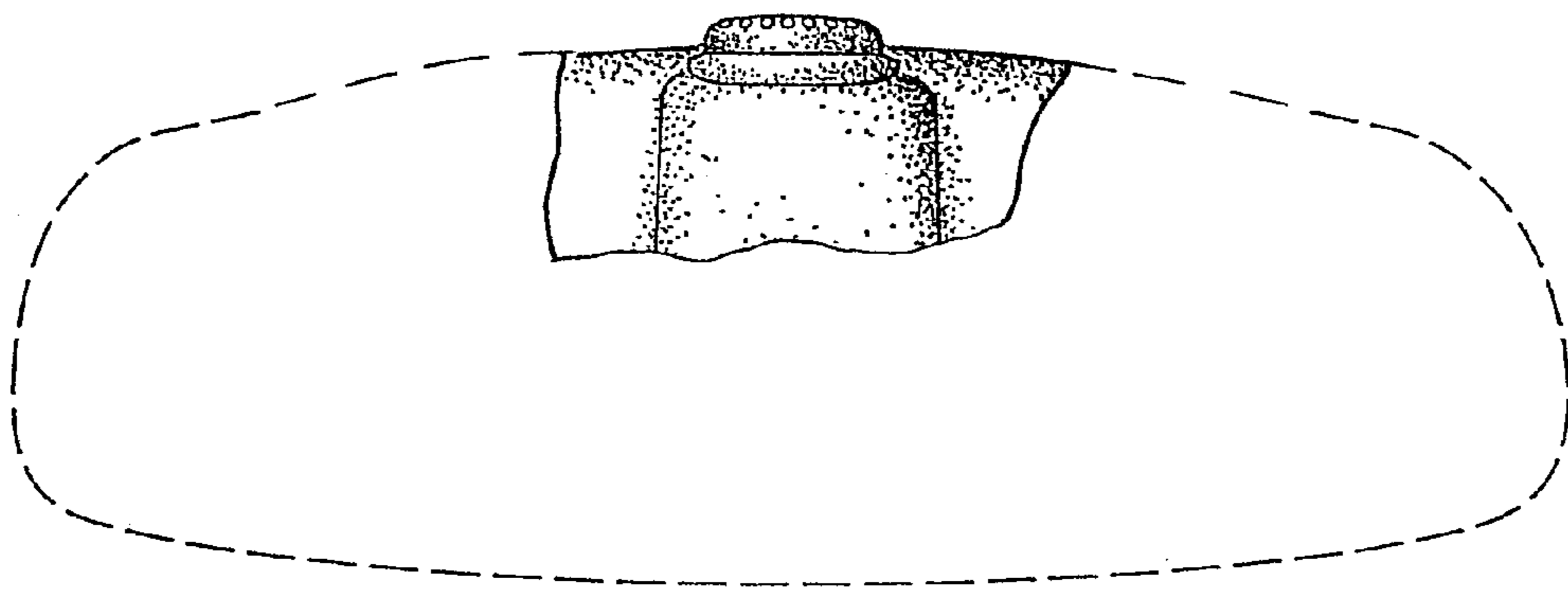


Fig. 3



Fig. 4