



US00D450639B1

(12) **United States Design Patent**
Nakamuta

(10) **Patent No.:** **US D450,639 S**

(45) **Date of Patent:** **** Nov. 20, 2001**

(54) **RADIATOR GRILL OF MOTOR VEHICLE**

D. 432,065 * 10/2000 Kitamura D12/163
D. 433,655 * 11/2000 Sacco et al. D12/163

(75) Inventor: **Yasushi Nakamuta, Aki-gun (JP)**

FOREIGN PATENT DOCUMENTS

(73) Assignee: **Mazda Motor Corporation,**
Hiroshima-ken (JP)

896292 4/1994 (JP) .

(**) Term: **14 Years**

* cited by examiner

(21) Appl. No.: **29/123,860**

Primary Examiner—Melody N. Brown

(22) Filed: **May 26, 2000**

(74) *Attorney, Agent, or Firm*—Nixon Peabody LLP;
Donald R. Studebaker

(30) **Foreign Application Priority Data**

Dec. 20, 1999 (JP) 11-35304

(51) **LOC (7) Cl.** **12-16**

(52) **U.S. Cl.** **D12/163**

(58) **Field of Search** D12/163, 169,
D12/196, 90-92; 180/68.6; 296/194

(57) **CLAIM**

The ornamental design for a radiator grill of motor vehicle,
as shown and described.

DESCRIPTION

(56) **References Cited**

U.S. PATENT DOCUMENTS

- D. 416,841 11/1999 Akana .
- D. 417,425 12/1999 Shimazu .
- D. 430,621 * 9/2000 Kitamura et al. D12/163
- D. 430,837 * 9/2000 Kitamura et al. D12/163
- D. 431,505 * 10/2000 Kitamura et al. D12/163

FIG. 1 is a front perspective view of a radiator grill of motor vehicle;
 FIG. 2 is a rear perspective view thereof;
 FIG. 3 is a front view thereof;
 FIG. 4 is a rear view thereof;
 FIG. 5 is a top view thereof;
 FIG. 6 is a bottom view thereof;
 FIG. 7 is a left side view thereof; and,
 FIG. 8 is a right side view thereof.

1 Claim, 2 Drawing Sheets




Fig. 1

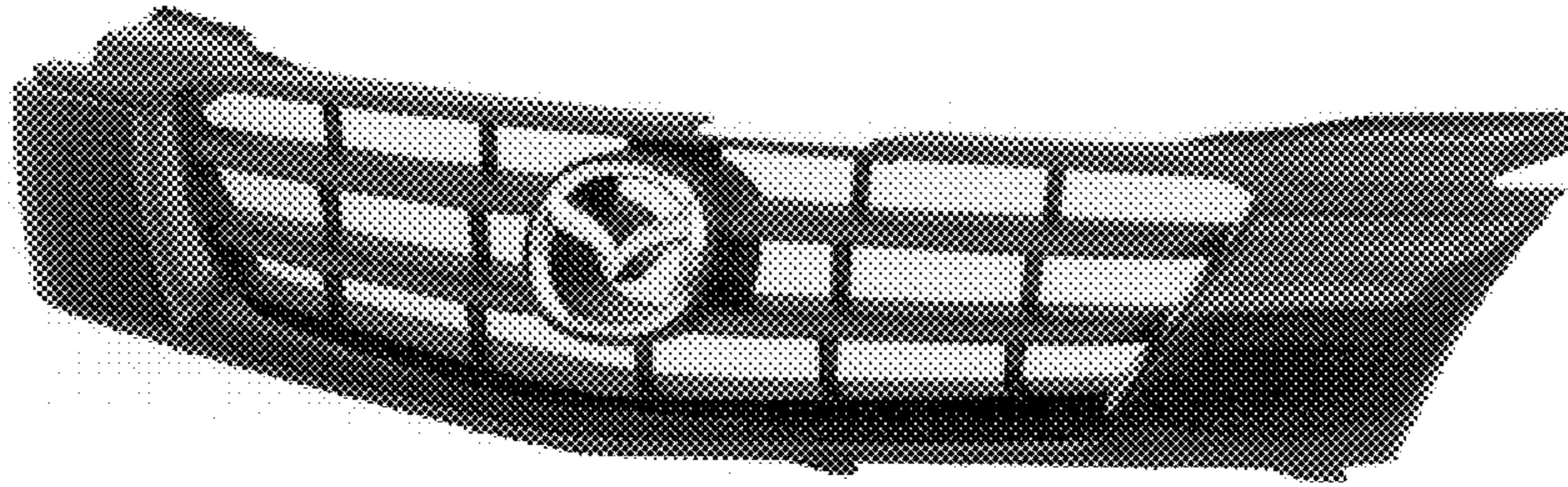


Fig. 2




Fig. 3




Fig. 4




Fig. 5



Fig. 6



Fig. 7




Fig. 8

