



US00D450638B1

(12) **United States Design Patent**
Calderon

(10) **Patent No.:** **US D450,638 S**

(45) **Date of Patent:** **** Nov. 20, 2001**

(54) **HITCH CAP**

(76) Inventor: **Victor M. Calderon**, 453 Lynden La.,
Fallbrook, CA (US) 92028

(**) Term: **14 Years**

(21) Appl. No.: **29/137,239**

(22) Filed: **Feb. 15, 2001**

(51) **LOC (7) Cl.** **12-16**

(52) **U.S. Cl.** **D12/162**

(58) **Field of Search** D12/162, 400;
211/14; 280/477, 490.1, 495, 506, 507,
511, 727; 293/122

(56) **References Cited**

U.S. PATENT DOCUMENTS

D. 404,349	*	1/1999	Julian	D12/162
D. 404,696	*	1/1999	Julian	D12/162
D. 405,744	*	2/1999	Young et al.	D12/162
D. 415,457	*	10/1999	Young et al.	D12/162
D. 419,505	*	1/2000	Deerman	D12/162
D. 424,991	*	5/2000	Young et al.	D12/162
D. 425,460	*	5/2000	Peroni	D12/162

D. 425,833	*	5/2000	Robinson	D12/162
D. 426,798	*	6/2000	Peroni	D12/162
D. 428,839	*	8/2000	Horowitz	D12/162
D. 430,519	*	9/2000	Beauvais	D12/162
D. 433,358	*	11/2000	McBroom	D12/162

* cited by examiner

Primary Examiner—Stacia Cadmus

(74) *Attorney, Agent, or Firm*—John J. Murphey, Esq.

(57) **CLAIM**

The ornamental design for a hitch cap, as shown and described.

DESCRIPTION

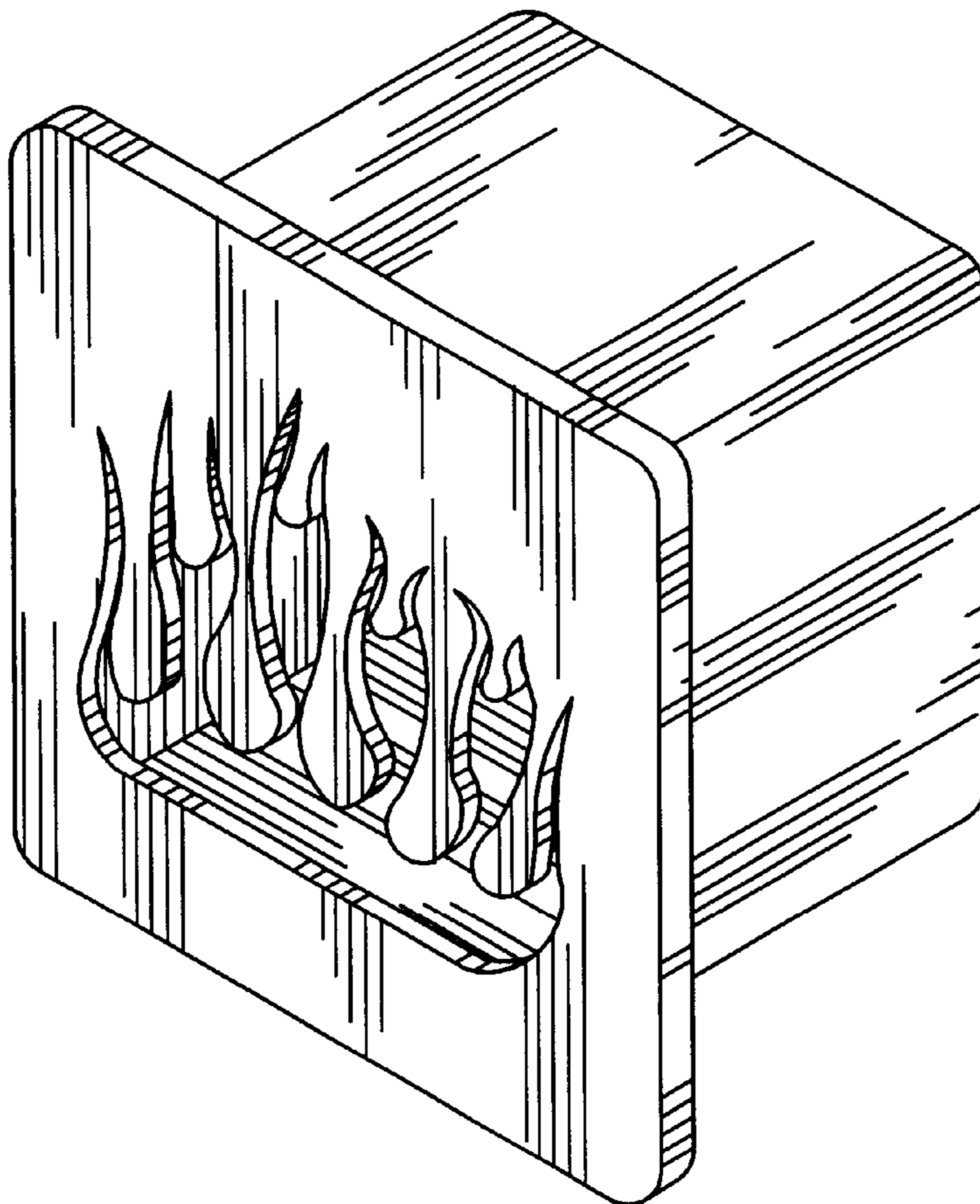
FIG. 1 is a perspective view of a hitch cap showing my new design;

FIG. 2 is a left side view of the hitch cap showing my new design where the right side view, the top view and the bottom view are mirror images thereof;

FIG. 3 is a rear view of my new design—the drawing does not show through because of the rear wall; and,

FIG. 4 is a front view of the hitch cap showing my new design.

1 Claim, 2 Drawing Sheets



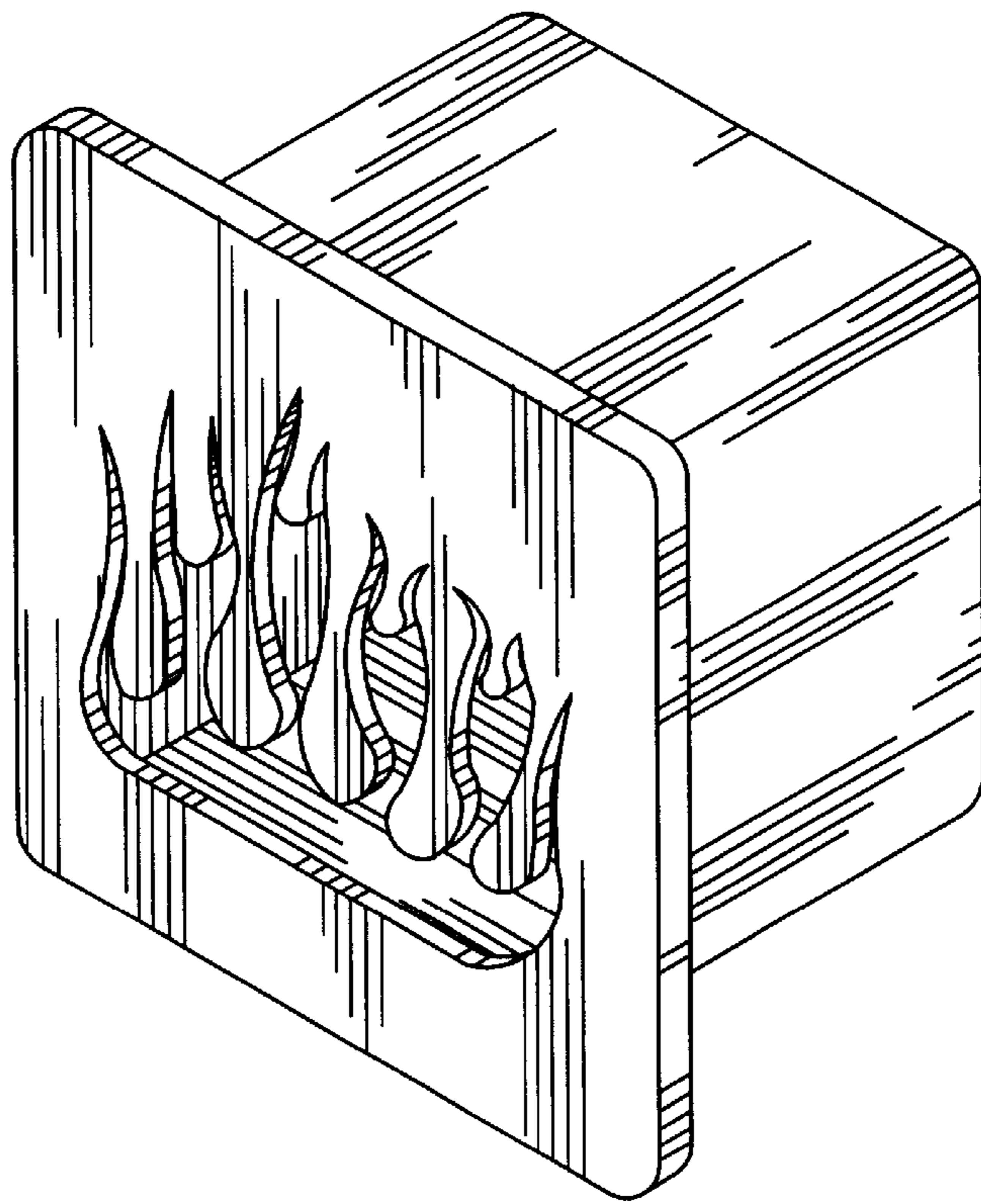


Figure 1




Figure 2

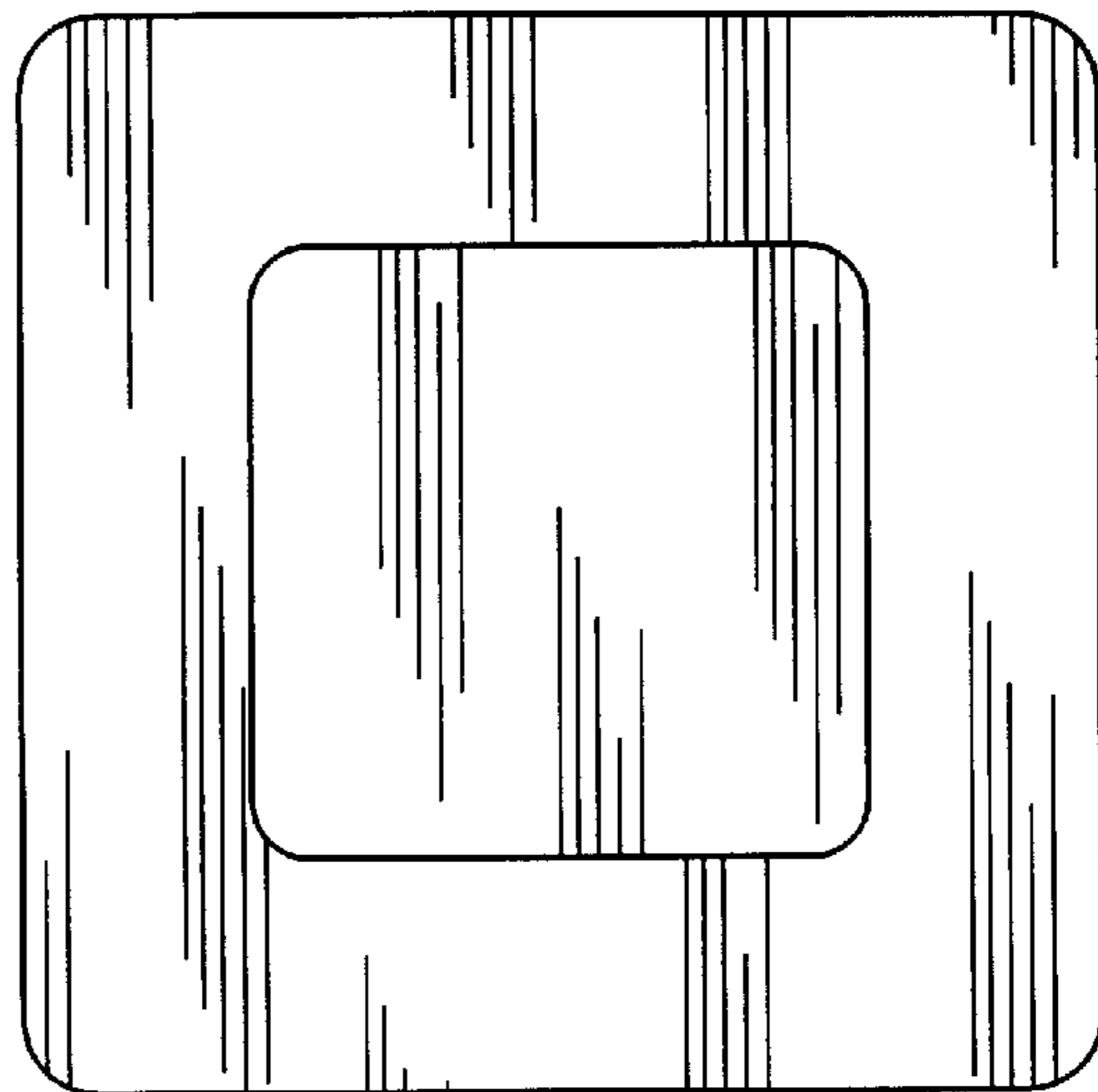


Figure 3




Figure 4