



US00D450632B1

(12) **United States Design Patent**  
**Morgan**

(10) **Patent No.:** **US D450,632 S**

(45) **Date of Patent:** **\*\* Nov. 20, 2001**

(54) **PAIR OF SADDLEBAG COVERS**

(76) Inventor: **William F. Morgan**, 4136 W. Gail Dr.,  
Chandler, AZ (US) 85226

(\*\*) Term: **14 Years**

(21) Appl. No.: **29/130,253**

(22) Filed: **Sep. 29, 2000**

(51) **LOC (7) Cl.** ..... **12-11**

(52) **U.S. Cl.** ..... **D12/114**

(58) **Field of Search** ..... D12/110, 114,  
D12/126, 409, 410; 224/42.11, 42.31, 413,  
423, 430, 495, 429; 180/219; 280/288.4;  
D3/231, 321

(56) **References Cited**

**U.S. PATENT DOCUMENTS**

- D. 200,144 \* 1/1965 Marchello ..... D12/401
- D. 262,103 \* 12/1981 Beaubien et al. .... D12/410
- D. 401,056 \* 11/1999 Akutsu ..... D3/231
- D. 419,953 \* 2/2000 Davidson et al. .... D12/409

\* cited by examiner

*Primary Examiner*—Alan P. Douglas

*Assistant Examiner*—Linda Brooks

(74) *Attorney, Agent, or Firm*—Snell & Wilmer, L.L.P.

(57) **CLAIM**

The ornamental design for a pair of saddlebag covers, as shown and described.

**DESCRIPTION**

FIG. 1 illustrates a right side perspective view of my new design for a pair of saddlebag covers;

FIG. 2 illustrates an enlarged right side perspective view of my new design for a pair of saddlebag covers;

FIG. 3 illustrates a front view of FIG. 2;

FIG. 4 illustrates a rear view of FIG. 2;

FIG. 5 illustrates a medial view of the right saddlebag cover of the pair of saddlebag covers;

FIG. 6 illustrates a lateral view of the right saddlebag cover of the pair of saddlebag covers;

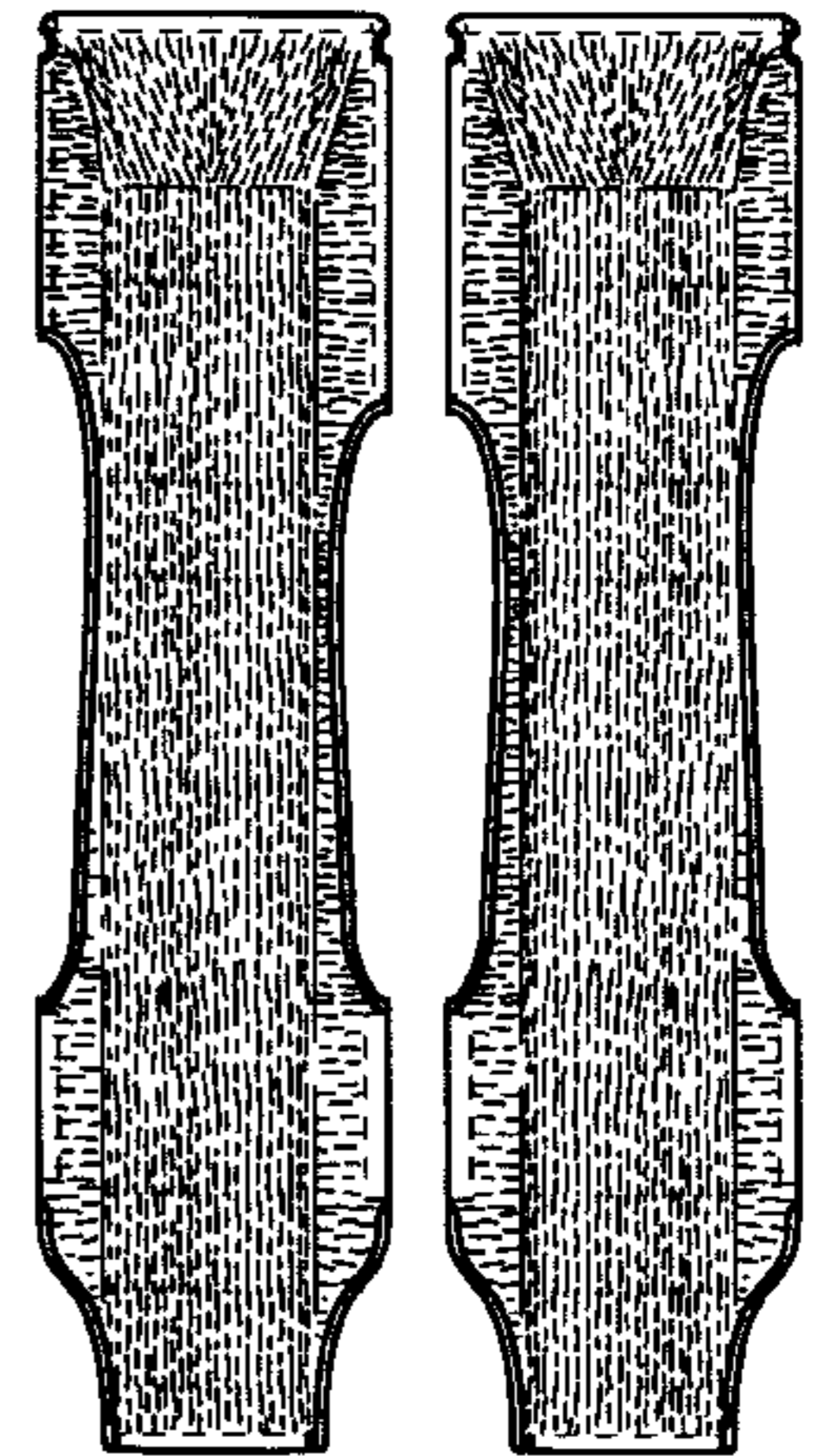

FIG. 7 illustrates a top plan view of FIG. 2; and,

FIG. 8 illustrates a bottom plan view of FIG. 2.

The side view of the left saddlebag cover is a mirror image of the right saddlebag cover.

The broken line showing of the side of a motorcycle in FIG. 1 and showing the side views of saddlebags in FIG. 2 is for illustrative purposes only and forms no part of the claimed design.

**1 Claim, 4 Drawing Sheets**



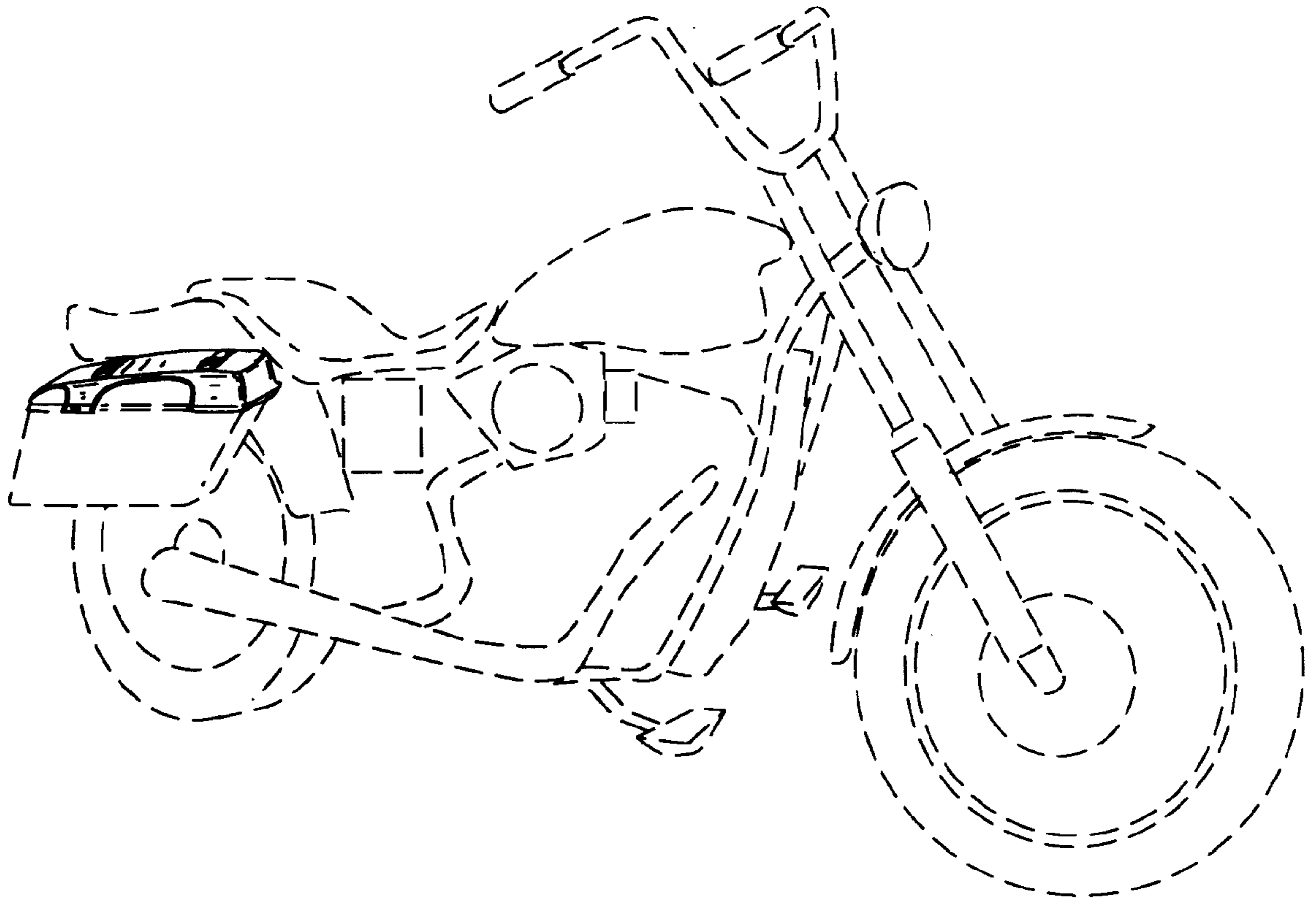


FIG.1

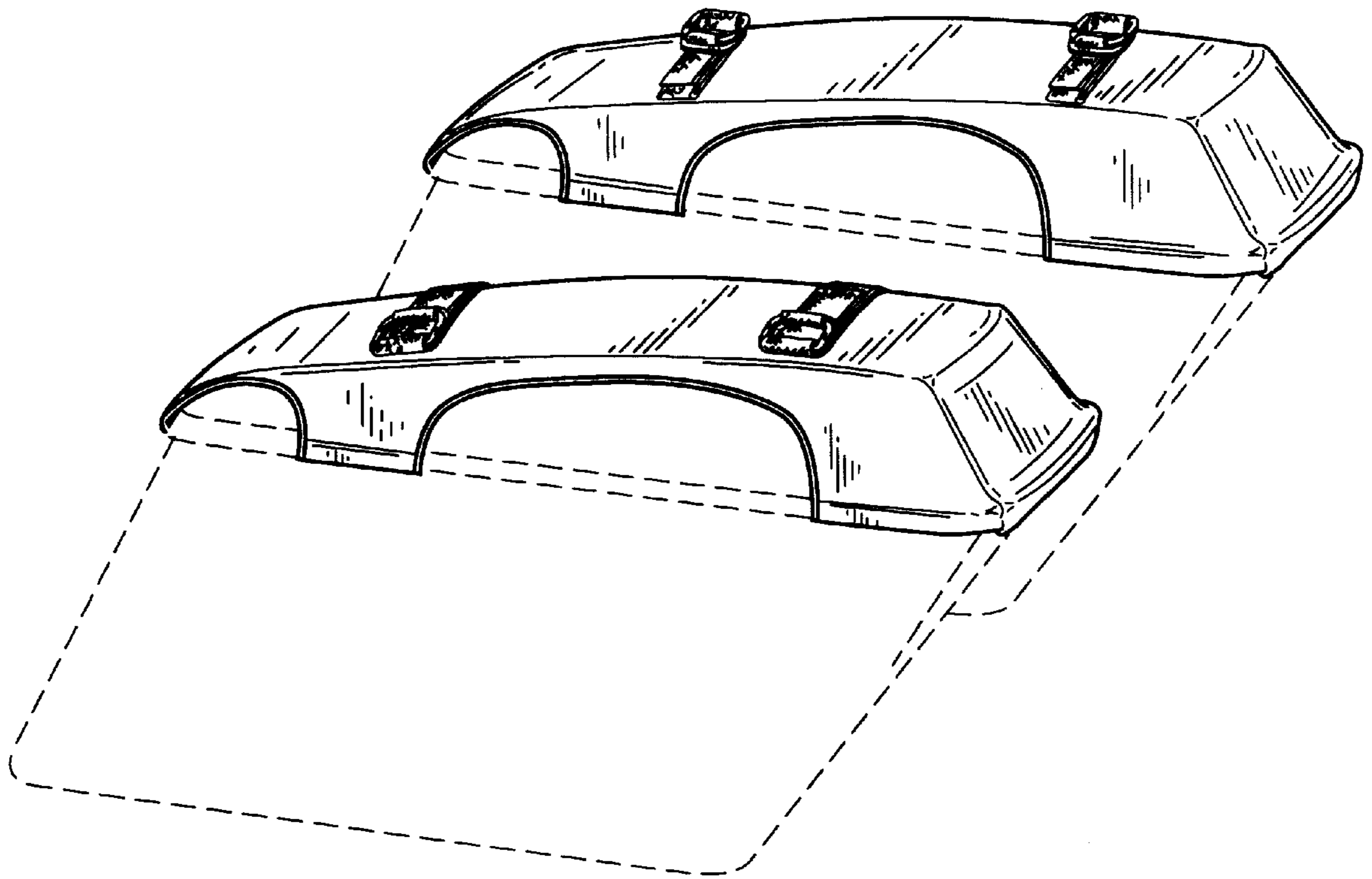


FIG.2




FIG.3




FIG.4




FIG.5



FIG.6

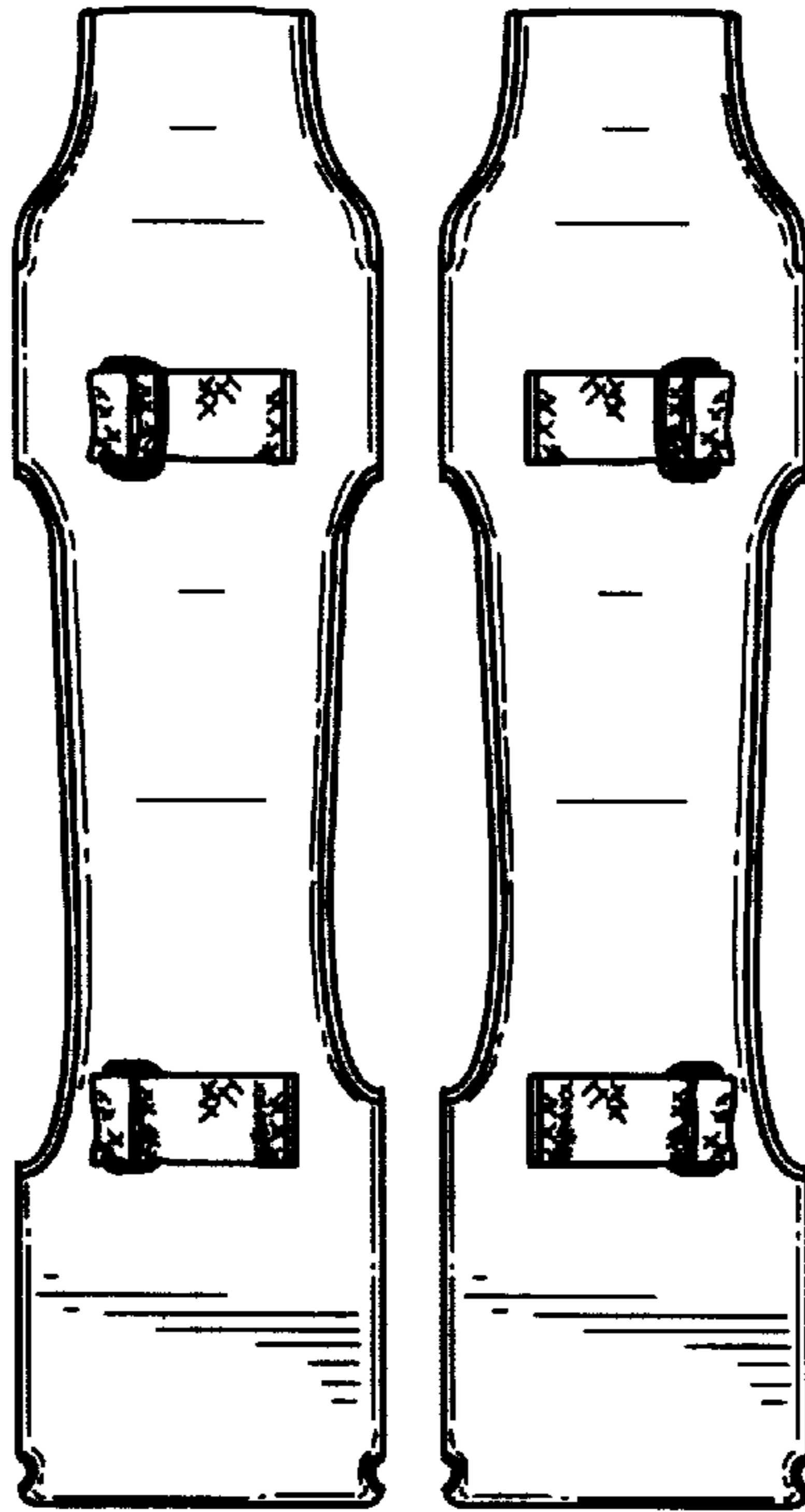


FIG.7

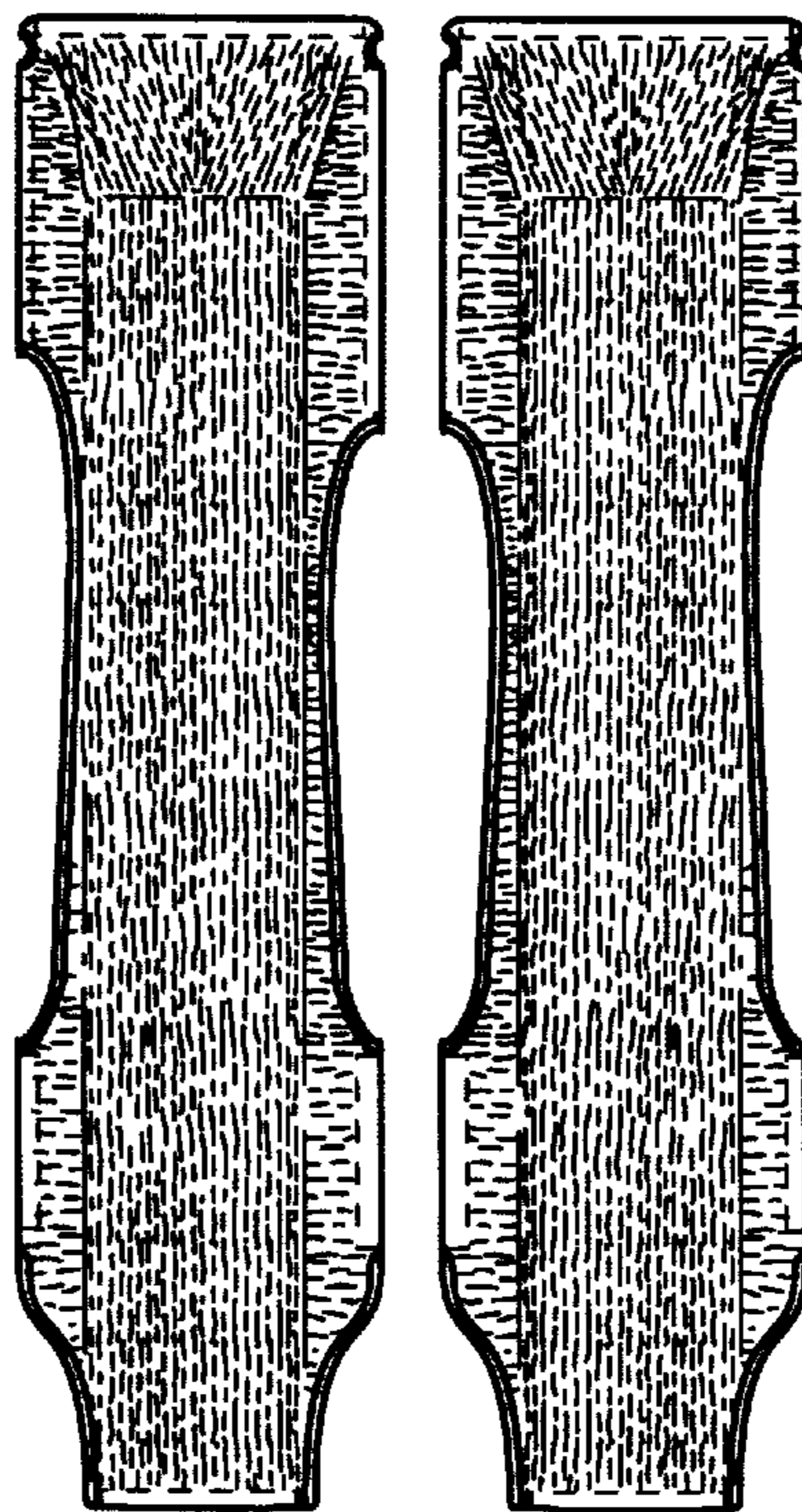


FIG.8