



US00D450631B1

(12) **United States Design Patent**  
**Ridley et al.**

(10) **Patent No.:** **US D450,631 S**

(45) **Date of Patent:** **\*\* Nov. 20, 2001**

(54) **TRICYCLE**

(75) Inventors: **Robert Ridley**, Ottawa; **Eric Jackson**,  
Edwards, both of (CA)

(73) Assignee: **Apax Vehicle Developments Inc.**,  
Ottawa (CA)

(\*\*) Term: **14 Years**

(21) Appl. No.: **29/137,409**

(22) Filed: **Feb. 20, 2001**

(51) **LOC (7) Cl.** ..... **12-11**

(52) **U.S. Cl.** ..... **D12/112**

(58) **Field of Search** ..... D12/111, 112;  
280/63, 260, 259, 261, 201, 269, 274, 281.1-288.3

(56) **References Cited**

**U.S. PATENT DOCUMENTS**

3,753,577 \* 8/1973 Robinson ..... 280/261

**FOREIGN PATENT DOCUMENTS**

2/550507 8/1983 (FR) ..... B25K/5/04

2/646379 4/1989 (FR) ..... B60G/25/00

2/616405 6/1987 (FR) ..... B62K/5/04

WO 97/27071 7/1997 (WO) ..... B60G/17/015

\* cited by examiner

*Primary Examiner*—Alan P. Douglas

*Assistant Examiner*—Linda Brooks

(74) *Attorney, Agent, or Firm*—Greer, Burns & Crain, Ltd.

(57) **CLAIM**

The ornamental design for a tricycle, as shown and described.

**DESCRIPTION**

FIG. 1 is a front perspective view of the present new design of a tricycle;

FIG. 2 is a left side elevational view of the tricycle of FIG. 1;

FIG. 3 is a right side elevational view of the tricycle of FIG. 1;

FIG. 4 is a front end view thereof;

FIG. 5 is a rear end view thereof;

FIG. 6 is a top view of the tricycle of FIG. 1;

FIG. 7 is a bottom view of the tricycle of FIG.1; and,

FIG. 8 is a rear perspective view of the present new design of a tricycle.

**1 Claim, 5 Drawing Sheets**







FIG. 1





FIG. 2



FIG. 3






FIG. 4




FIG. 5






FIG. 6




FIG. 7





FIG. 8