



US00D450623B1

(12) **United States Design Patent**
Baldwin

(10) **Patent No.:** **US D450,623 S**

(45) **Date of Patent:** **** Nov. 20, 2001**

(54) **MOSAIC DECORATION**

(75) **Inventor:** **Sara W. Baldwin**, Cheriton, VA (US)

(73) **Assignee:** **Sara Baldwin Design, Inc.**, Exmore, VA (US)

(**) **Term:** **14 Years**

(21) **Appl. No.:** **29/134,495**

(22) **Filed:** **Dec. 21, 2000**

(51) **LOC (7) Cl.** **11-02**

(52) **U.S. Cl.** **D11/131; D11/132; D11/135; D11/159**

(58) **Field of Search** **D11/131, 132, D11/135, 159; 428/59; 52/311.2**

(56) **References Cited**

U.S. PATENT DOCUMENTS

- D. 49,114 * 5/1916 Goldstein D11/159
- D. 165,203 * 11/1951 Wirklich D11/135 X
- D. 214,733 * 7/1969 Jones-Fenleigh D11/135
- D. 214,734 * 7/1969 Jones-Fenleigh D11/135

OTHER PUBLICATIONS

The Mosaic Tile Company, Mosaic Floor Tile Catalog 4; May 1927; Plate 2173; Mosaic Floor Centerpiece.*

The American Encaustic Tiling Co. Ltd.; Catalogue A Tile Floor Designs; 5/27; Plate 277 Border and Body Design.*

The Mosaic Tile Co. Mosaics Catalog NO. 108; Oct. 1942; p. 17; Mosaic Floor with Eagle Centerpiece.*

* cited by examiner

Primary Examiner—Dominic Simone

(74) *Attorney, Agent, or Firm*—Kaufman & Canoles

(57) **CLAIM**

The ornamental design for a mosaic decoration, as shown and described.

DESCRIPTION


FIG. 1 is a top plan view of a mosaic decoration;

FIG. 2 is a bottom plan view thereof;

FIG. 3 is a front elevation view thereof, the rear elevation view being a mirror image of FIG. 3; and,

FIG. 4 is a right side view thereof, the left side view being a mirror image of FIG. 4.

1 Claim, 3 Drawing Sheets



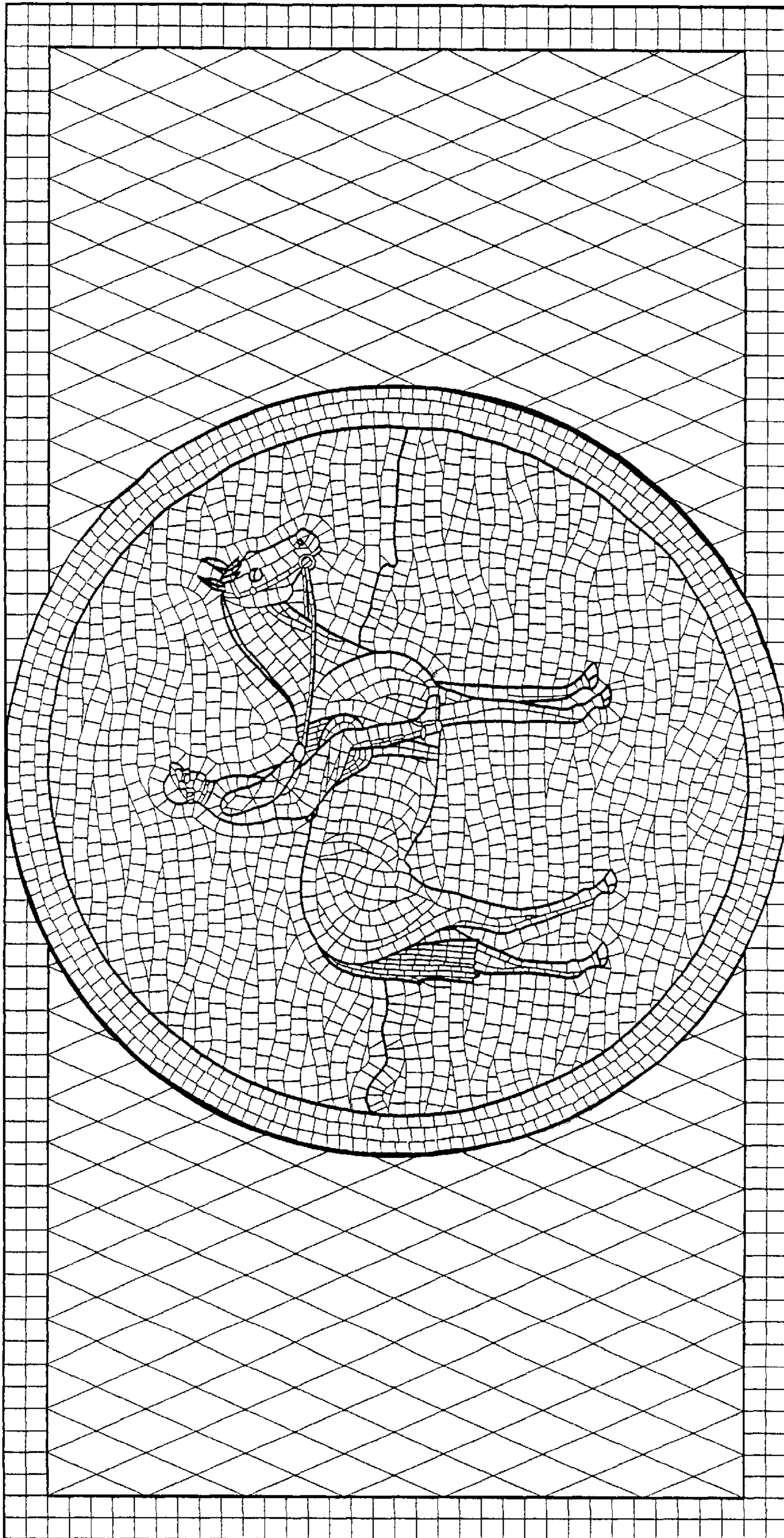


FIG. 1




FIG. 2

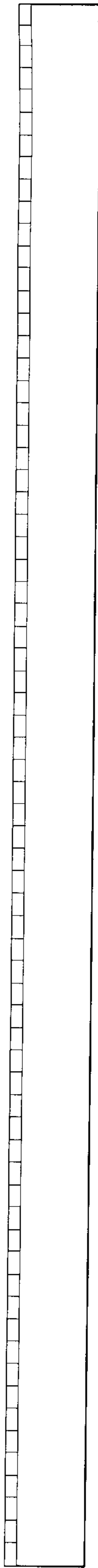


FIG. 3

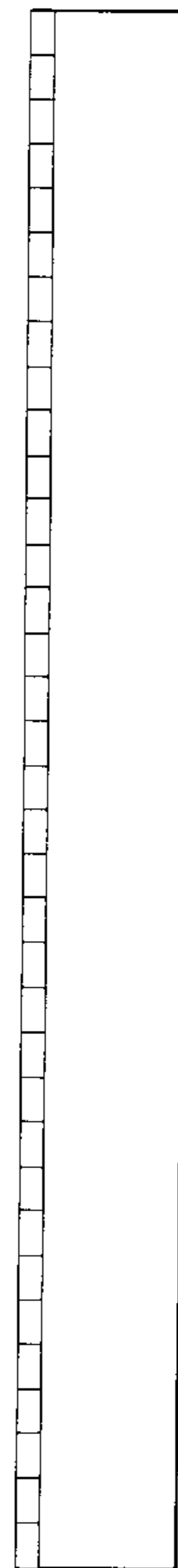


FIG. 4