



US00D450620B1

(12) **United States Design Patent**
Simpson

(10) **Patent No.:** **US D450,620 S**

(45) **Date of Patent:** **** Nov. 20, 2001**

(54) **CHRISTMAS TREE ORNAMENT PLATFORM**

(75) Inventor: **Fred B. Simpson**, 105 North Side Sq.,
Huntsville, AL (US) 35801

(73) Assignee: **Fred B. Simpson**, Huntsville, AL (US)

(**) Term: **14 Years**

(21) Appl. No.: **29/136,044**

(22) Filed: **Jan. 24, 2001**

(51) **LOC (7) Cl.** **11-05**

(52) **U.S. Cl.** **D11/130; D11/121**

(58) **Field of Search** **D11/117, 121,**
D11/130, 131; 428/7-11; D6/511, 574

(56) **References Cited**

U.S. PATENT DOCUMENTS

D. 200,204	*	2/1965	Pitzer	D11/121	X
D. 231,837	*	6/1974	Kors	D11/130	
D. 231,838	*	6/1974	Kors	D11/130	
D. 256,963		9/1980	Harrington	.		
D. 287,564		1/1987	McCully	.		
D. 303,333		9/1989	Fayerman et al.	.		
D. 362,205	*	9/1995	Eichhorn et al.	D11/130	
D. 372,990		8/1996	Sweeney	.		

D. 382,906		8/1997	Bach et al.	.		
D. 396,309		7/1998	Churchville et al.	.		
D. 398,516	*	9/1998	Brown et al.	D11/130	X
D. 409,111	*	5/1999	Osadacz	D11/125	
D. 444,411	*	7/2001	Glaubitz	D11/130	X
D. 444,731	*	7/2001	Truisi	D11/131	
3,123,514	*	3/1964	Molinaro	428/11	

* cited by examiner

Primary Examiner—Dominic Simone

(74) *Attorney, Agent, or Firm*—Lanier Ford Shaver &
Payne; Gerald M. Walsh; Frank M. Caprio

(57) **CLAIM**

I claim the ornamental design for Christmas tree ornament platform, as shown and described.

DESCRIPTION

FIG. 1 is a front, top, left perspective view of a Christmas tree ornament platform showing my design.

FIG. 2 is a front elevational view thereof.

FIG. 3 is a right side elevational view thereof.

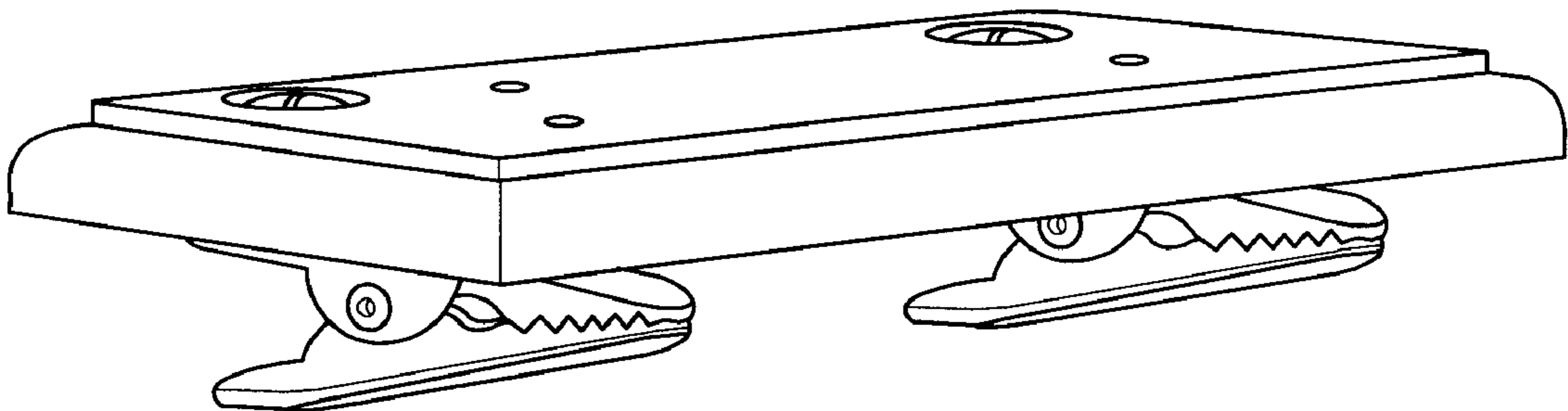
FIG. 4 is a left side elevational view thereof.

FIG. 5 is a rear elevational view thereof.

FIG. 6 is a top plan view thereof; and,

FIG. 7 is a bottom plan view thereof.

1 Claim, 3 Drawing Sheets



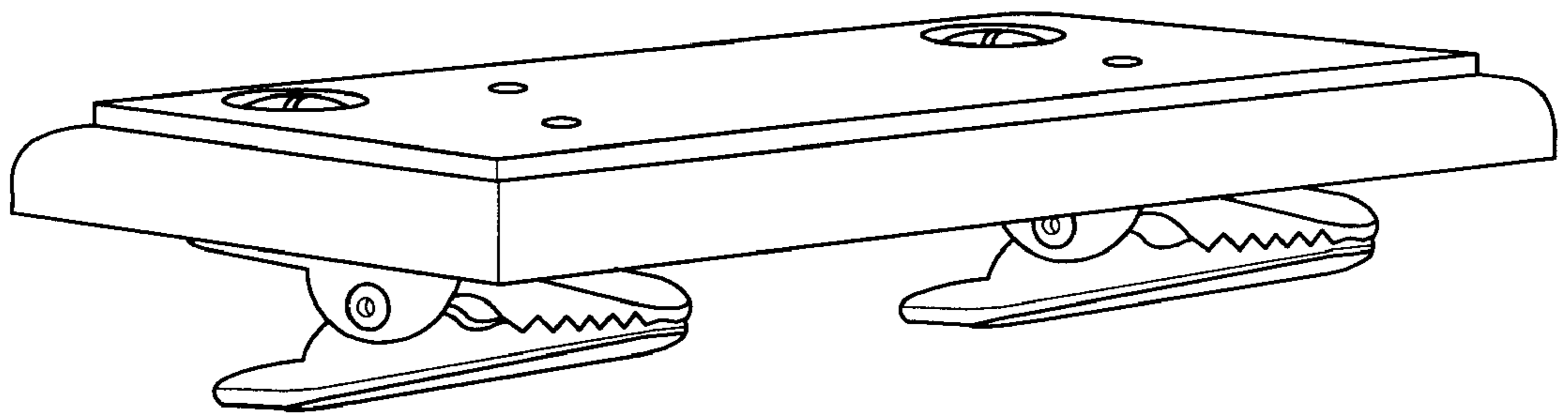


Fig. 1




Fig. 2

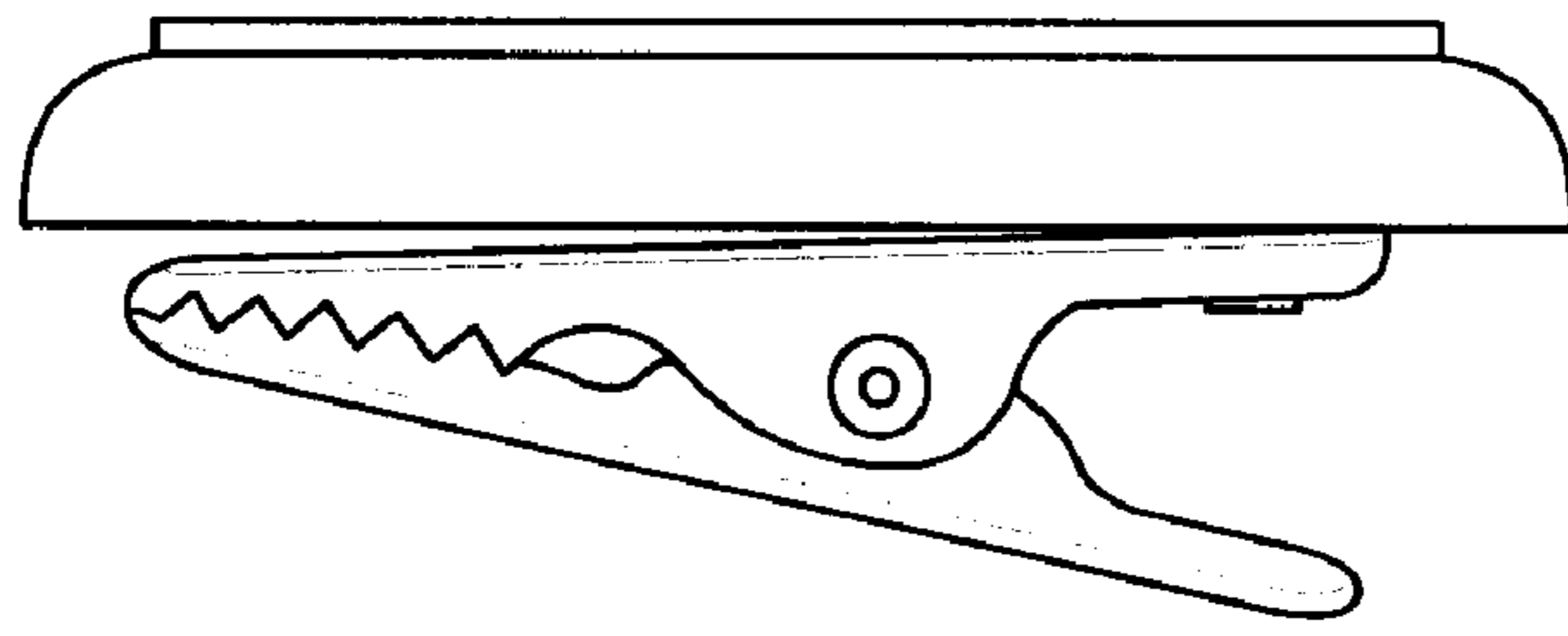


Fig. 3

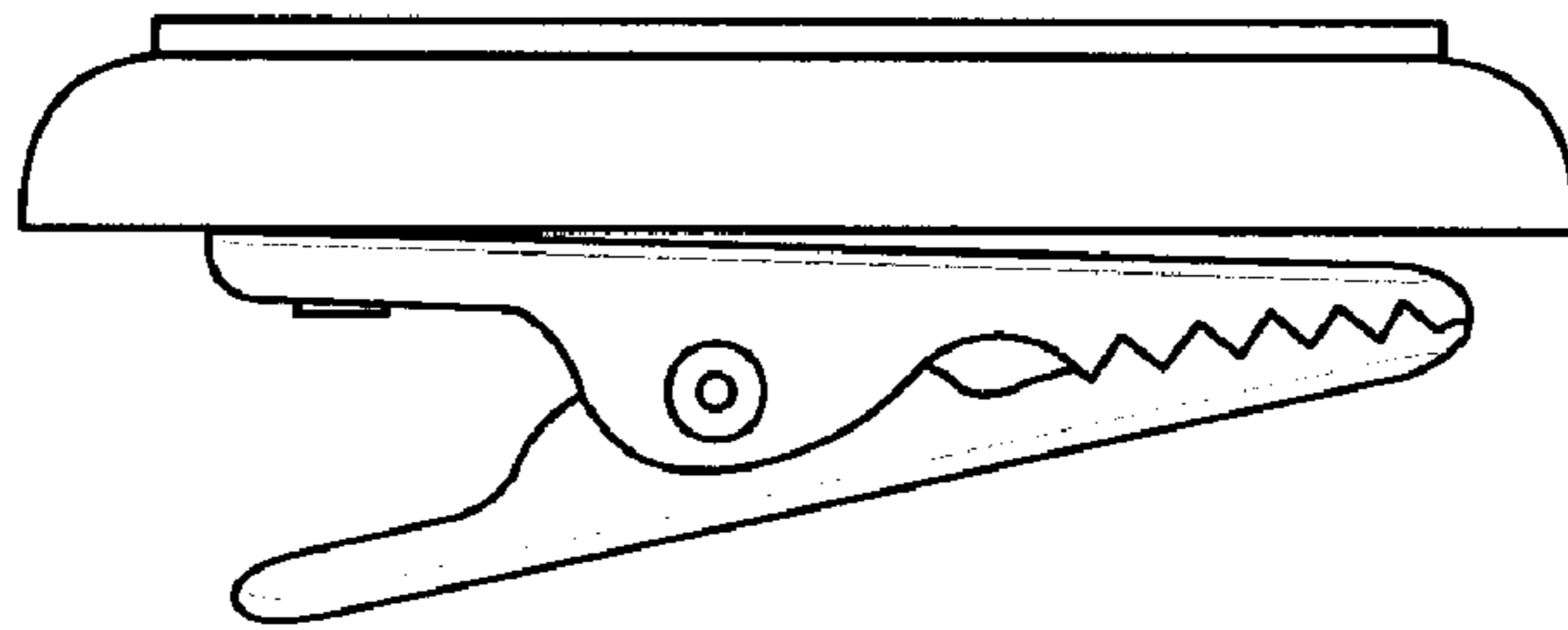


Fig. 4

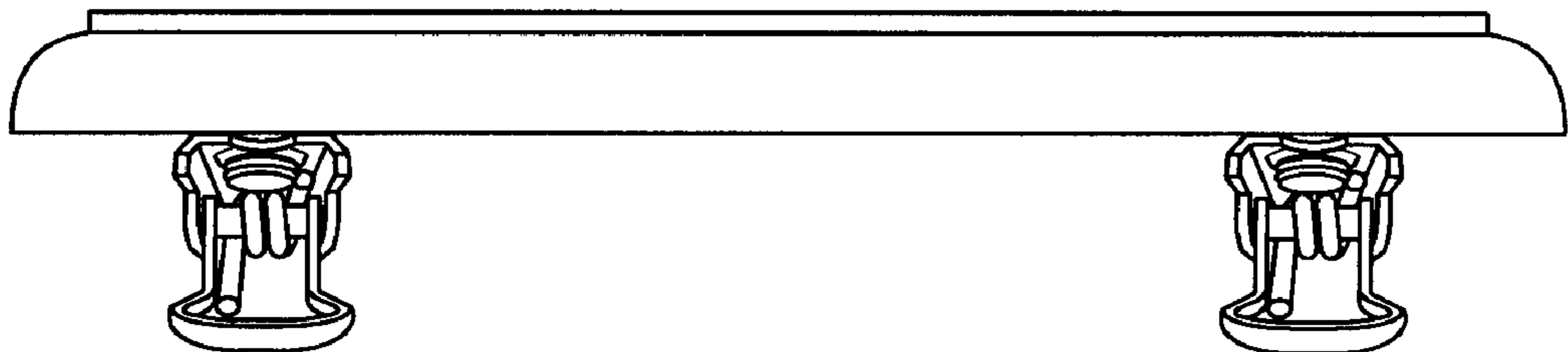


Fig. 5

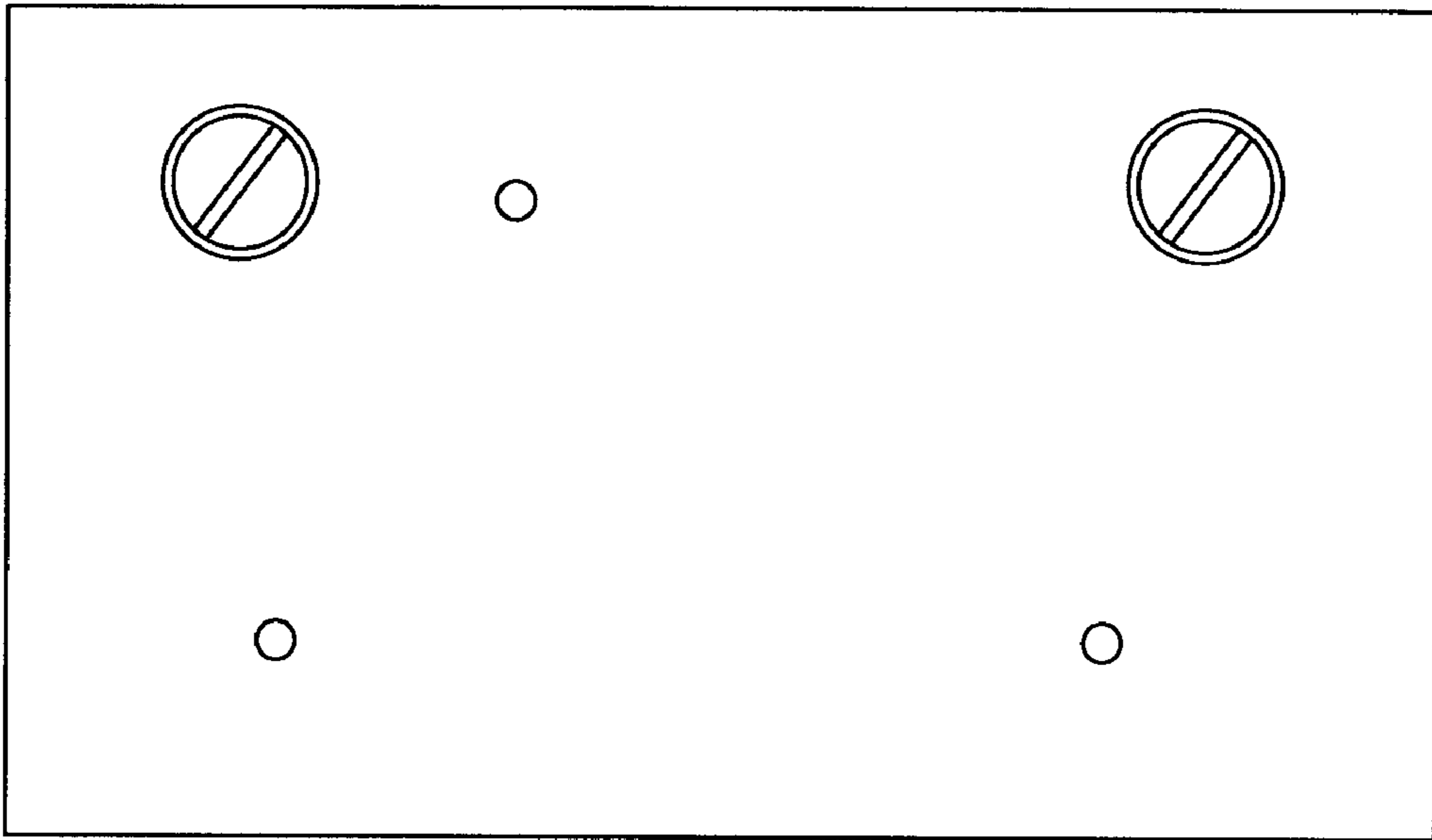


Fig. 6

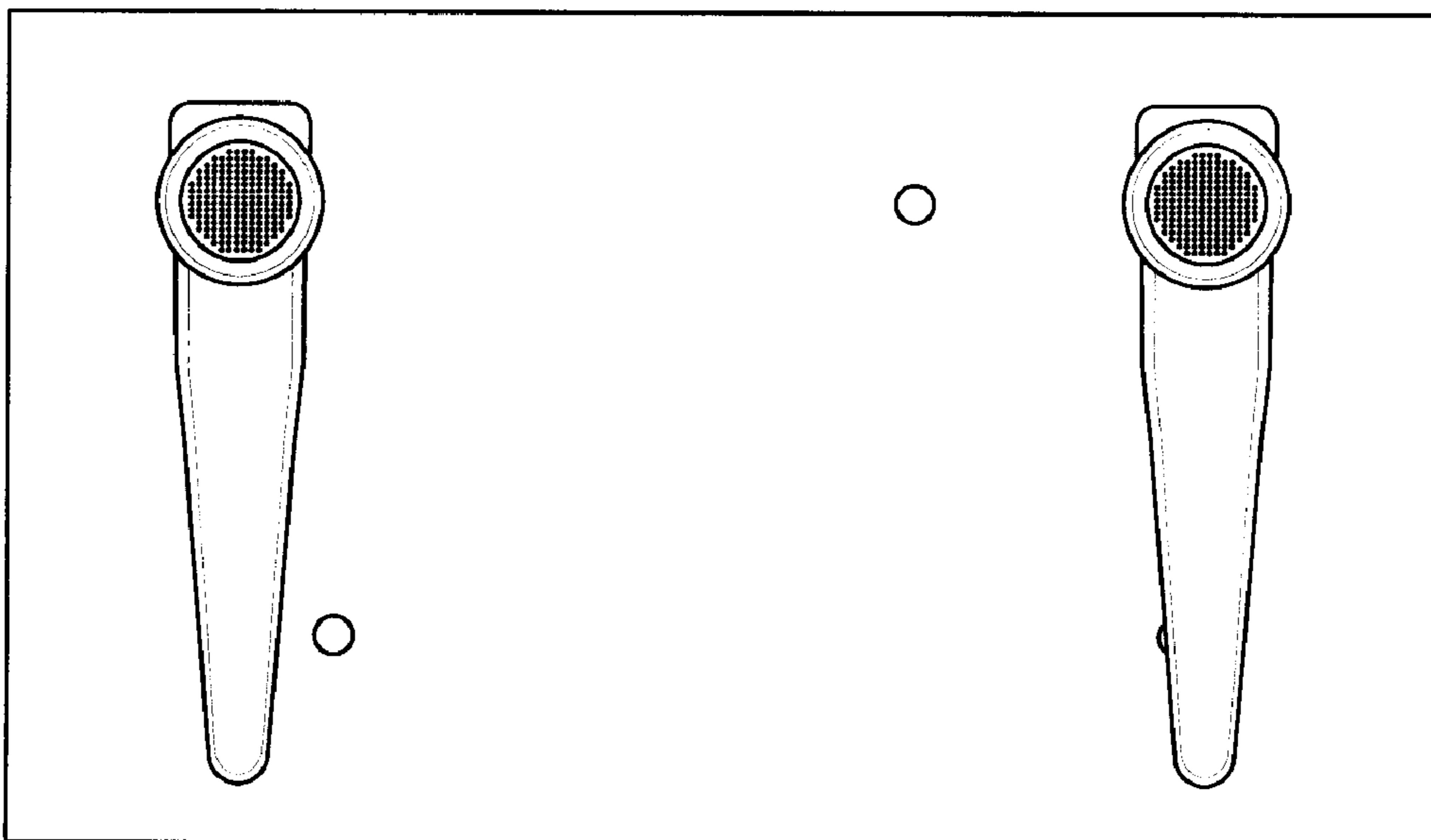


Fig. 7