



US00D450619B1

(12) **United States Design Patent**  
**Ambar**

(10) **Patent No.:** **US D450,619 S**

(45) **Date of Patent:** **\*\* Nov. 20, 2001**

(54) **JEWELRY DESIGN**

(76) **Inventor:** **Betzalel Ambar**, 15824 Woodvale Rd.,  
Encino, CA (US) 91436

(\*\*) **Term:** **14 Years**

(21) **Appl. No.:** **29/131,778**

(22) **Filed:** **Oct. 30, 2000**

(51) **LOC (7) Cl.** ..... **11-01**

(52) **U.S. Cl.** ..... **D11/96**

(58) **Field of Search** ..... D11/1, 2, 116,  
D11/61, 57, 95-97, 99, 115, 79, 81, 43,  
67-68, 107; D3/210, 211; 63/13, 14.1,  
18

(56) **References Cited**

**U.S. PATENT DOCUMENTS**

D. 271,673 \* 12/1983 Vick ..... D11/96

D. 416,513 \* 11/1999 Tavone ..... D11/96

\* cited by examiner

*Primary Examiner*—Ralf Seifert

(74) *Attorney, Agent, or Firm*—Howard C. Miskin; Gloria  
Tsui-Yip

(57) **CLAIM**

The ornamental design for a jewelry design, as shown and  
described.

**DESCRIPTION**

FIG. 1 is a front elevational view of my new jewelry design;

FIG. 2 is a rear elevation view thereof;

FIG. 3 is a left side view thereof; the right side view being  
a mirror image thereof;

FIG. 4 is a top plan view thereof; and,

FIG. 5 is a bottom plan view thereof.

The broken line showing of a loop in FIG. 1 is for illustrative  
purposes only and forms no part of the claimed design.

**1 Claim, 4 Drawing Sheets**





FIG. 1




FIG. 2

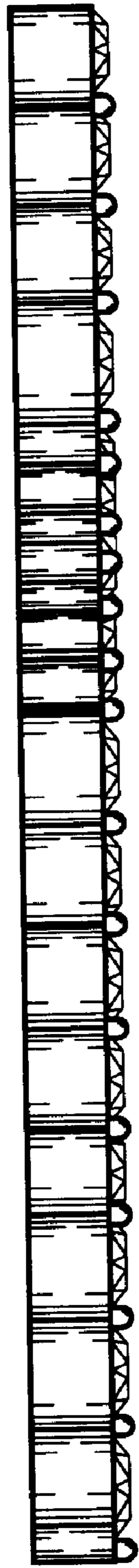


FIG. 3

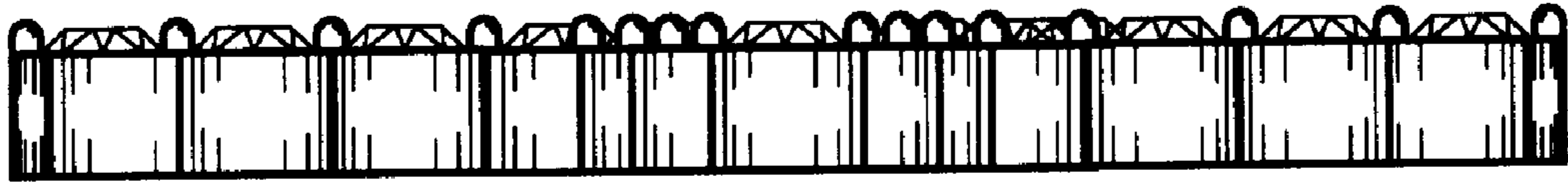


FIG. 4



FIG. 5