



US00D450603B1

(12) **United States Design Patent**
Rantala

(10) **Patent No.:** **US D450,603 S**

(45) **Date of Patent:** **** Nov. 20, 2001**

(54) **DISPLAY UNIT**

(75) Inventor: **Helena Rantala**, Oulu (FI)

(73) Assignee: **Polar Electro Oy**, Kempele (FI)

(**) Term: **14 Years**

(21) Appl. No.: **29/120,353**

(22) Filed: **Mar. 17, 2000**

(51) **LOC (7) Cl.** **10-02**

(52) **U.S. Cl.** **D10/38**

(58) **Field of Search** D10/1-40, 122-132;
368/280-282, 276-277, 28-30, 285, 239-242,
82-84, 41-44

(56) **References Cited**

U.S. PATENT DOCUMENTS

- D. 254,964 5/1980 Hofman .
- D. 344,468 2/1994 Kaneko .
- D. 355,858 * 2/1995 Sugita D10/31
- D. 360,835 * 8/1995 Sayama D10/38
- D. 361,280 * 8/1995 Hanagata D10/31
- D. 362,946 10/1995 Polenberg .
- D. 365,532 12/1995 Crow et al. .
- D. 387,292 * 12/1997 Yamamoto D10/38
- D. 394,391 5/1998 Bruce et al. .
- D. 394,392 5/1998 Bruce et al. .
- D. 394,394 5/1998 Bruce et al. .
- D. 394,395 5/1998 Bruce et al. .
- D. 397,952 9/1998 Bruce et al. .
- D. 398,246 9/1998 Bruce et al. .
- D. 399,433 10/1998 Bruce et al. .
- D. 404,320 1/1999 Chodat .
- D. 404,328 1/1999 Brunner et al. .
- D. 407,340 3/1999 Moriai .
- D. 407,990 4/1999 Akagi .
- D. 427,916 * 7/2000 Paredes et al. D10/30

- D. 429,468 * 8/2000 Nakai et al. D10/31
- 2,035,671 3/1936 Sauer, Jr. .
- 2,481,865 9/1949 Penfold .
- 2,513,782 7/1950 Berkeley .

OTHER PUBLICATIONS

Polar manufacturer's literature concerning various products—"Exercise Smarter . . . Not Harder"; Place of Publication: United States; Copyright: 1998.

Information regarding Nike Triax Watches including photocopy of Nike Triax 42, and information obtained at www.nike.com; Product available in the United States prior to May 5, 1999.

Polar Product Catalog '98. Place of Publication: United States; Date of Publication: Unknown.

* cited by examiner

Primary Examiner—Nelson C. Noltje

(74) *Attorney, Agent, or Firm*—Hoffmann & Baron, LLP

(57) **CLAIM**

The ornamental design of a display unit, as shown and described.

DESCRIPTION

FIG. 1 is a top perspective view of a display unit showing my new design;

FIG. 2 is a top view thereof;

FIG. 3 is a right side view thereof;

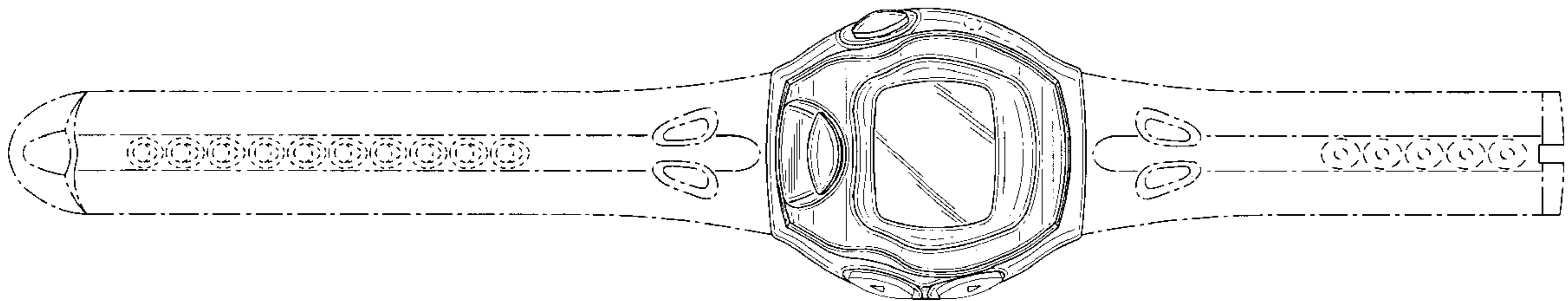
FIG. 4 is a left side view thereof;

FIG. 5 is a front view thereof; and,

FIG. 6 is a back view thereof.

The bottom which is not shown in the drawings forms no part of the claimed design. The subject matter shown in broken lines also forms no part of the claimed design.

1 Claim, 3 Drawing Sheets



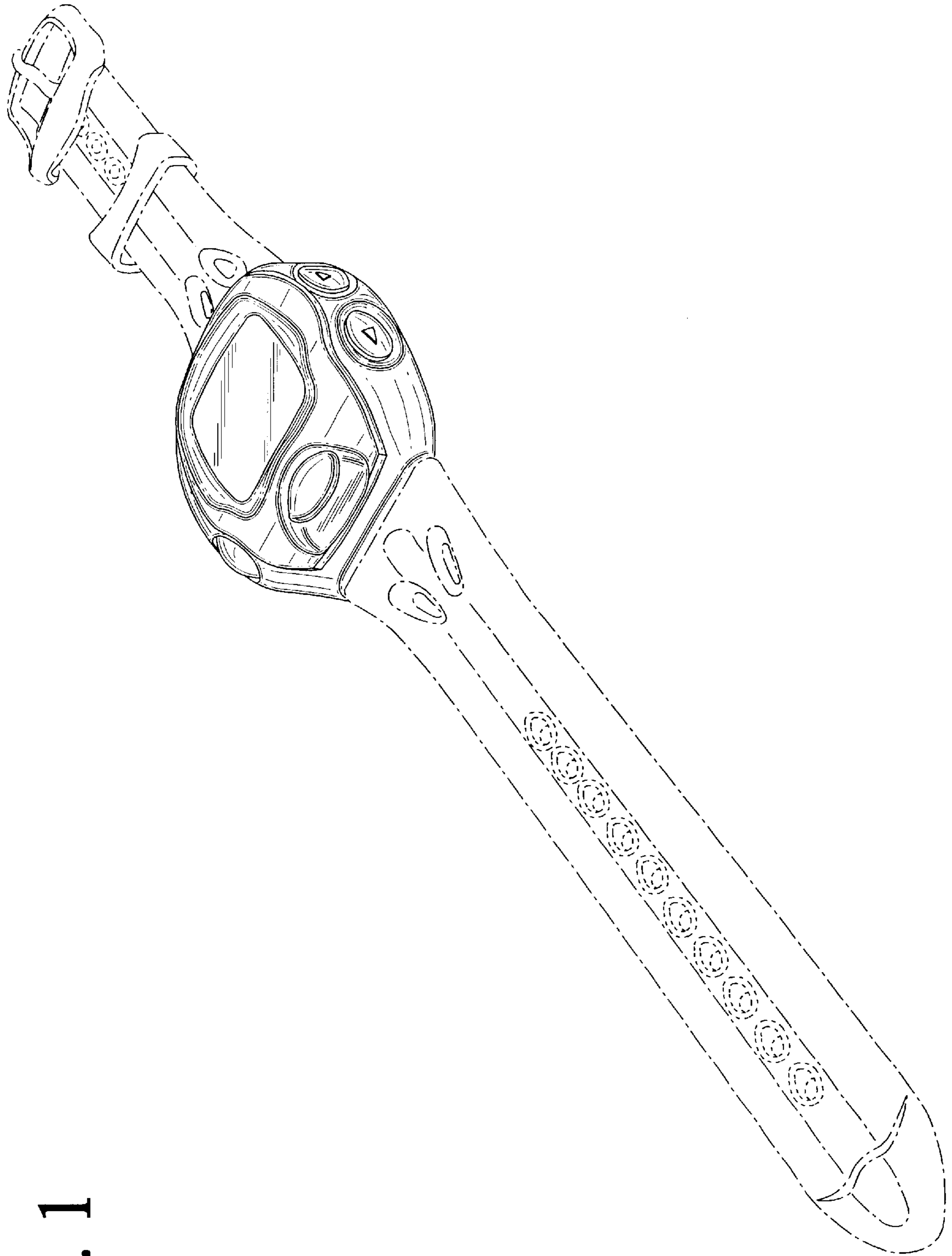


FIG. 1

FIG. 2

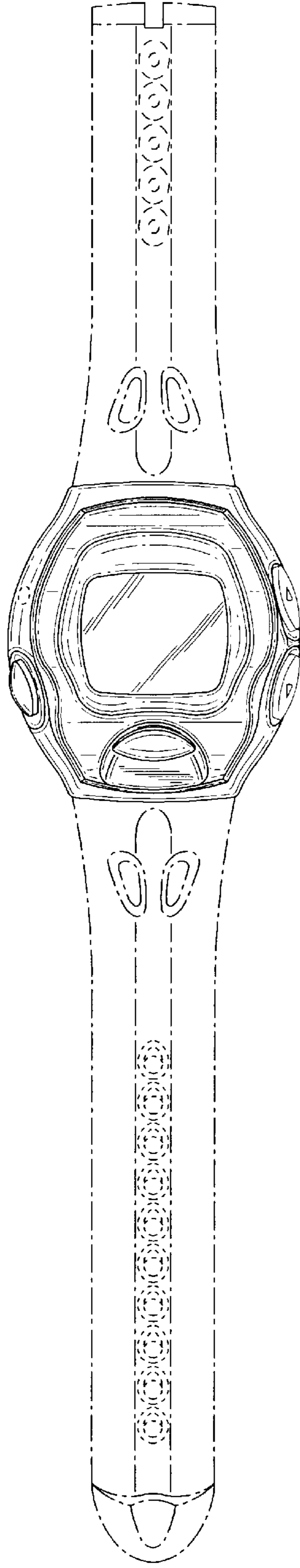


FIG. 3

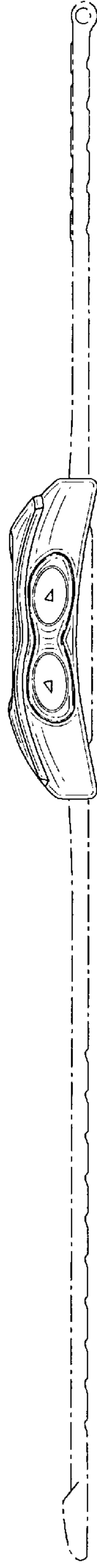


FIG. 4

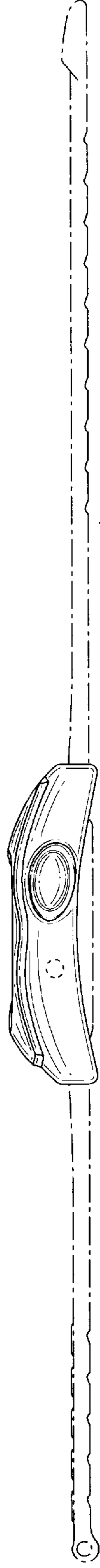


FIG. 5

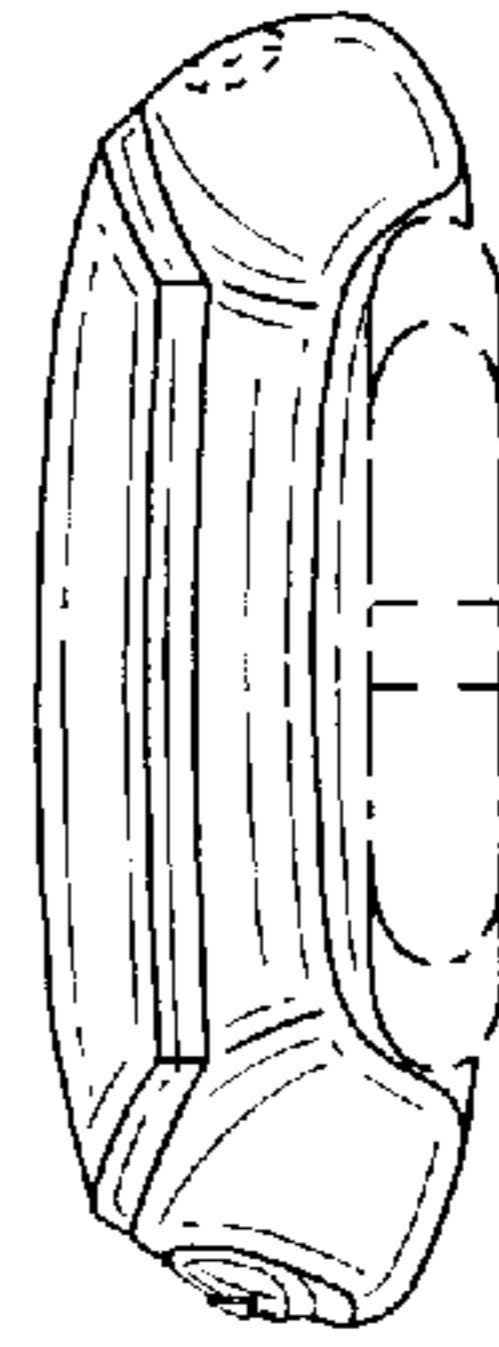


FIG. 6

