



US00D450602B1

(12) **United States Design Patent**
Strasser

(10) **Patent No.:** **US D450,602 S**

(45) **Date of Patent:** **** Nov. 20, 2001**

(54) **WATCH CASE AND BRACELET (POLY WATCH)**

(75) **Inventor:** **Florian Strasser**, Mainisberg (CH)

(73) **Assignee:** **Movado Watch Company S.A.**,
Grenchen (CH)

(**) **Term:** **14 Years**

(21) **Appl. No.:** **29/138,873**

(22) **Filed:** **Mar. 21, 2001**

Related U.S. Application Data

(63) Continuation-in-part of application No. 29/122,706, filed on May 1, 2000, now Pat. No. Des. 439,540.

(51) **LOC (7) Cl.** **10-02**

(52) **U.S. Cl.** **D10/32**

(58) **Field of Search** D10/1-39, 122-132;
368/276-277, 285, 281-282; D11/3-25;
63/1-11

(56) **References Cited**

U.S. PATENT DOCUMENTS

- D. 406,773 * 3/1999 Gueit et al. D10/32
- D. 408,745 * 4/1999 Charriol D10/32
- D. 431,475 * 10/2000 Rabassa D10/32
- D. 439,540 * 3/2001 Strasser D10/125
- D. 441,668 * 5/2001 Dumas D10/39

OTHER PUBLICATIONS

Renatt Brodsky, *Bigger is Better* at Basel, DNR, Mar. 31, 2000.

* cited by examiner

Primary Examiner—Nelson C Holtje
(74) *Attorney, Agent, or Firm*—Lawrence E. Apolzon, Esq.;
Fross, Zelnick, Lehrman & Zissu, P.C.

(57) **CLAIM**

The ornamental design for a watch case and bracelet (poly watch), as shown and described.

DESCRIPTION

FIG. 1 is a front perspective view;

FIG. 2 is a top view;

FIG. 3 is a bottom view;

FIG. 4 is a front view;

FIG. 5 is a side view, the other side view by a mirror image;

FIG. 6 is a back view;

FIG. 7 is a front perspective view of the alternative embodiment;

FIG. 8 is a top view of the alternative embodiment;

FIG. 9 is a bottom view of the alternative embodiment;

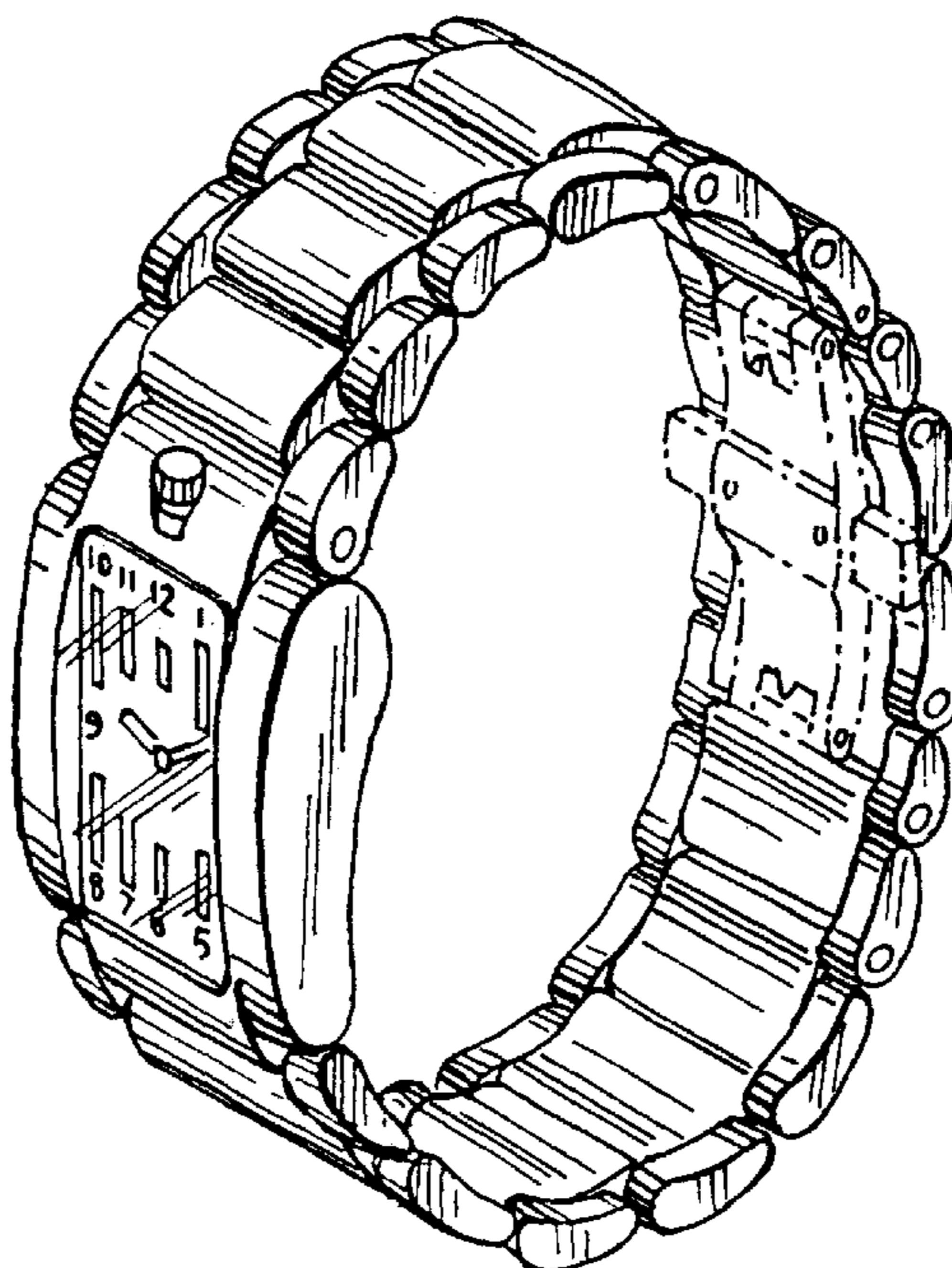
FIG. 10 is a front view of the alternative embodiment;

FIG. 11 is a side view of the alternative embodiment, the other side view by a mirror image; and,

FIG. 12 is a back view of the alternative embodiment.

The broken line showing of the inner clasp parts is for illustrative purposes only and forms no part of the claimed design.

1 Claim, 4 Drawing Sheets



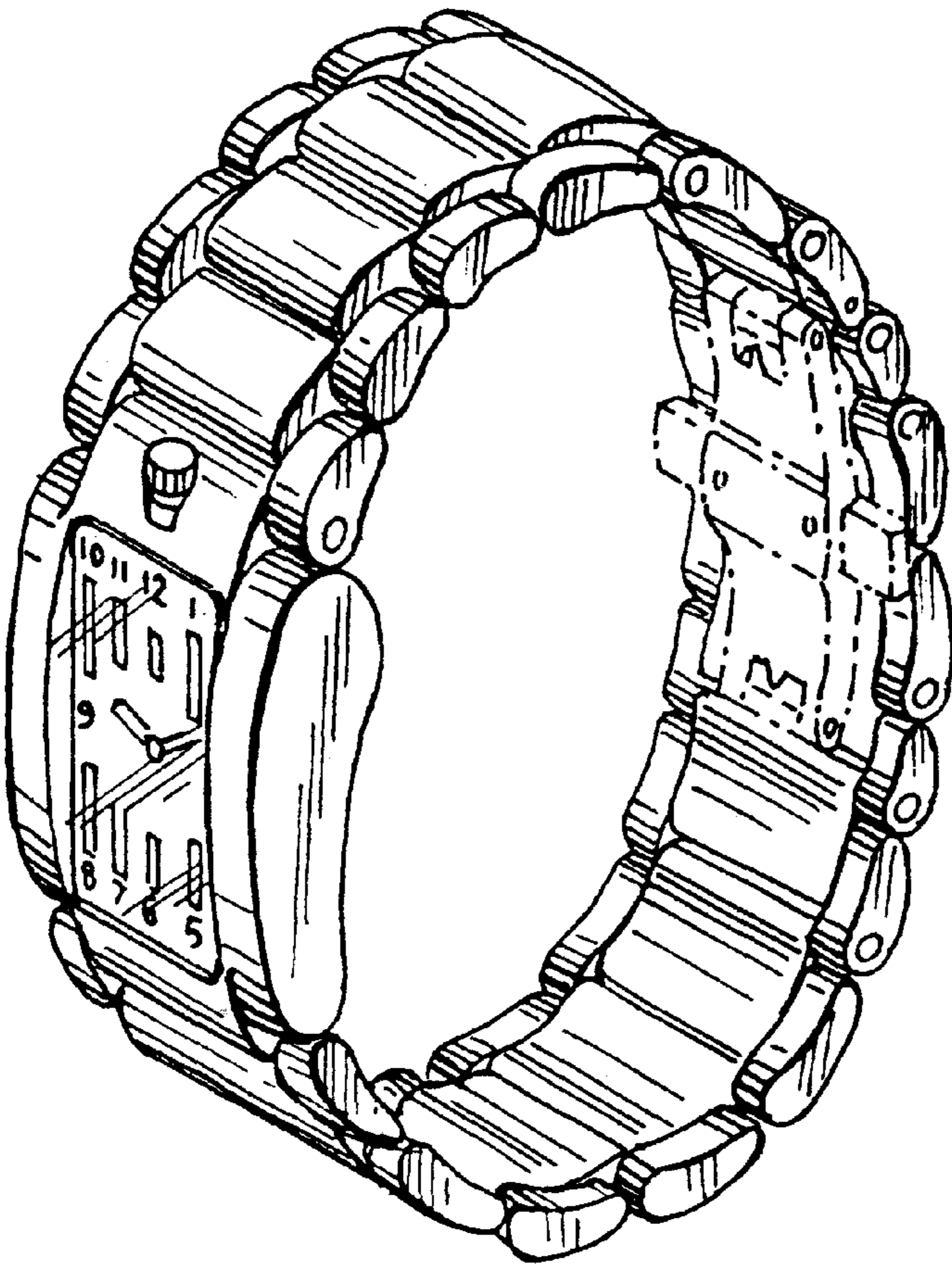


FIG. 1

FIG. 2




FIG. 3

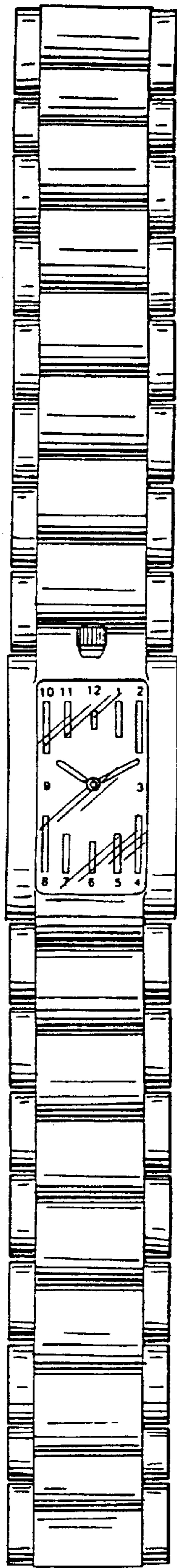


FIG. 4



FIG. 5

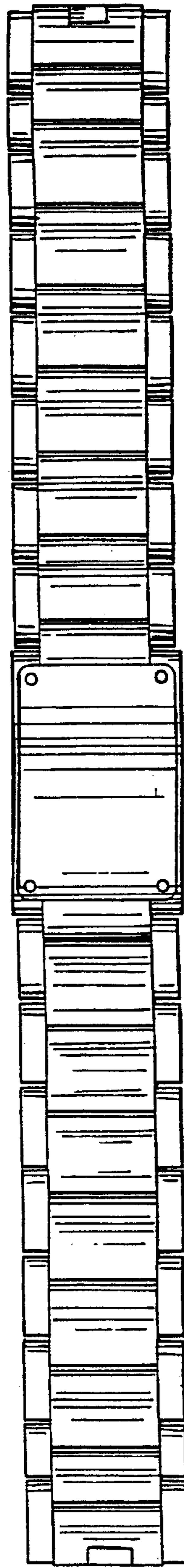


FIG. 6

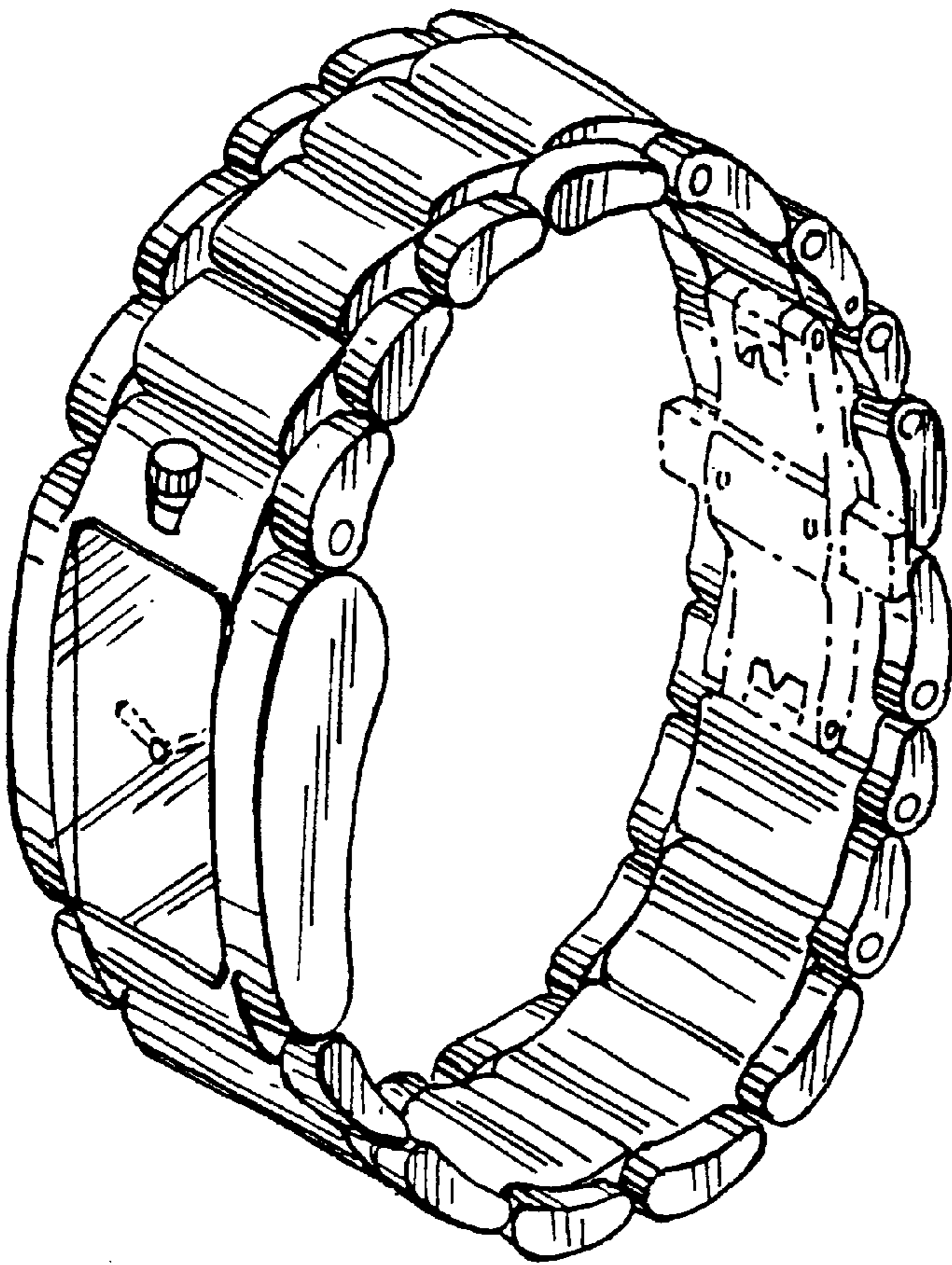


FIG. 7

FIG. 8




FIG. 9

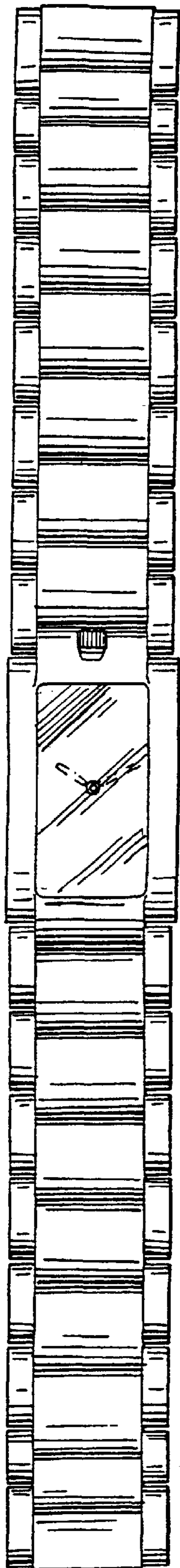


FIG. 10




FIG. 11

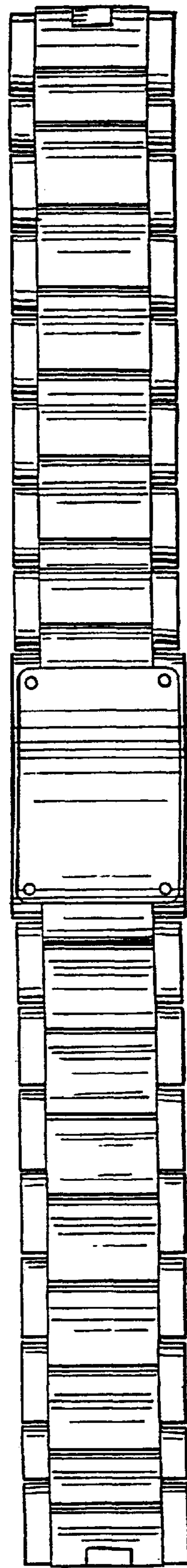


FIG. 12