



US00D450601B1

(12) **United States Design Patent**  
**Haquet**

(10) **Patent No.:** **US D450,601 S**

(45) **Date of Patent:** **\*\* Nov. 20, 2001**

(54) **WATCH**

(75) **Inventor:** **Pierre Haquet, Paris (FR)**

(73) **Assignee:** **Chaumet International S.A., Paris (FR)**

(\*\*) **Term:** **14 Years**

(21) **Appl. No.:** **29/129,766**

(22) **Filed:** **Sep. 21, 2000**

(30) **Foreign Application Priority Data**

Mar. 21, 2000 (XH) ..... DM/052028

(51) **LOC (7) Cl.** ..... **10-02**

(52) **U.S. Cl.** ..... **D10/32**

(58) **Field of Search** ..... D10/1-39, 122-132;  
368/276-277, 285, 281-282; D11/3-25;  
63/1.1, 3, 5, 11

(56) **References Cited**

**U.S. PATENT DOCUMENTS**

D. 244,671 \* 6/1977 Cozza ..... D10/38

D. 298,610 \* 11/1988 Young ..... D10/32  
D. 406,773 \* 3/1999 Gueit et al. .... D10/32  
D. 423,373 \* 4/2000 Wunderman ..... D10/32  
D. 431,475 \* 10/2000 Rabassa ..... D10/32  
D. 431,784 \* 10/2000 Vananty ..... D10/32

\* cited by examiner

*Primary Examiner*—Nelson C. Holtje

(74) *Attorney, Agent, or Firm*—Marguerite Del Valle

(57) **CLAIM**

I claim the ornamental design for the watch, as shown and described.

**DESCRIPTION**

FIG. 1 is a front perspective view of the new ornamental watch of the present invention.

FIG. 2 is a front plan view thereof.

FIG. 3 is a back view thereof.


FIG. 4 is a top view thereof.


FIG. 5 is a bottom view thereof.

FIG. 6 is a left side view thereof; and,


FIG. 7 is a right side view thereof.

**1 Claim, 2 Drawing Sheets**






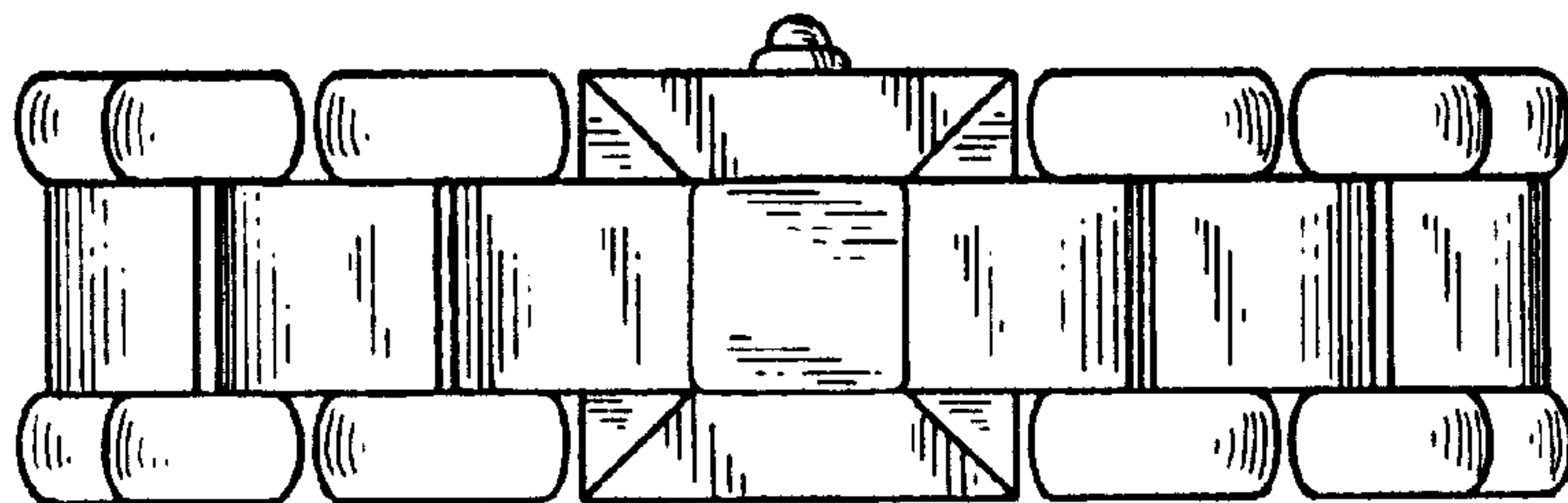
*FIG. 1*



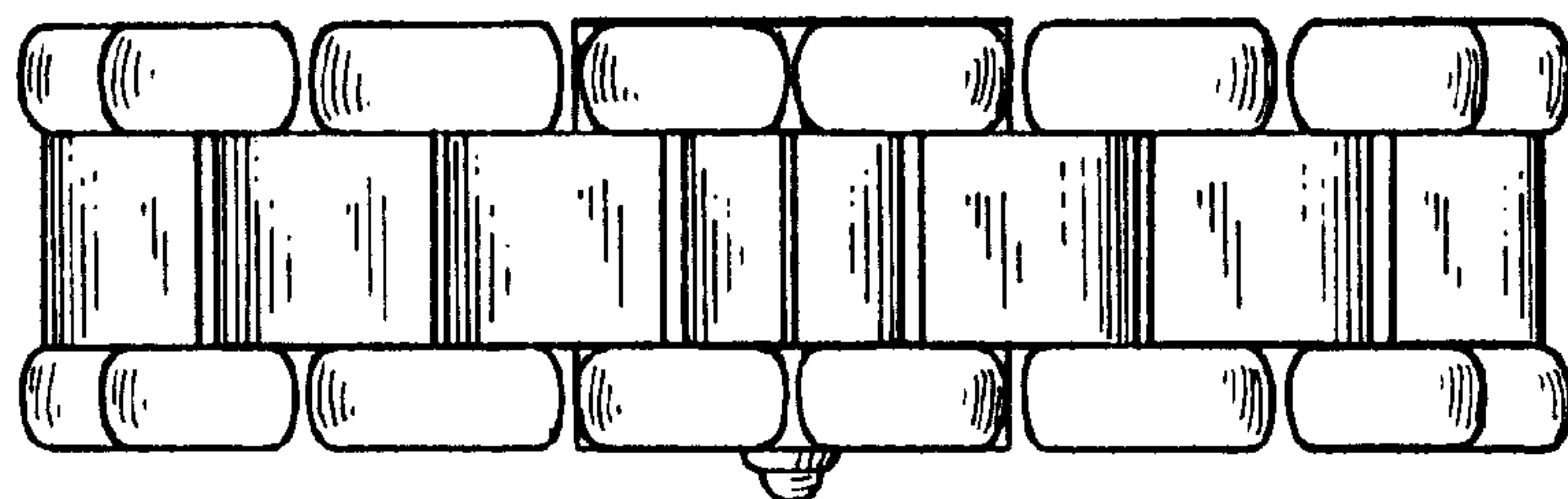
*FIG. 2*



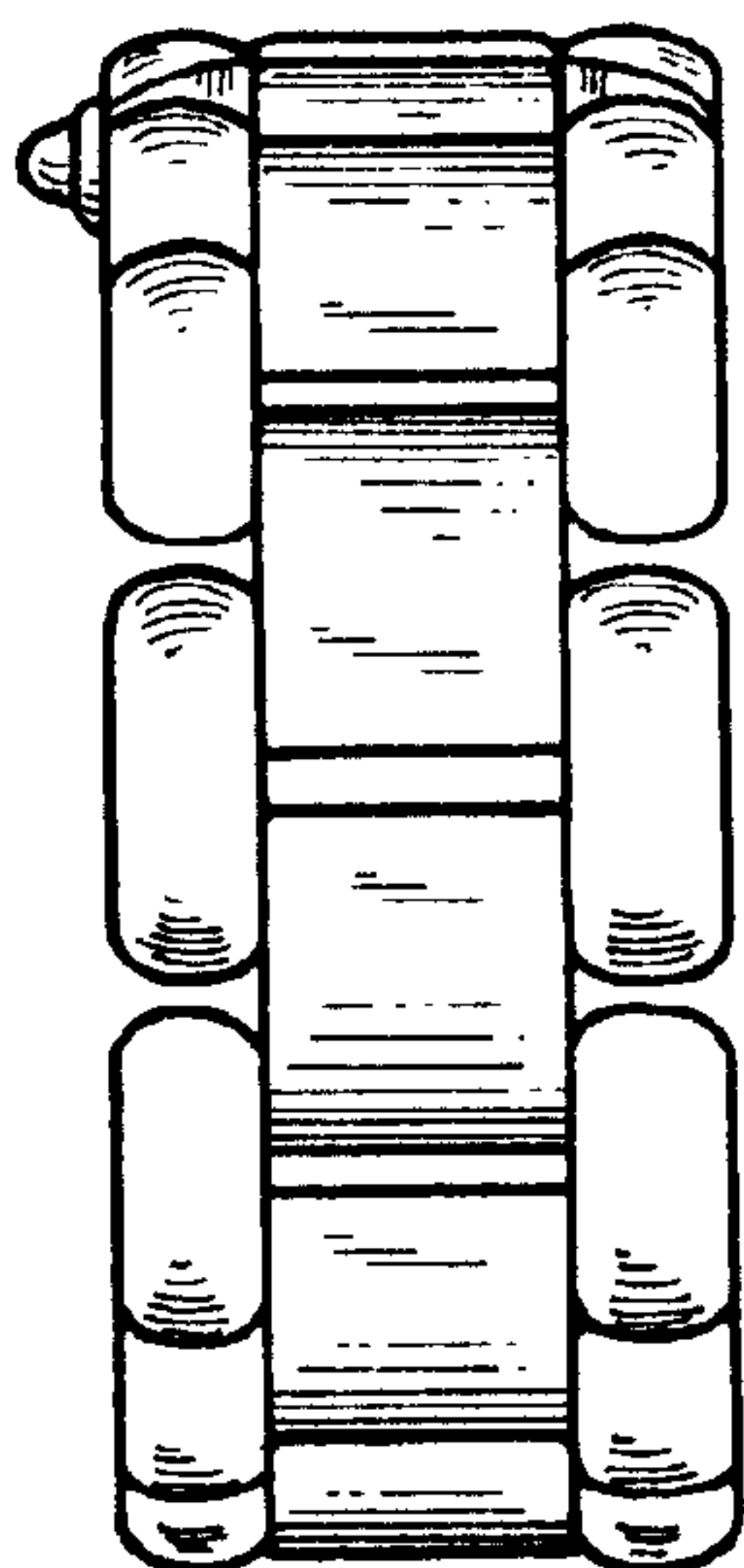
*FIG. 3*



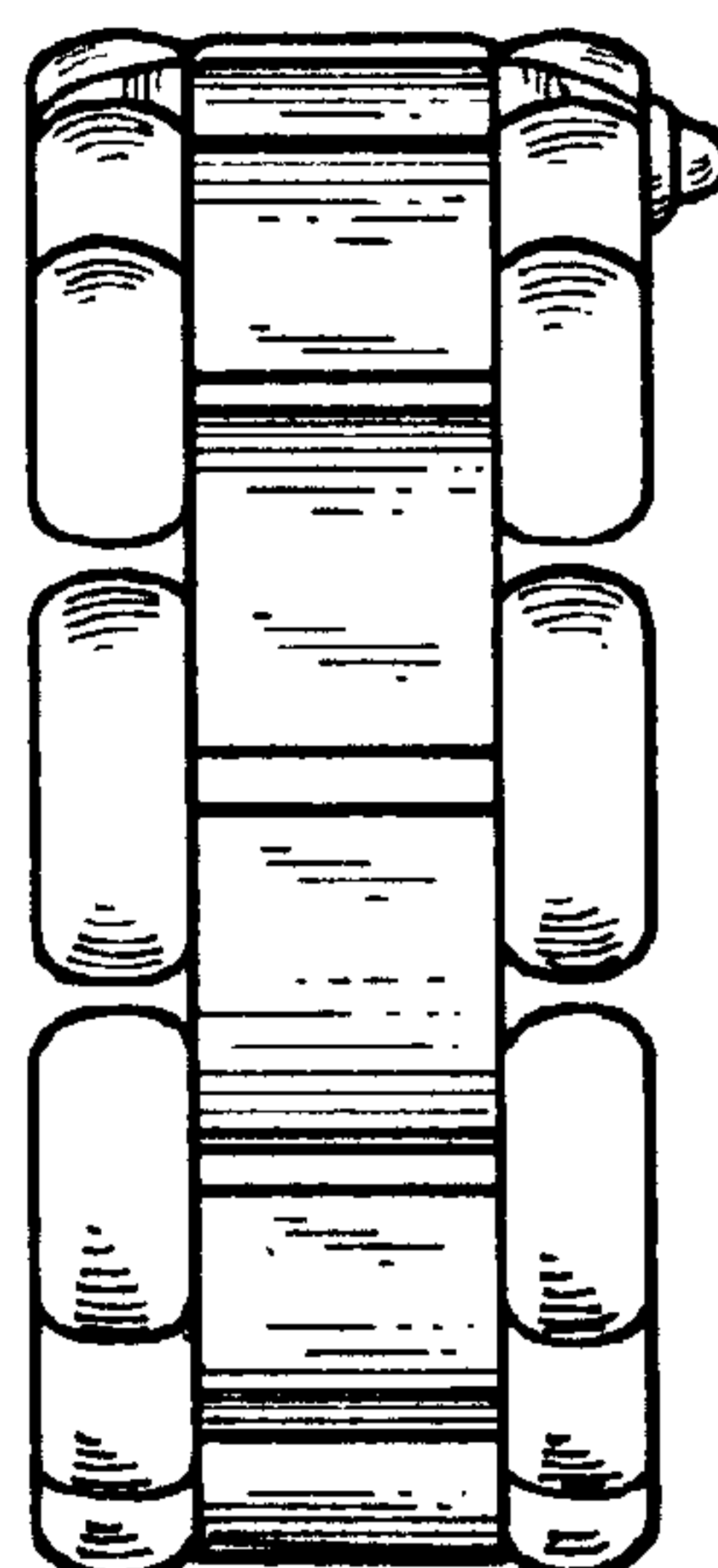
*FIG. 4*



*FIG. 5*



*FIG. 6*



*FIG. 7*