



US00D450596B1

(12) **United States Design Patent**  
**Adee et al.**

(10) **Patent No.:** **US D450,596 S**

(45) **Date of Patent:** **\*\* Nov. 20, 2001**

(54) **SQUEEZE BOTTLE FOR FOOD PRODUCTS**

(75) Inventors: **Patrick Adee**, Bloomington; **David George Maus**, Oakland, both of NJ (US)

(73) Assignee: **Reckitt Benckiser Inc.**, Wayne, NJ (US)

(\*\*) Term: **14 Years**

(21) Appl. No.: **29/143,523**

(22) Filed: **Jun. 15, 2001**

D. 263,282	3/1982	Jacobson .	
D. 283,306	4/1986	Davis .	
D. 290,933	7/1987	Maginnis, Jr. .	
D. 308,483	6/1990	Weckman .....	D9/542
D. 310,631	9/1990	Davis et al. .	
D. 310,964	10/1990	Weckman .	
D. 333,984	3/1993	Maginnis, Jr. ....	D9/569
D. 333,985	3/1993	Maginnis, Jr. ....	D9/569
D. 334,714	4/1993	Maginnis, Jr. ....	D9/569
D. 369,979	5/1996	Krampe et al. ....	D9/542
D. 375,900	11/1996	DeVore .....	D9/542
D. 384,892	10/1997	Tolentino .....	D9/542
D. 419,061	1/2000	Croft et al. ....	D9/542
D. 427,914	7/2000	Croft et al. ....	D9/542
4,387,816	6/1983	Weckman .....	215/381

**Related U.S. Application Data**

(62) Division of application No. 29/108,510, filed on Jul. 28, 1999.

(51) **LOC (7) Cl.** ..... **09-01**

(52) **U.S. Cl.** ..... **D9/563; D9/574**

(58) **Field of Search** ..... D9/516, 520, 523, D9/527, 529-530, 541-544, 545, 549-550, 563, 571-575; 215/382-384, 381, 396, 318; 220/669-675

(56) **References Cited**

**U.S. PATENT DOCUMENTS**

D. 37,956	4/1906	Hochstadter .....	D9/545
D. 113,141	1/1939	Jacobi .....	D9/550
D. 219,427	12/1970	Rieb .....	D9/563
D. 220,869	6/1971	Kretz .....	D9/542

*Primary Examiner*—Philip S. Hyder

*Assistant Examiner*—Carol Rademaker

(74) *Attorney, Agent, or Firm*—Fish & Richardson P.C.

(57) **CLAIM**

The ornamental design for a squeeze bottle for food products, as shown and described.

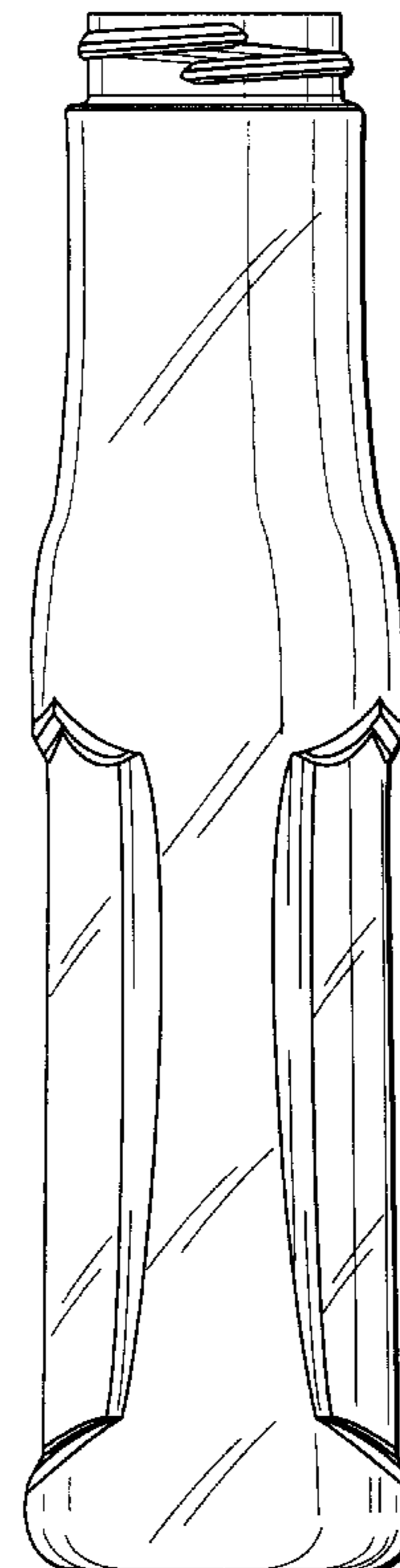
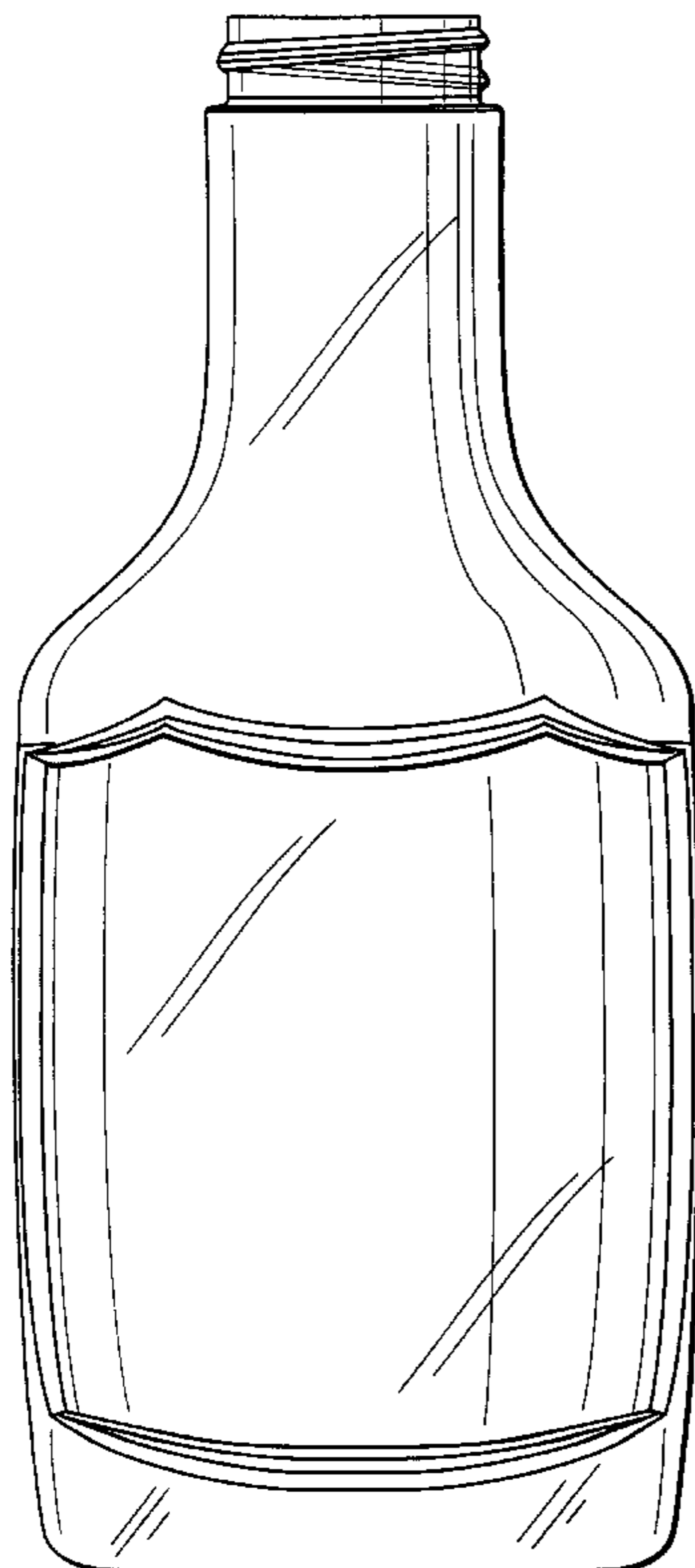
**DESCRIPTION**

FIG. 1 is a front elevational view showing our new design, the rear elevational view being substantially identical thereto, except for the screw threads;

FIG. 2 is a right side elevational view thereof, the left elevation being substantially identical thereto, except for the screw threads; and,

FIG. 3 is a top plan view thereof.

**1 Claim, 2 Drawing Sheets**






FIG. 1

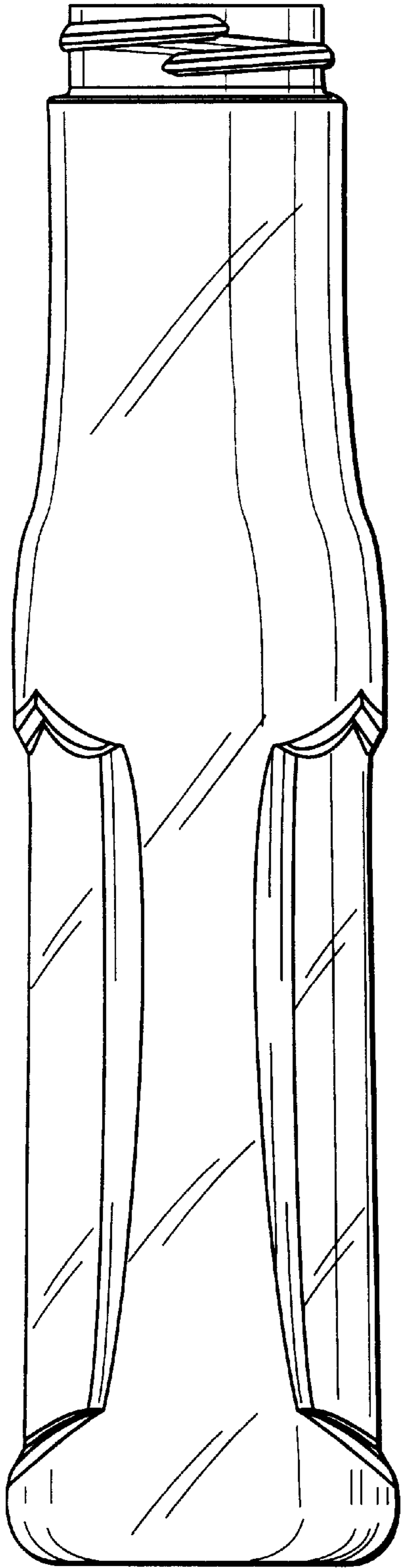


FIG. 2

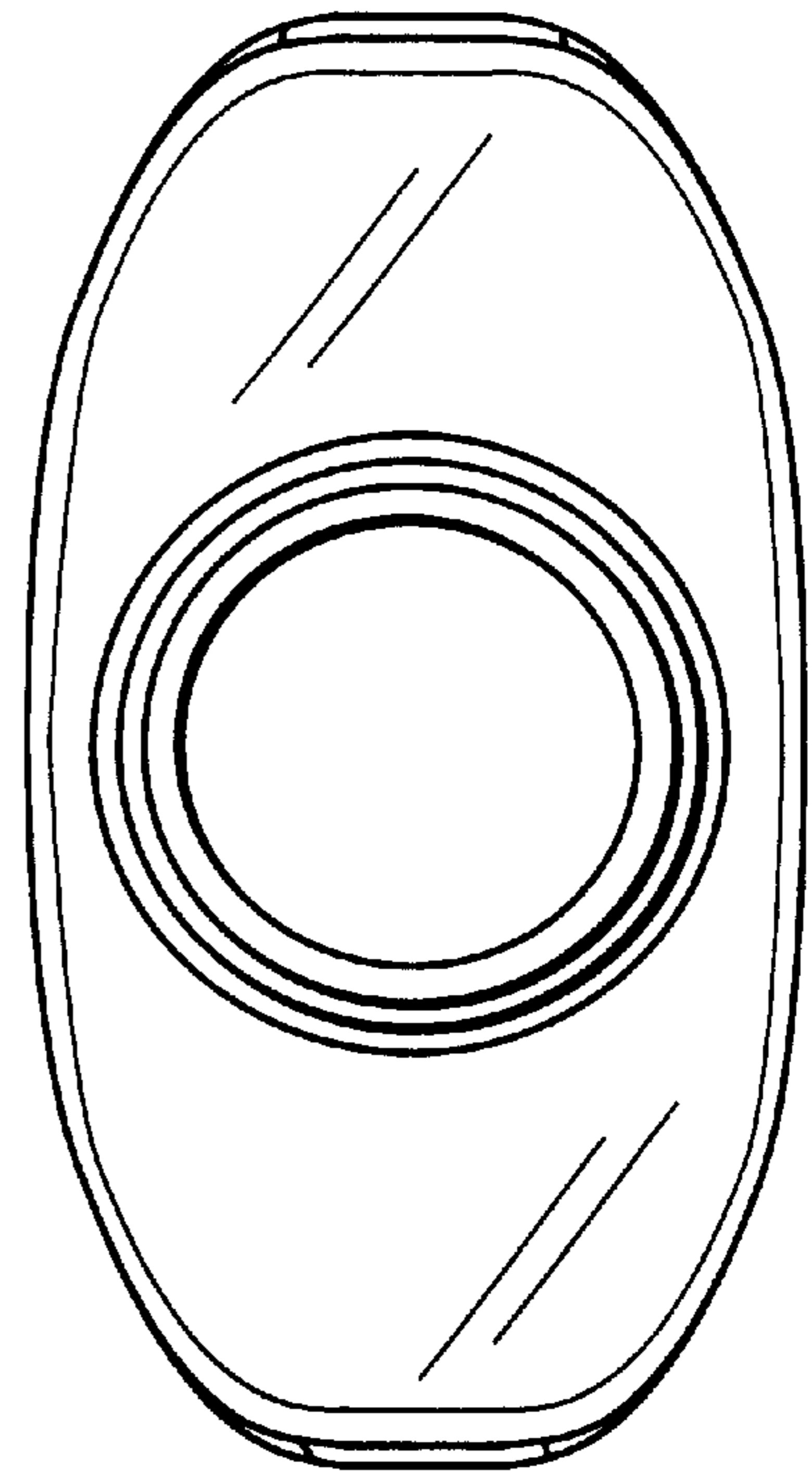


FIG. 3