



US00D450575B1

(12) **United States Design Patent**
Porter

(10) **Patent No.:** **US D450,575 S**

(45) **Date of Patent:** **** Nov. 20, 2001**

(54) **PLASTIC BAG**

(76) **Inventor:** **Richard Porter**, 5 Maple Avenue,
Grimsby, Ontario (CA), L8M 3B7

(**) **Term:** **14 Years**

(21) **Appl. No.:** **29/135,645**

(22) **Filed:** **Jan. 17, 2001**

(51) **LOC (7) Cl.** **09-05**

(52) **U.S. Cl.** **D9/305**

(58) **Field of Search** D9/305, 306; 206/438;
294/1.3; 383/4, 63, 127, 907

(56) **References Cited**

U.S. PATENT DOCUMENTS

D. 301,991	*	7/1989	Sant	D9/306	X
3,870,150	*	3/1975	Hummel	206/438	
4,937,881	*	7/1990	Heise	383/907	
5,438,708	*	8/1995	Jacovitz	15/227	X
5,671,983	*	9/1997	Miller et al.	383/63	X
5,704,670	*	1/1998	Surplus	383/4	X
5,961,167	*	10/1999	Gilley	294/1.3	
6,050,726	*	4/2000	Hoerl	383/127	

* cited by examiner

Primary Examiner—Cathron C. Brooks

(74) *Attorney, Agent, or Firm*—Patrick J. Hofbauer

(57) **CLAIM**

The ornamental design for a plastic bag, as shown and described.

DESCRIPTION

FIG. 1 is a top plan view of a plastic bag in a first position according to a preferred embodiment of my design;

FIG. 2 is a side elevational view of the plastic bag of FIG. 1 in the first position;

FIG. 3 is a end elevational view of the plastic bag of FIG. 1 in the first position;

FIG. 4 is a perspective view of the plastic bag of FIG. 1 in the first position;

FIG. 5 is a perspective view of the plastic bag of FIG. 1 in a second intermediate position, with the hand of a user shown in dotted outline; and,

FIG. 6 is a perspective view of the plastic bag of FIG. 1 in a third position, with an originally inner face of the plastic bag facing outward.

The broken line showing of a hand is for illustrative purposes only and forms no part of the claimed design.

1 Claim, 3 Drawing Sheets



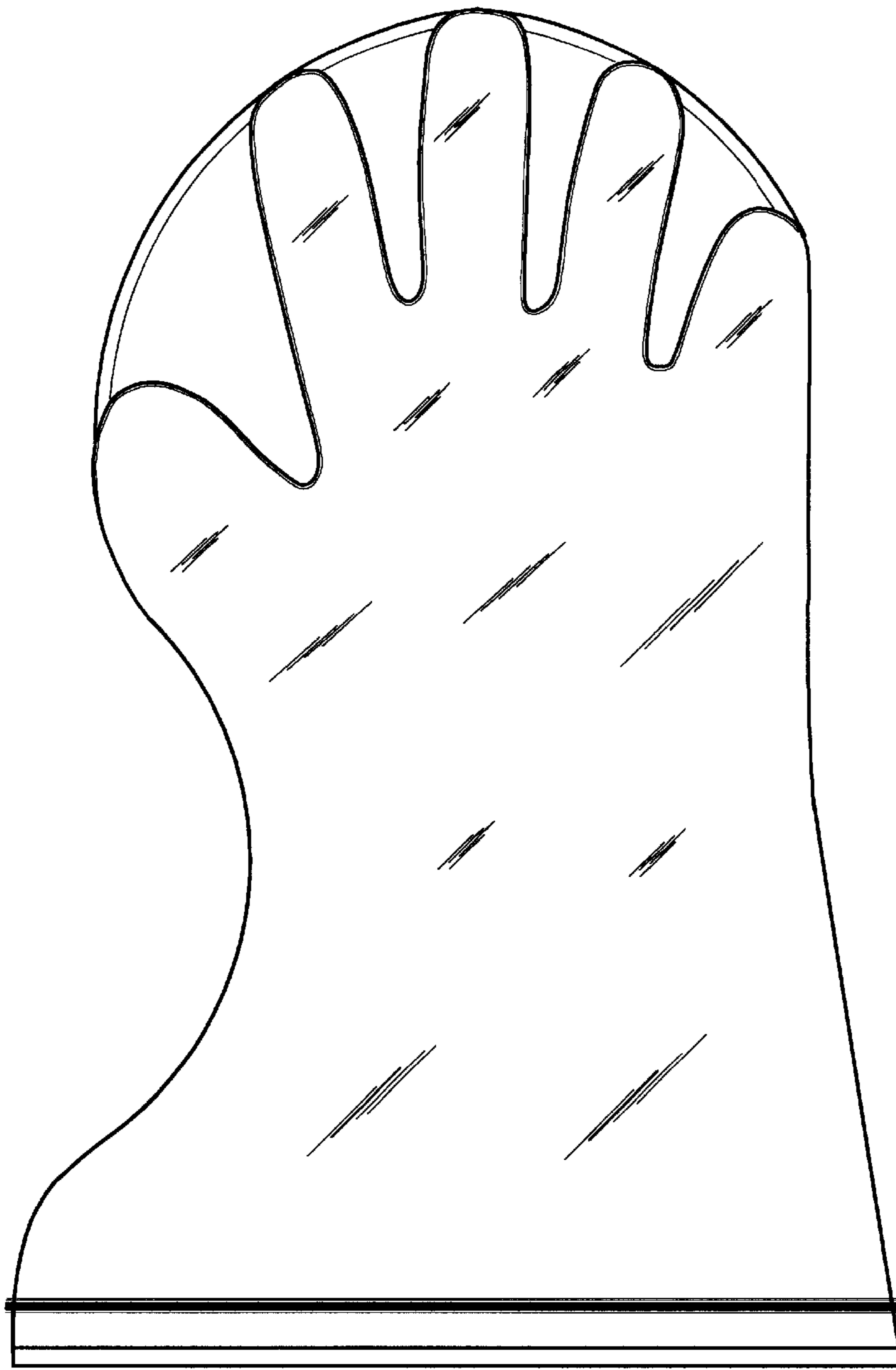


FIG. 1



FIG. 2



FIG. 3




FIG. 4

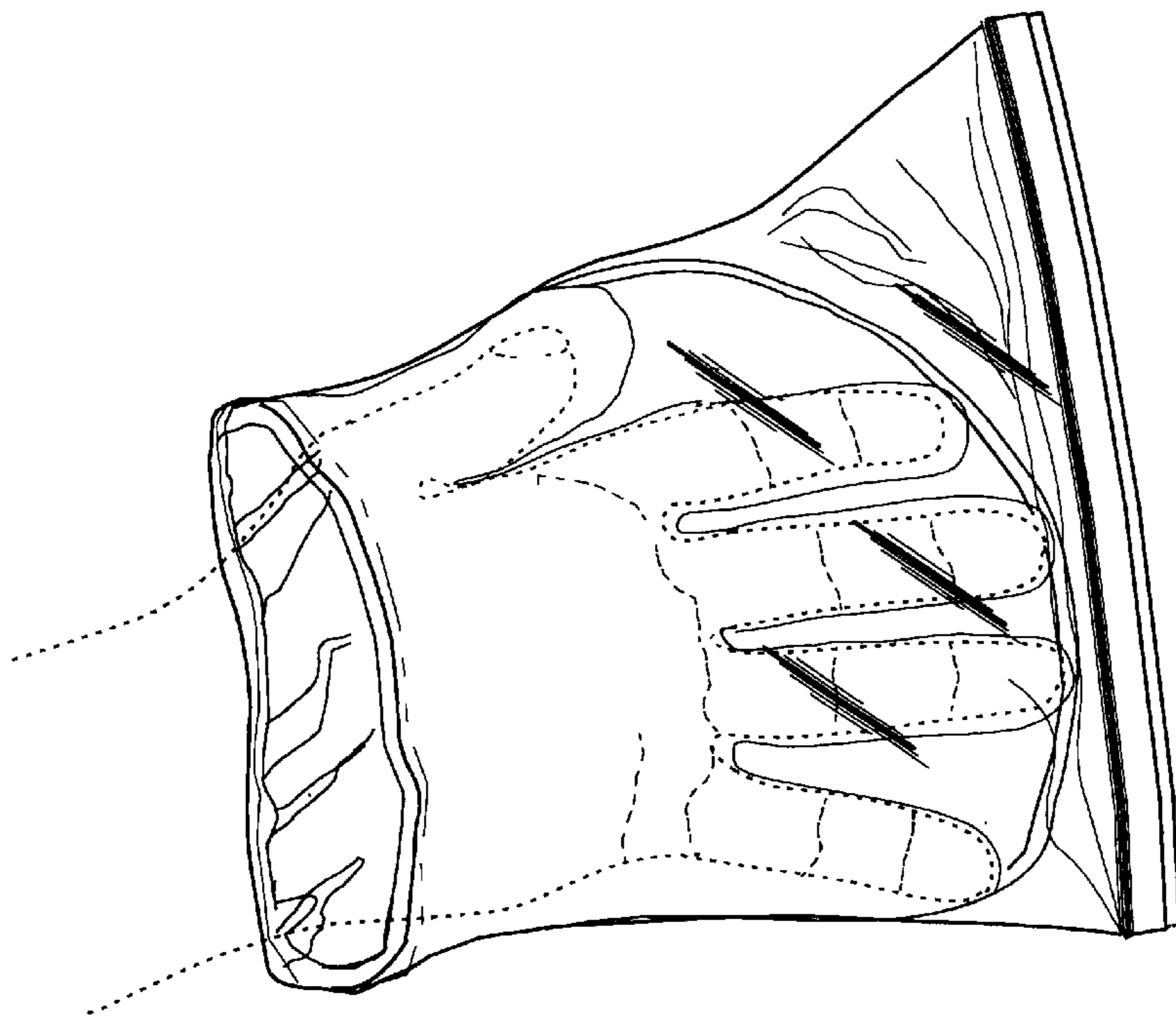


FIG. 5




FIG.6