



US00D450544B1

(12) **United States Design Patent**
Rowe et al.

(10) **Patent No.:** **US D450,544 S**

(45) **Date of Patent:** **** Nov. 20, 2001**

(54) **KNIFE WITH ERGONOMIC HANDLE**

(75) Inventors: **Mike Rowe**, Dayton, OH (US);
Andrew Kahler, Fortson, GA (US);
Alan Cummings, Opelika, AL (US)

(73) Assignee: **W. C. Bradley Company**, Columbus,
GA (US)

(**) Term: **14 Years**

(21) Appl. No.: **29/142,706**

(22) Filed: **May 31, 2001**

(51) **LOC (7) Cl.** **07-03**

(52) **U.S. Cl.** **D7/650**

(58) **Field of Search** D7/649, 650, 651,
D7/401.2; 30/147-150, 329, 340, 342-345;
D8/98, 101; D22/117, 118

(56) **References Cited**

U.S. PATENT DOCUMENTS

D. 403,204 * 12/1998 Kwok D7/401.2

D. 407,267 * 3/1999 Juhlin et al. D7/401.2
D. 414,989 * 10/1999 Shamoon D7/649

* cited by examiner

Primary Examiner—Caron D. Veynar

(74) *Attorney, Agent, or Firm*—James W. Kayden; Thomas,
Kayden, Horstemeyer & Risley

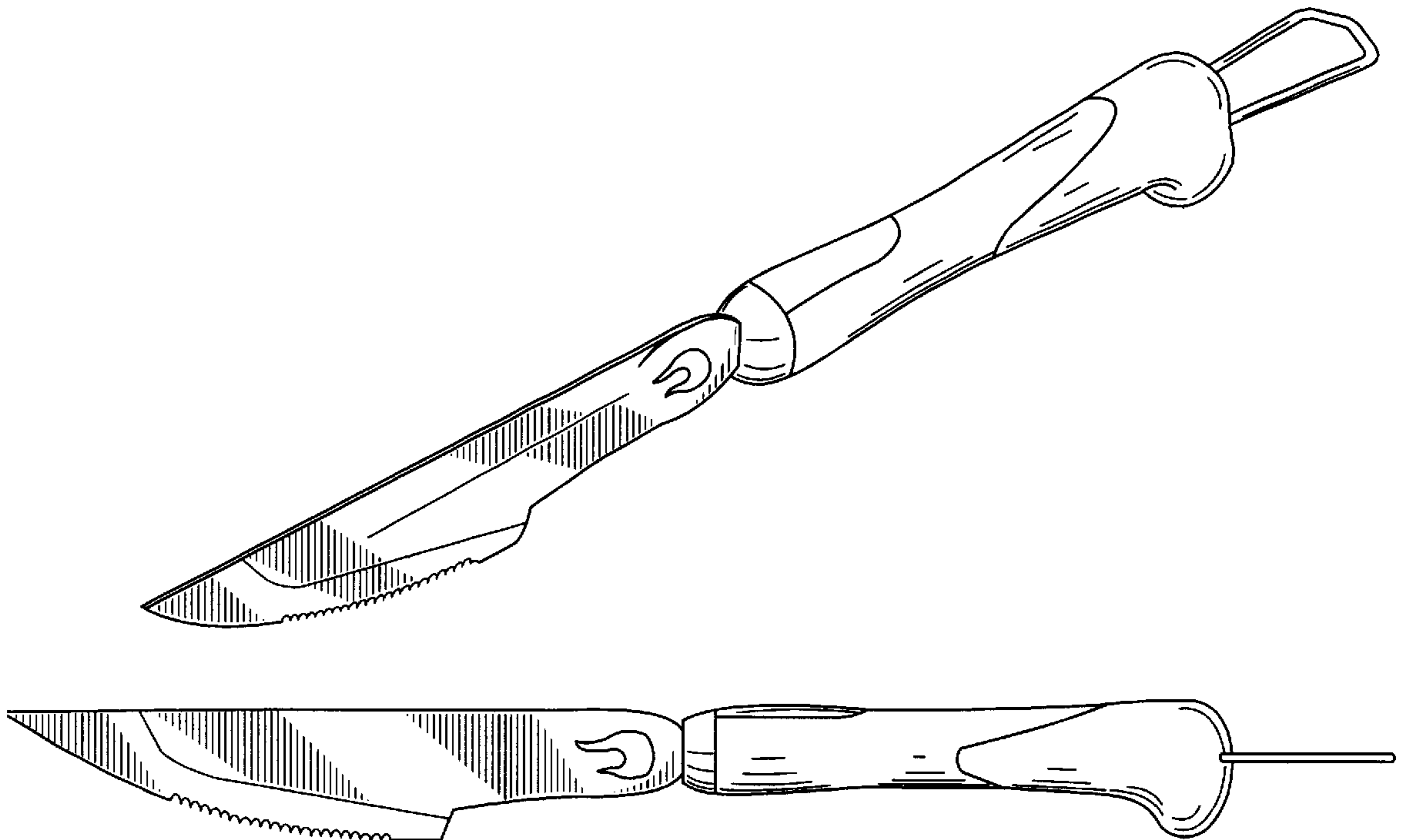
(57) **CLAIM**

The ornamental design of knife with ergonomic handle, as
shown and described.

DESCRIPTION

FIG. 1 is a perspective view showing our new knife with
ergonomic handle;
FIG. 2 is a top plan view thereof;
FIG. 3 is a left side elevational view, the right side eleva-
tional view being a mirror image thereof;
FIG. 4 is a bottom plan view thereof;
FIG. 5 is a rear elevational view thereof; and,
FIG. 6 is a front elevational view thereof.

1 Claim, 2 Drawing Sheets



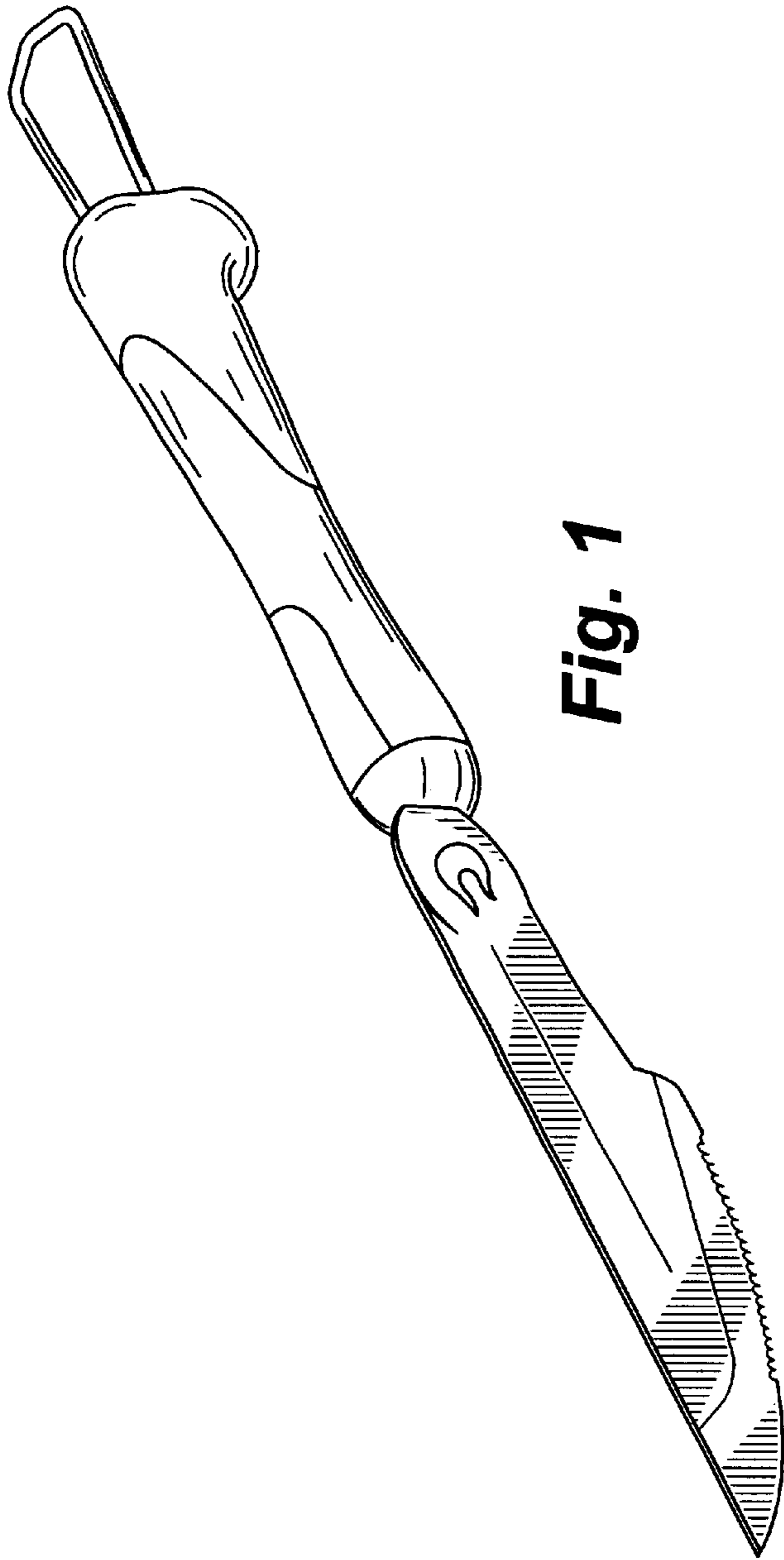


Fig. 1

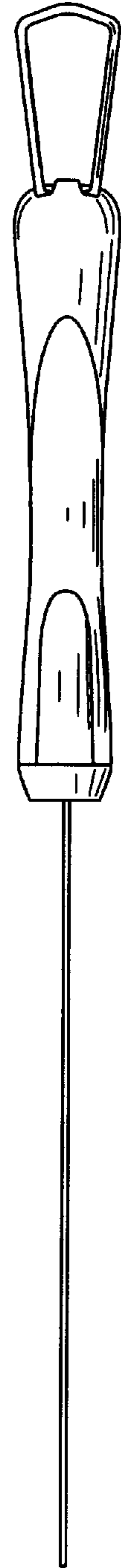


Fig. 2

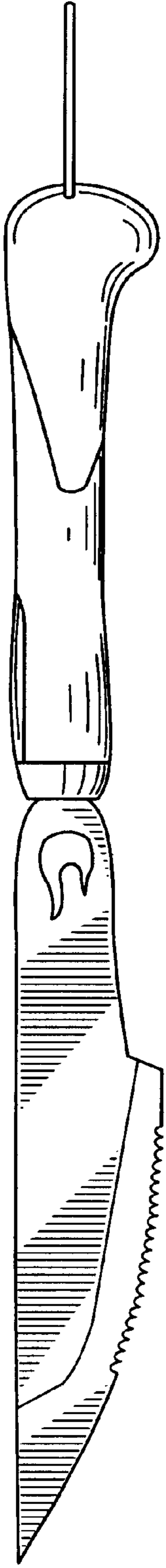


Fig. 3

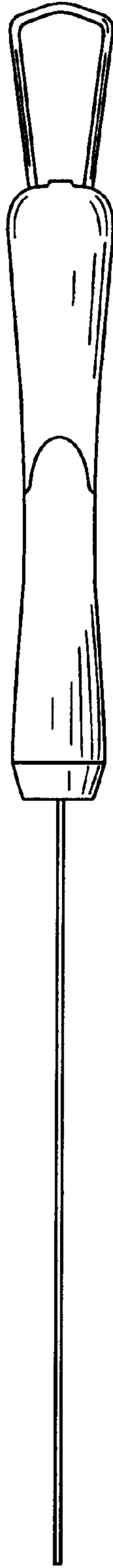


Fig. 4

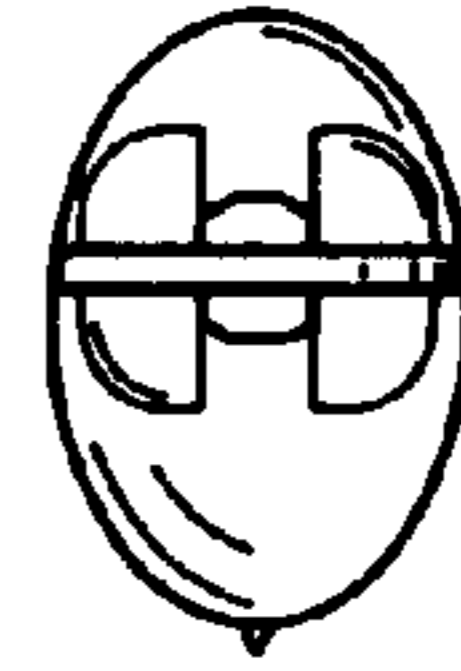


Fig. 5

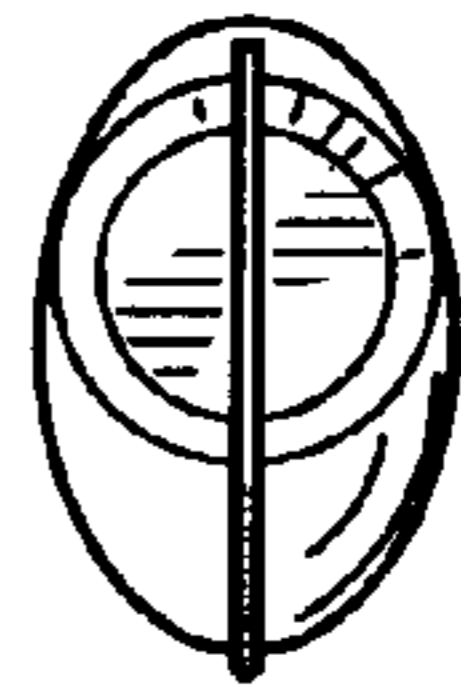


Fig. 6