



US00D450538B1

(12) **United States Design Patent**
Benson

(10) **Patent No.:** **US D450,538 S**

(45) **Date of Patent:** **** Nov. 20, 2001**

(54) **BOWL**

(75) **Inventor:** **Kenneth R. Benson**, Southbury, CT (US)

(73) **Assignee:** **Libbey Glass Inc.**, Toledo, OH (US)

(**) **Term:** **14 Years**

(21) **Appl. No.:** **29/118,477**

(22) **Filed:** **Feb. 9, 2000**

(51) **LOC (7) Cl.** **07-01**

(52) **U.S. Cl.** **D7/585; D7/570; D7/545; D7/584; D7/586**

(58) **Field of Search** **D7/543, 545, 562, D7/565, 568, 570, 572, 584, 585, 588, 554.2; 220/674, 574, 579.3, 671, 579, 555; D9/428**

(56) **References Cited**

U.S. PATENT DOCUMENTS

D. 48,599	*	2/1916	Lockett	D7/570
D. 73,219	*	8/1927	Ahrendts	D7/585
D. 91,398	*	1/1934	Poppenhauser	D7/570
D. 93,184	*	8/1934	Rutledge	D7/570
D. 93,897	*	11/1934	Thrower	D7/570
D. 115,524	*	7/1939	Randall	D7/565
D. 210,231	*	2/1968	Alvarez	D7/565
D. 226,393	*	2/1973	Greenstein	D7/554.2
D. 282,334	*	1/1986	Chen	D7/585
D. 285,888	*	9/1986	Everhan	D7/570
D. 286,001	*	10/1986	Everhan	D7/570
D. 312,753	*	12/1990	Unger	D7/585
D. 312,948	*	12/1990	Unger	D7/585

D. 337,485	*	7/1993	Merwin et al.	D7/586
D. 351,763	*	10/1994	Doxey	D7/585
D. 352,207	*	11/1994	Jaworski	D7/585
D. 353,519	*	12/1994	Wolfenden	D7/584
D. 359,198	*	6/1995	Scherer	D7/585
D. 361,696	*	8/1995	Wolfenden	D7/584
D. 378,886	*	4/1997	Joyce	D7/585
D. 413,487	*	9/1999	Vitali	D7/505

* cited by examiner

Primary Examiner—M. N. Pandozzi

(74) *Attorney, Agent, or Firm*—Emch, Schaffer, Schaub & Porcello Co., L.P.A.

(57) **CLAIM**

The ornamental design for a bowl, as shown and described.

DESCRIPTION

FIG. 1 is a top view of a first embodiment bowl according to the present design;

FIG. 2 is a side elevational view thereof; the other side elevational views being the same;

FIG. 3 is a bottom view thereof;

FIG. 4 is a top view of a second embodiment bowl according to the present design;

FIG. 5 is a side elevational view thereof; the other side elevational views being the same;

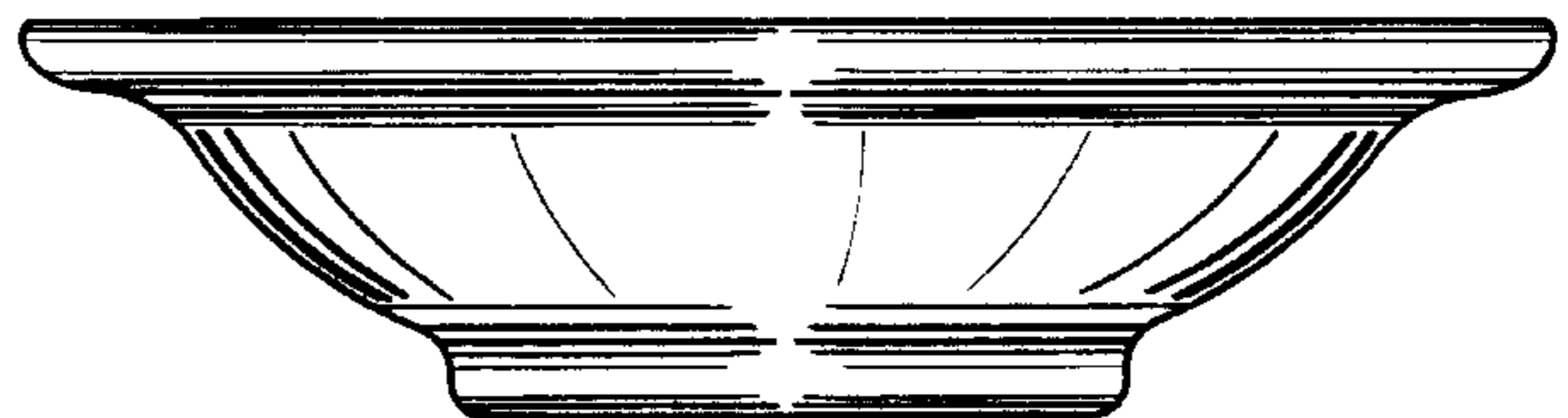

FIG. 6 is a bottom view thereof;

FIG. 7 is a top view of a third embodiment bowl according to the present design;

FIG. 8 is a side elevational view thereof; the other side elevational views being the same; and,

FIG. 9 is a bottom view thereof.

1 Claim, 7 Drawing Sheets






FIG. 1




FIG. 2

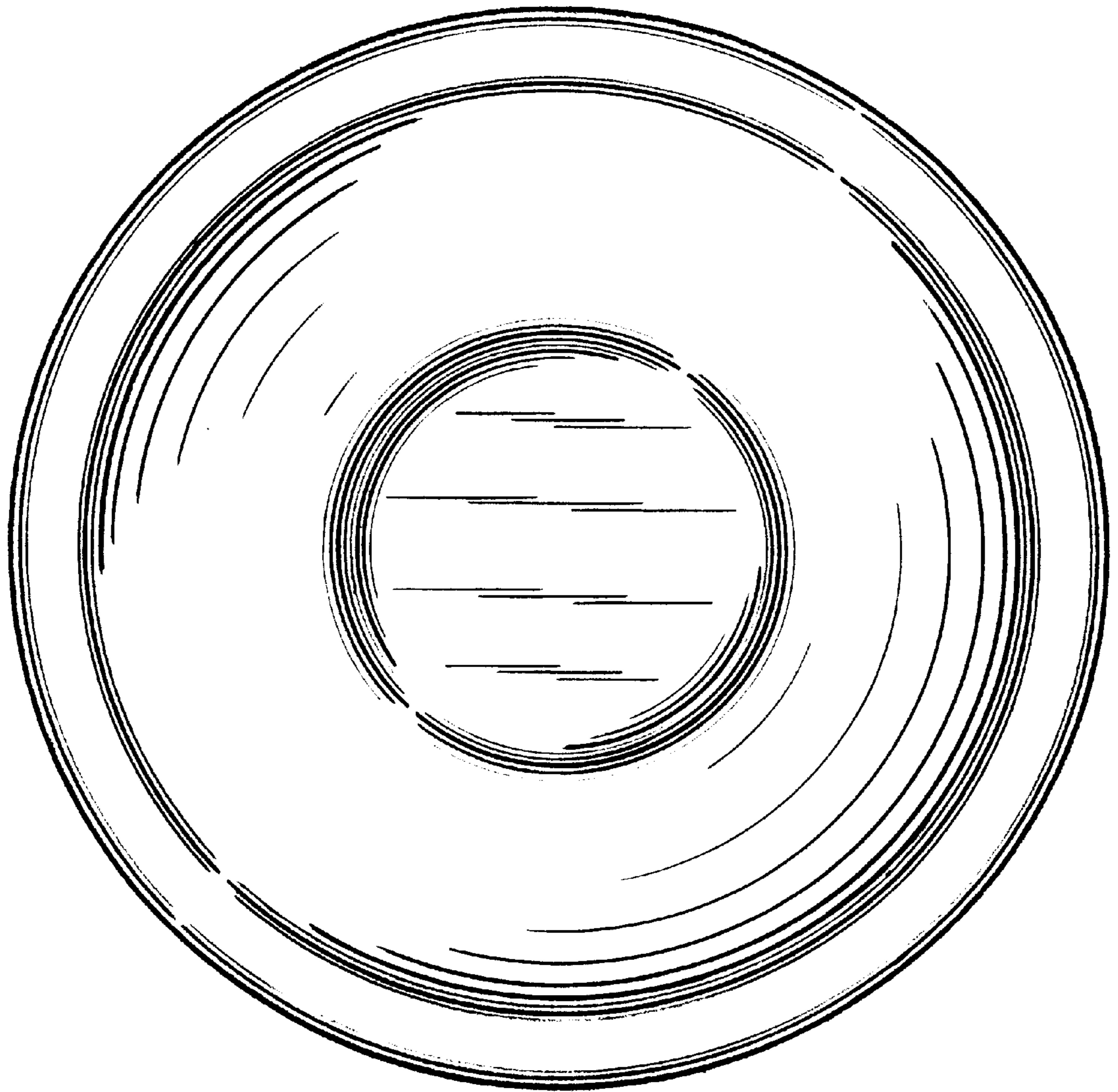


FIG. 3

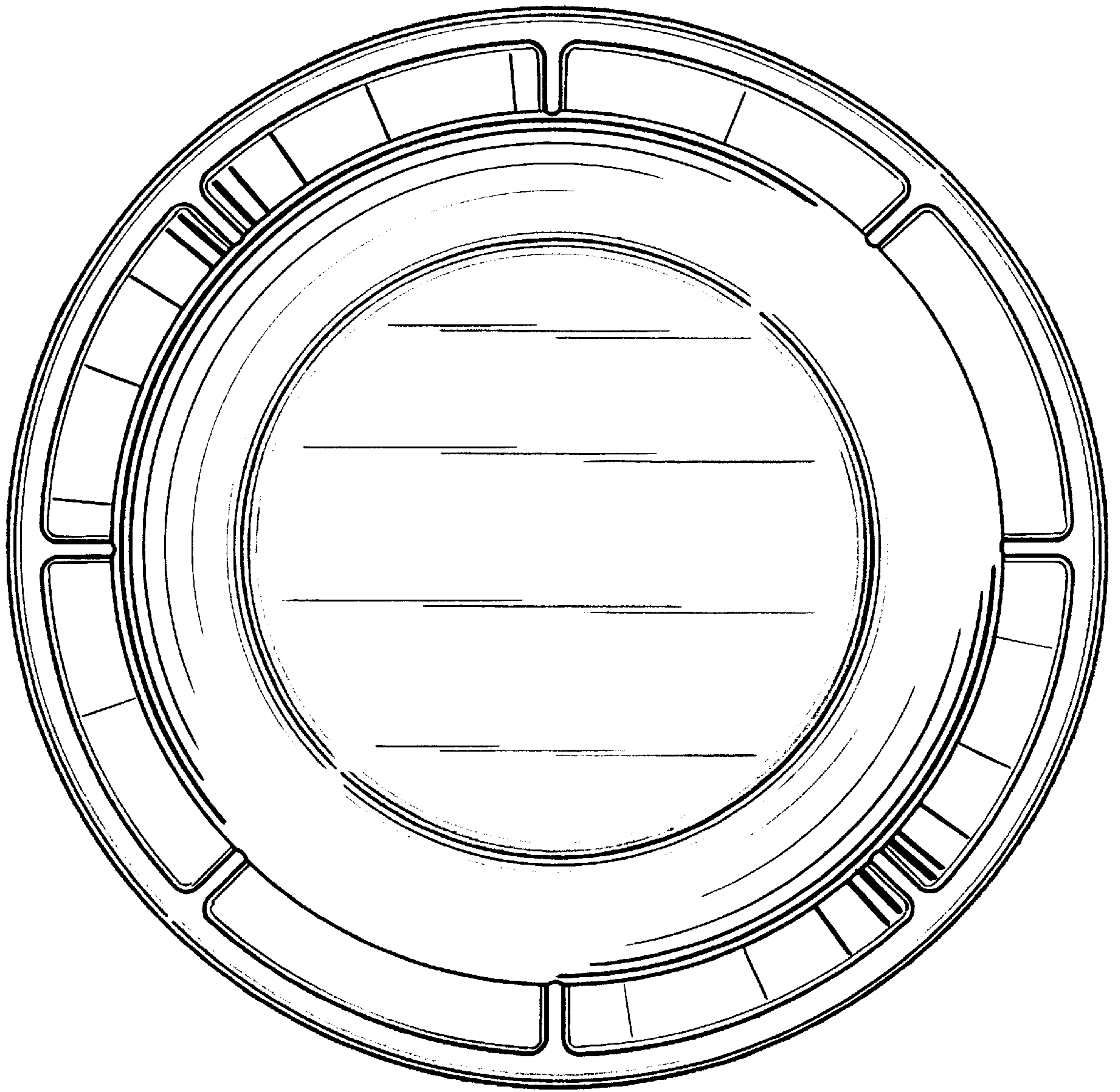


FIG. 4

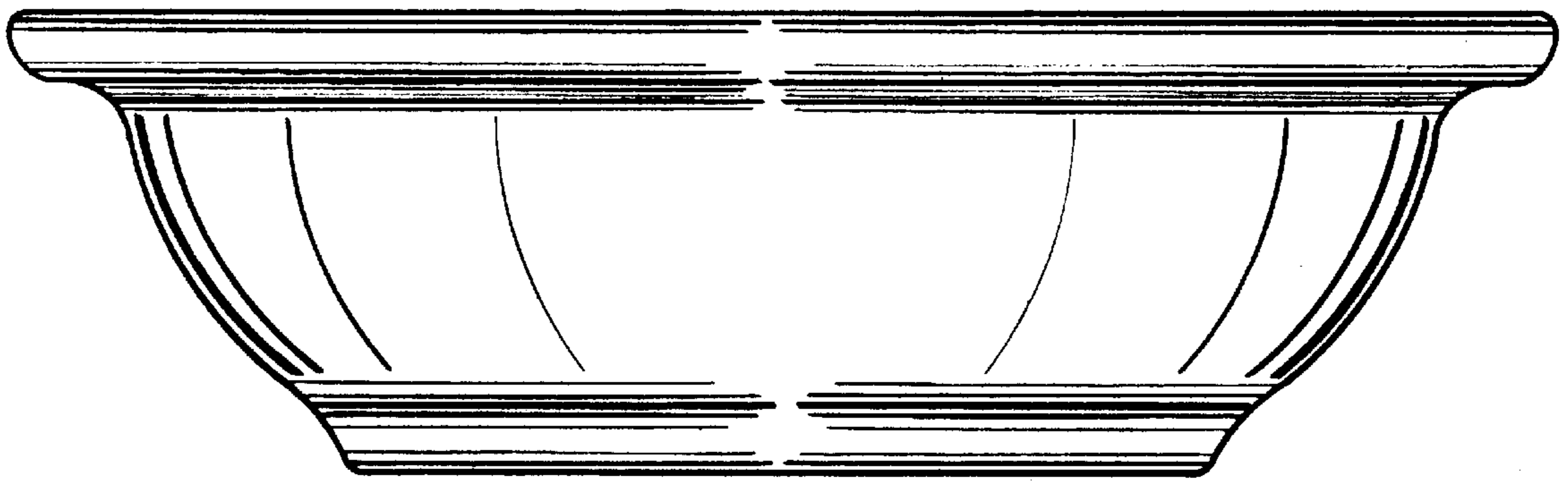


FIG. 5

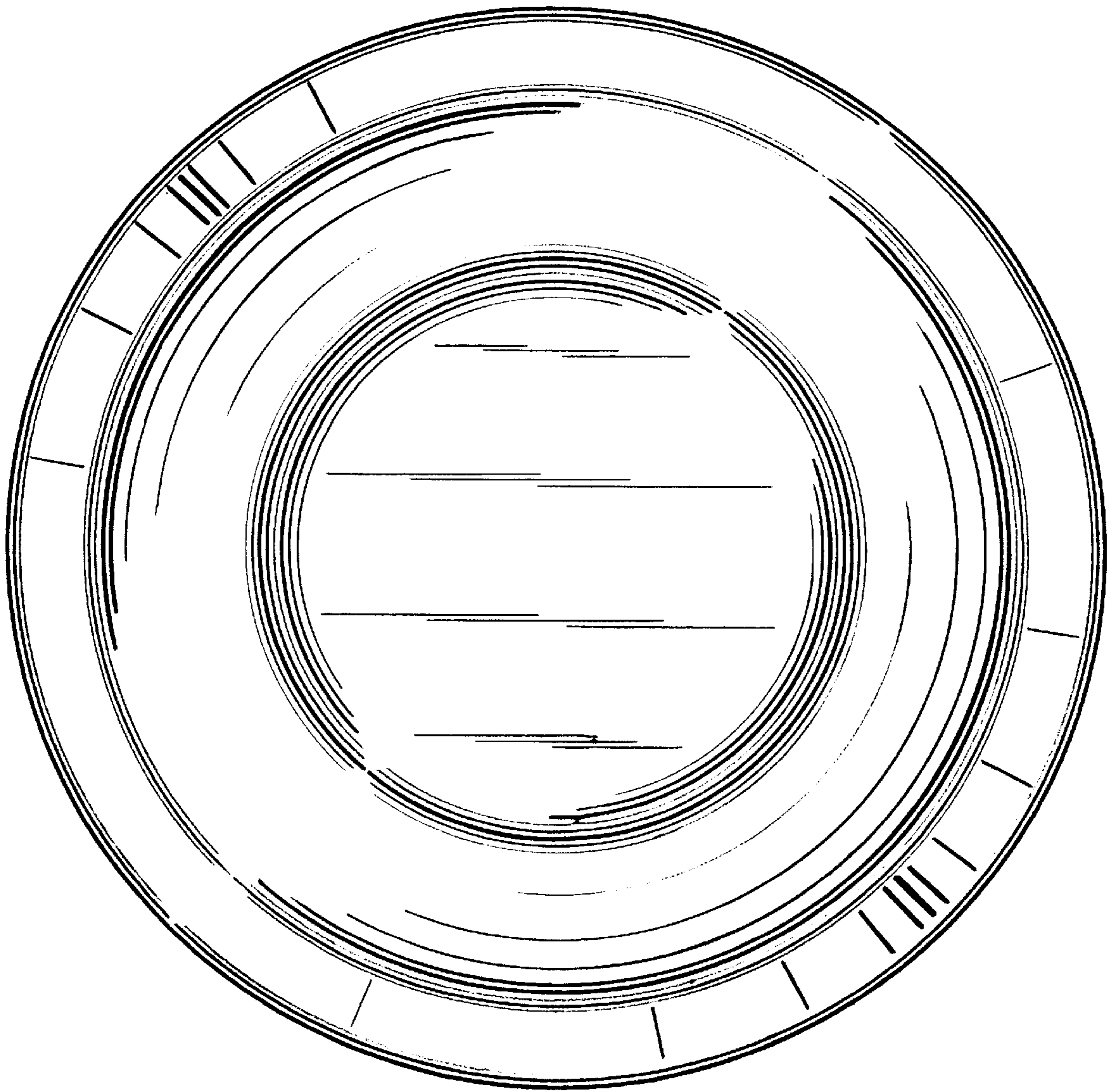


FIG. 6




FIG. 7


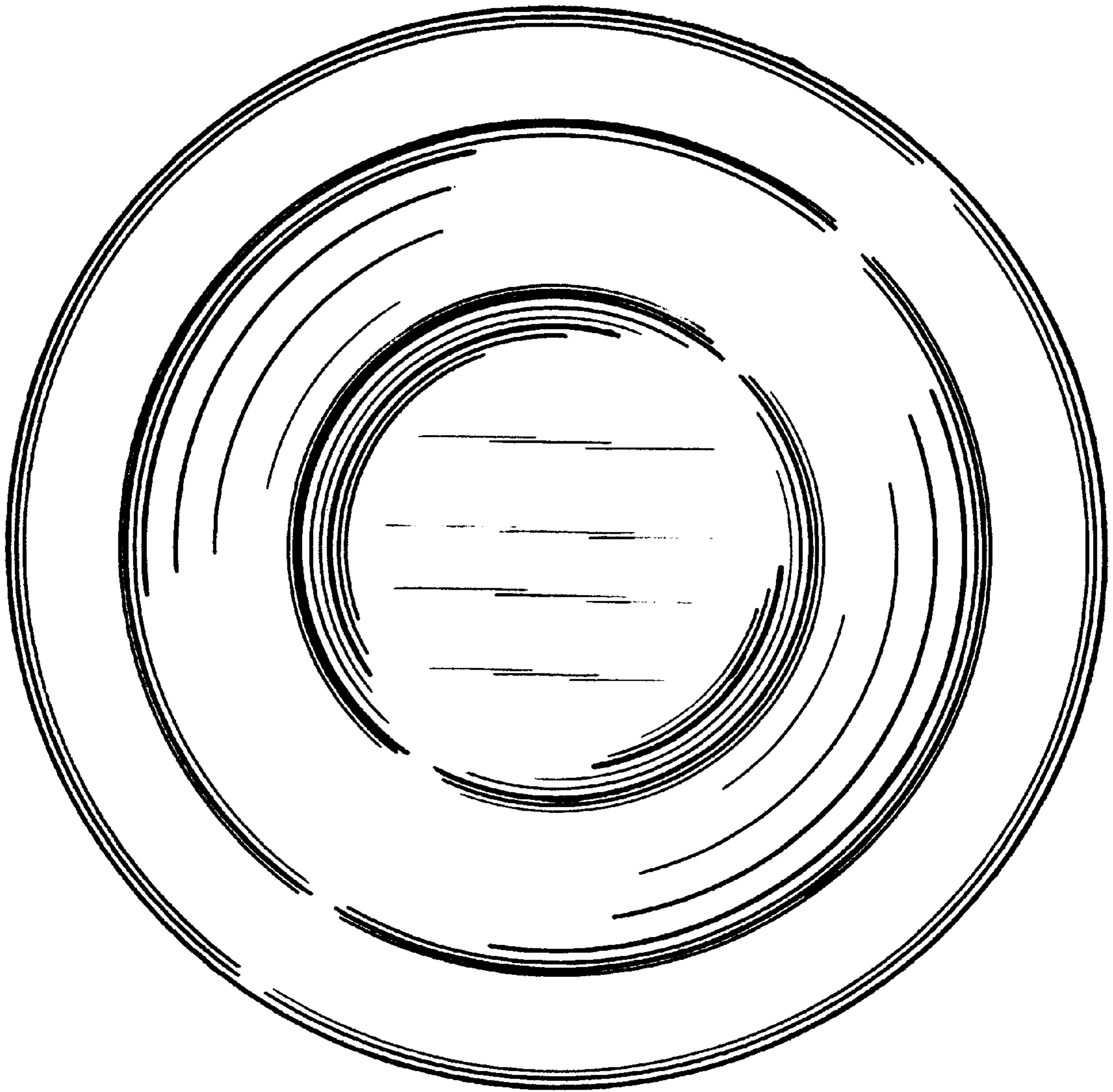


FIG. 8



—FIG. 9