



US00D450520B1

(12) **United States Design Patent**
Saltet

(10) **Patent No.:** **US D450,520 S**

(45) **Date of Patent:** **** Nov. 20, 2001**

(54) **COFFEE MAKER**

(75) Inventor: **Philippe Saltet**, Chateaufort (FR)

(73) Assignee: **Moulinex S.A.**, Cormelles-le-Royal (FR)

(**) Term: **14 Years**

(21) Appl. No.: **29/118,103**

(22) Filed: **Feb. 4, 2000**

(30) **Foreign Application Priority Data**

Aug. 4, 1999 (FR) 99 4998

(51) **LOC (7) Cl.** **07-01**

(52) **U.S. Cl.** **D7/309; D7/311**

(58) **Field of Search** D7/309, 310, 311, D7/300; 99/305, 306, 295, 293, 280, 279

(56) **References Cited**

U.S. PATENT DOCUMENTS

- D. 347,961 * 6/1994 Beeren D7/309
- D. 350,667 * 9/1994 Saltet D7/309
- D. 359,195 * 6/1995 Mukai et al. D7/309
- D. 366,982 * 2/1996 Amiel D7/309
- D. 386,039 * 11/1997 Dingelstad D7/309
- D. 413,479 * 9/1999 Mork et al. D7/309

- D. 417,358 * 12/1999 Dutruel D7/309
- D. 418,357 * 1/2000 Lin D7/309
- D. 419,821 * 2/2000 Powell et al. D7/309
- D. 421,360 * 3/2000 Lin D7/309
- D. 423,863 * 5/2000 Lupi D7/309
- D. 424,360 * 5/2000 Schwarz et al. D7/309
- D. 432,850 * 10/2000 Saltet D7/309
- D. 440,811 * 4/2001 Littmann et al. D7/309

* cited by examiner

Primary Examiner—M. N. Pandozzi

(74) *Attorney, Agent, or Firm*—Young & Thompson

(57) **CLAIM**

The ornamental design for a coffee maker, as shown and described.

DESCRIPTION

FIG. 1 is a front, top and left side perspective view of the coffee maker embodying the claimed design;
 FIG. 2 is a front elevational view of the coffee maker of FIG. 1;
 FIG. 3 is a left side view of the coffee maker of FIG. 1;
 FIG. 4 is a right side view of the coffee maker of FIG. 1;
 FIG. 5 is a rear side view of the coffee maker of FIG. 1;
 FIG. 6 is a top plan view of the coffee maker of FIG. 1; and,
 FIG. 7 is a bottom plan view of the coffee maker of FIG. 1.

1 Claim, 7 Drawing Sheets




Fig. 1




Fig. 2



Fig. 3




Fig. 4




Fig. 5




Fig. 6




Fig. 7

