



US00D450482B1

(12) **United States Design Patent**
Lanham

(10) **Patent No.:** **US D450,482 S**

(45) **Date of Patent:** **** Nov. 20, 2001**

(54) **EARING DISPLAY**

D. 372,380 * 8/1996 Montalbo et al. D6/467
4,573,585 * 3/1986 Frei 211/13.1

(75) Inventor: **Adria Lanham**, Williamsville, NY
(US)

* cited by examiner

(73) Assignee: **Bufkor, Inc**, Clearwater, FL (US)

Primary Examiner—Dominic Simone

(74) *Attorney, Agent, or Firm*—Michael J. Striker

(**) Term: **14 Years**

(57) **CLAIM**

(21) Appl. No.: **29/128,634**

The ornamental design for a earring display, as shown and described.

(22) Filed: **Aug. 29, 2000**

DESCRIPTION

(51) **LOC (7) Cl.** **06-04**

(52) **U.S. Cl.** **D6/467**

(58) **Field of Search** D6/444, 466, 467;
211/1, 85.2

FIG. 1 is a top view of an earring display showing my new design;

FIG. 2 is a bottom view thereof;

FIG. 3 is a front view thereof;

FIG. 4 is a rear view thereof; and,

FIG. 5 is a side view thereof which is a mirror image of the opposite side thereof.


(56) **References Cited**

U.S. PATENT DOCUMENTS

D. 335,405 * 5/1993 Tiedge D6/467

D. 370,372 * 6/1996 Kraft D6/466

1 Claim, 2 Drawing Sheets






FIG. 1




FIG. 2




FIG. 5




FIG. 3




FIG. 4