



US00D450481B1

(12) **United States Design Patent**  
**Post**

(10) **Patent No.: US D450,481 S**

(45) **Date of Patent: \*\* Nov. 20, 2001**

(54) **MESH BASKETS AND FRAME**

(75) Inventor: **R. Neal Post**, Springfield, IL (US)

(73) Assignee: **Design Ideas, Ltd.**, Springfield, IL (US)

(\*\*) Term: **14 Years**

(21) Appl. No.: **29/134,080**

(22) Filed: **Dec. 13, 2000**

(51) **LOC (7) Cl. .... 06-04**

(52) **U.S. Cl. .... D6/465**

(58) **Field of Search** ..... D3/201, 206, 304, D3/306, 307, 309, 312, 314; D6/512, 515, 518, 514, 458, 462, 465, 478; D19/65, 75, 77, 90, 86; 206/371, 557, 561; 220/485, 494, 657; 211/126.2, 126.7, 126.8, 126.9; D34/21

1,098,053 5/1914 Porter .  
 1,840,561 1/1932 Bre Miller .  
 2,502,781 4/1950 Erickson .  
 2,658,444 11/1953 Wheeler .  
 2,706,064 4/1955 Vitols .  
 2,721,671 10/1955 Averill .  
 2,993,615 7/1961 Bruce .  
 3,250,430 5/1966 Cella .  
 3,935,958 2/1976 Frangos .  
 4,339,048 7/1982 McMillen et al. .  
 5,305,686 4/1994 Svensson .

**OTHER PUBLICATIONS**

Design Ideas Catalogue, p. 60, items A-I, p. 61, items A-C, p. 77, item E, issued 1998.

\* cited by examiner

*Primary Examiner*—Doris V. Coles  
*Assistant Examiner*—Elizabeth A. Albert  
 (74) *Attorney, Agent, or Firm*—Saidman DesignLaw Group

(56) **References Cited**

**U.S. PATENT DOCUMENTS**

Re. 16,431 9/1926 Kratzer .  
 D. 152,141 12/1948 Crawford et al. .  
 D. 194,513 2/1963 Sparling .  
 D. 303,444 \* 9/1989 Yoshikawa ..... D34/21  
 D. 383,283 9/1997 Hankins, III .  
 D. 393,766 4/1998 Mazzola et al. .  
 D. 418,998 \* 1/2000 Glassenberg ..... D6/458  
 D. 419,302 \* 1/2000 Hardy et al. .... D19/75  
 D. 431,907 \* 10/2000 Andujar et al. .... D19/75  
 D. 433,709 11/2000 Hardy .  
 D. 433,711 \* 11/2000 Andujar ..... D19/75  
 D. 434,074 11/2000 Hardy .  
 D. 436,239 \* 1/2001 Walsh ..... D34/21  
 D. 437,354 \* 2/2001 Andujar ..... D19/75  
 920,313 5/1909 Franklin .

(57) **CLAIM**

The ornamental design for mesh baskets and frame, as shown.

**DESCRIPTION**

FIG. 1 is a perspective view of mesh baskets and frame showing my new design;  
 FIG. 2 is a front view thereof;  
 FIG. 3 is a rear view thereof;  
 FIG. 4 is a left side view thereof, the right side view being identical thereto;  
 FIG. 5 is a top view thereof;  
 FIG. 6 is a bottom view thereof; and,  
 FIG. 7 is a perspective view showing the mesh baskets partially removed from the frame.

**1 Claim, 4 Drawing Sheets**







FIG. 1




FIG. 2






FIG. 3




FIG. 4






FIG. 5




FIG. 6





FIG. 7