



US00D450440B1

(12) **United States Design Patent**
Clarke et al.

(10) **Patent No.:** **US D450,440 S**

(45) **Date of Patent:** **** Nov. 20, 2001**

(54) **WALKING STICK**

2,923,063 * 2/1960 Hansen 135/66
4,314,575 * 2/1982 Kuo 135/66

(76) Inventors: **Christine M. Clarke; Walter J. Vosicka**, both of 924 "F" St., Fairbury, NE (US) 68352

* cited by examiner

(**) Term: **14 Years**

Primary Examiner—Lucy Lieberman
(74) *Attorney, Agent, or Firm*—Zarley, McKee, Thomte, Voorhees & Sease; Shane M. Niebergall

(21) Appl. No.: **29/140,992**

(57) **CLAIM**

(22) Filed: **Apr. 27, 2001**

The ornamental design for a walking stick, as shown and described.

(51) **LOC (7) Cl.** **03-03**

(52) **U.S. Cl.** **D3/6; D3/7**

(58) **Field of Search** D3/6, 7, 5, 12, D3/13, 14; 135/65, 66, 76, 910; D21/548, 549, 766, 767, 760

DESCRIPTION

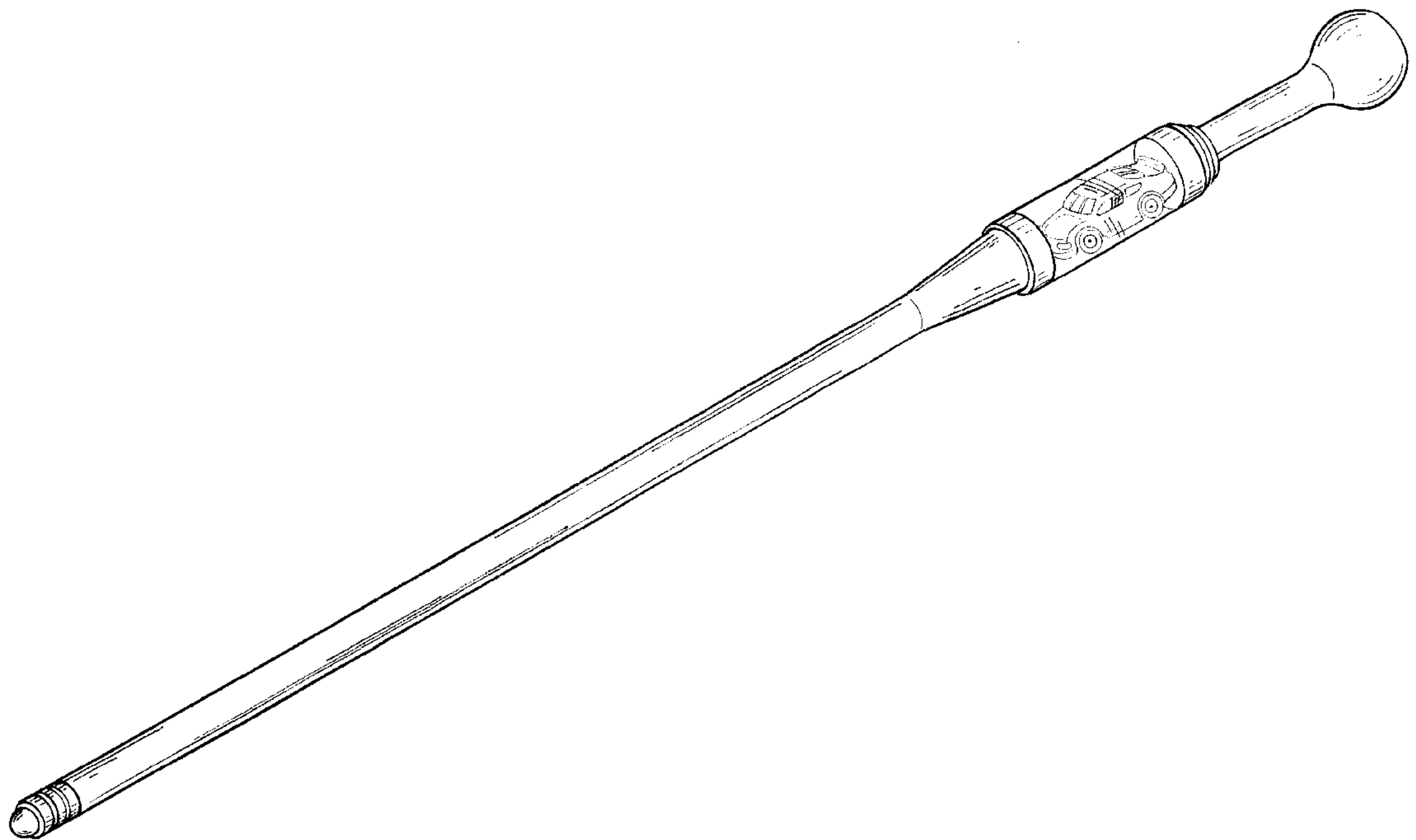
(56) **References Cited**

U.S. PATENT DOCUMENTS

- D. 83,952 * 4/1931 Carley D3/7
- D. 297,887 * 10/1988 Hattersley D3/7
- D. 330,280 * 10/1992 Glassman D3/7
- 412,379 * 10/1889 Flam et al. 135/66
- D. 415,800 * 10/1999 Norton D21/549

FIG. 1 is a front perspective view of the walking stick of this invention;
FIG. 2 is a front view of the walking stick of FIG. 1;
FIG. 3 is a side view of the walking stick of FIG. 1;
FIG. 4 is a rear view of the walking stick of FIG. 1;
FIG. 5 is a top view of the walking stick of FIG. 1; and,
FIG. 6 is a bottom view of the walking stick of FIG. 1.
FIG. 1 in the drawings is shown on a larger scale than FIGS. 2 through 6.

1 Claim, 2 Drawing Sheets



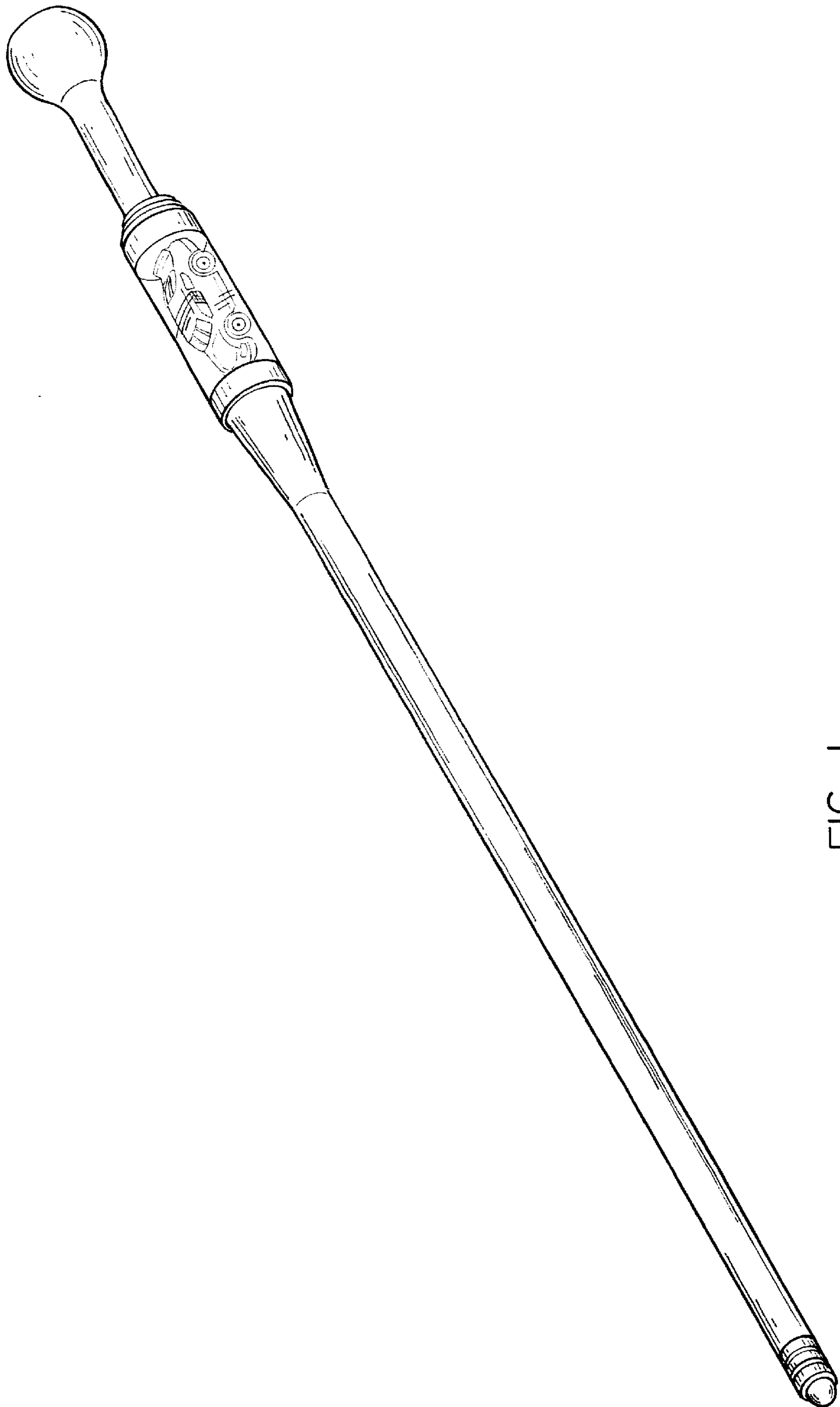


FIG. 1

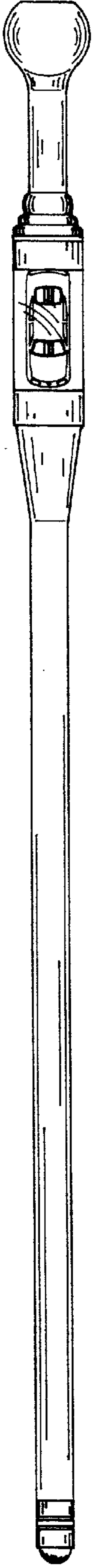


FIG. 2

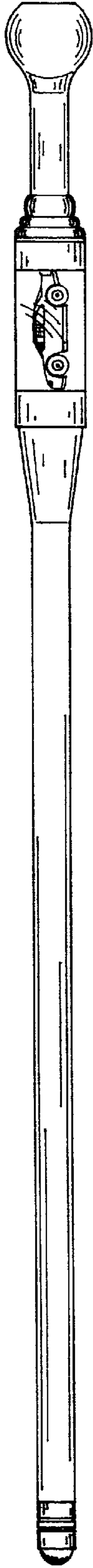


FIG. 3



FIG. 4



FIG. 5



FIG. 6