



US00D450438B1

(12) **United States Design Patent**
Dolan

(10) **Patent No.:** **US D450,438 S**

(45) **Date of Patent:** **** Nov. 20, 2001**

(54) **PORTION OF A SHOE UPPER**
(75) Inventor: **Robert W. Dolan**, Portland, OR (US)
(73) Assignee: **Nike, Inc.**, Beaverton, OR (US)
(**) Term: **14 Years**

D. 434,547 12/2000 Kim .
D. 443,978 6/2001 McDowell .
D. 444,623 7/2001 Wilson .
4,947,560 8/1990 Fuerst .
5,692,319 12/1997 Parker et al. .

OTHER PUBLICATIONS

(21) Appl. No.: **29/143,938**
(22) Filed: **Jun. 25, 2001**
(51) **LOC (7) Cl.** **02-99**
(52) **U.S. Cl.** **D2/972**
(58) **Field of Search** D2/896, 902, 907,
D2/943, 944, 946, 969, 972, 973; 36/45,
50.1, 51, 77 M, 77 R, 81, 83, 88, 113,
114, 126-130

Nike Spring 1990 Footwear Catalog pp. 22, 56, published June 1989.

Nike Spring 1991 Footwear Catalog p. 110, published June 1990.

Nike Spring 1993 Footwear Catalog p. 94, published June 1992.

Nike Fall 1995 Footwear Catalog p. 104, published November 1994.

(List continued on next page.)

(56) **References Cited**

U.S. PATENT DOCUMENTS

D. 47,238 4/1915 Miller .
D. 293,847 1/1988 Le et al. .
D. 297,591 9/1988 Brown et al. .
D. 298,982 12/1988 Lussler .
D. 299,184 * 1/1989 McCrea D2/973
D. 307,210 4/1990 Hatfield .
D. 334,090 3/1993 Teague .
D. 341,703 11/1993 Hatfield et al. .
D. 342,600 12/1993 Hatfield et al. .
D. 345,452 3/1994 Lucas .
D. 346,479 5/1994 Teague .
D. 347,724 6/1994 Teague .
D. 348,979 7/1994 Greene .
D. 355,977 3/1995 Teague .
D. 356,663 3/1995 Ueda .
D. 373,463 9/1996 Greene .
D. 377,263 1/1997 Lucas .
D. 380,079 6/1997 Greene .
D. 388,950 1/1998 Hewett .
D. 391,053 2/1998 Lucas .
D. 394,743 6/1998 Koh .
D. 407,199 3/1999 Hardy .
D. 413,196 8/1999 Hatfield .
D. 421,331 3/2000 Mervar et al. .
D. 432,781 10/2000 Hardy .

Primary Examiner—Dominic Simone

(74) *Attorney, Agent, or Firm*—Banner & Witcoff, Ltd.

(57) **CLAIM**

The ornamental design for a portion of a shoe upper, as shown and described.

DESCRIPTION

FIG. 1 is a perspective view of a portion of a shoe upper showing my new design;


FIG. 2 is a side elevational view thereof;

FIG. 3 is a top plan view thereof;

FIG. 4 is a front elevational view thereof; and,

FIG. 5 is a rear elevational view thereof. The uneven broken line immediately adjacent to the shaded area represents a boundary of the claimed design. The uneven broken line showing of the remainder of the shoe is for illustrative purposes only and forms no part of the claimed design.

1 Claim, 4 Drawing Sheets



OTHER PUBLICATIONS

Nike Holiday 1996 Footwear Catalog p. 115, published March 1996.

Nike Fall 1988 Footwear Catalog pp. 46, 60, published December 1987.

Nike Fall 1994 Footwear Catalog, p. 12, published November 1993.

Nike Fall 2000 Footwear Catalog, p. W15, published November 1999.

GUK advertisement, date unknown but prior to filing date.

Photographs of Nike Air Presto, Air Presto Cage and Air Presto Faze shoes on sale in 2000 or prior to 2000.

* cited by examiner

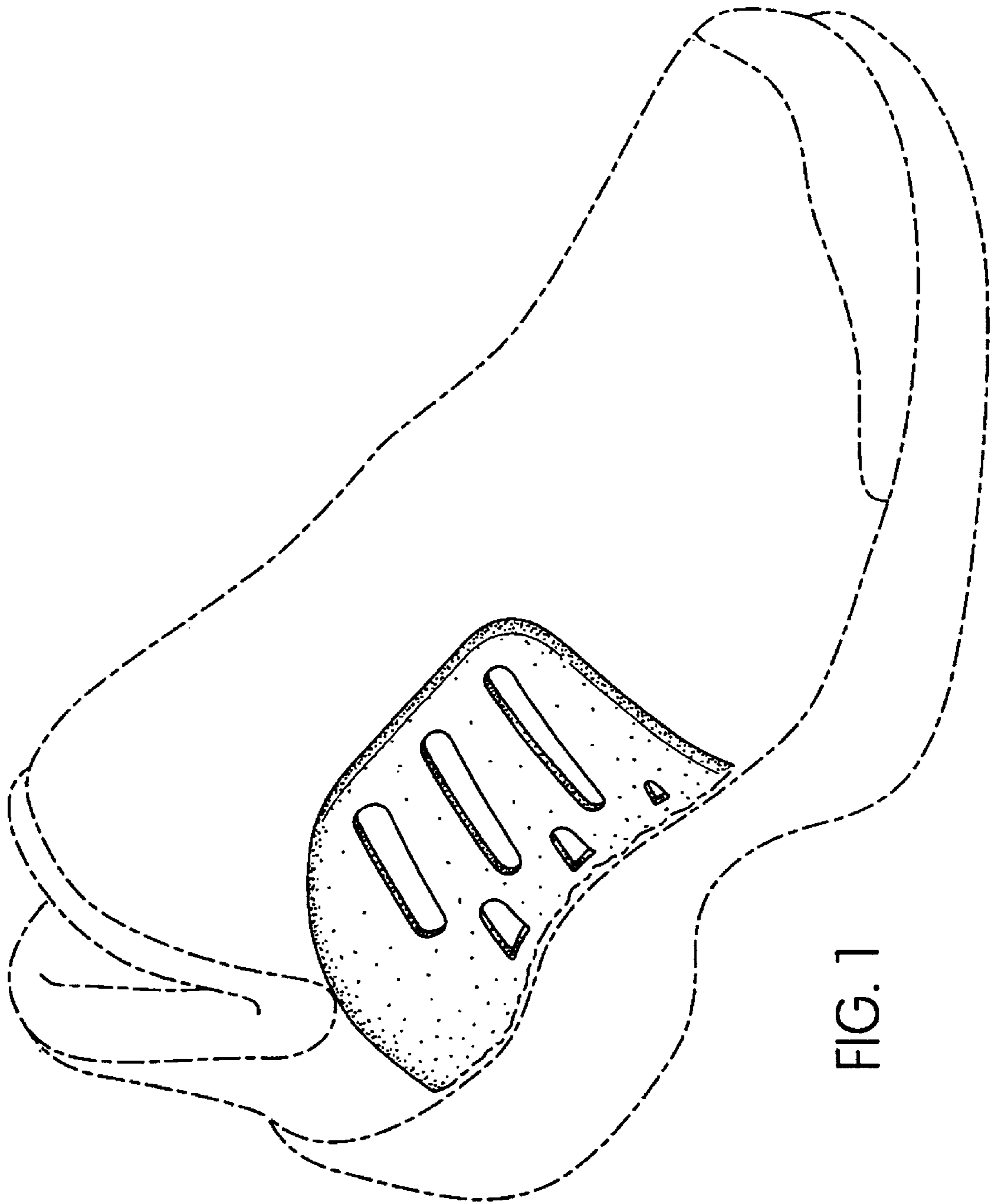


FIG. 1

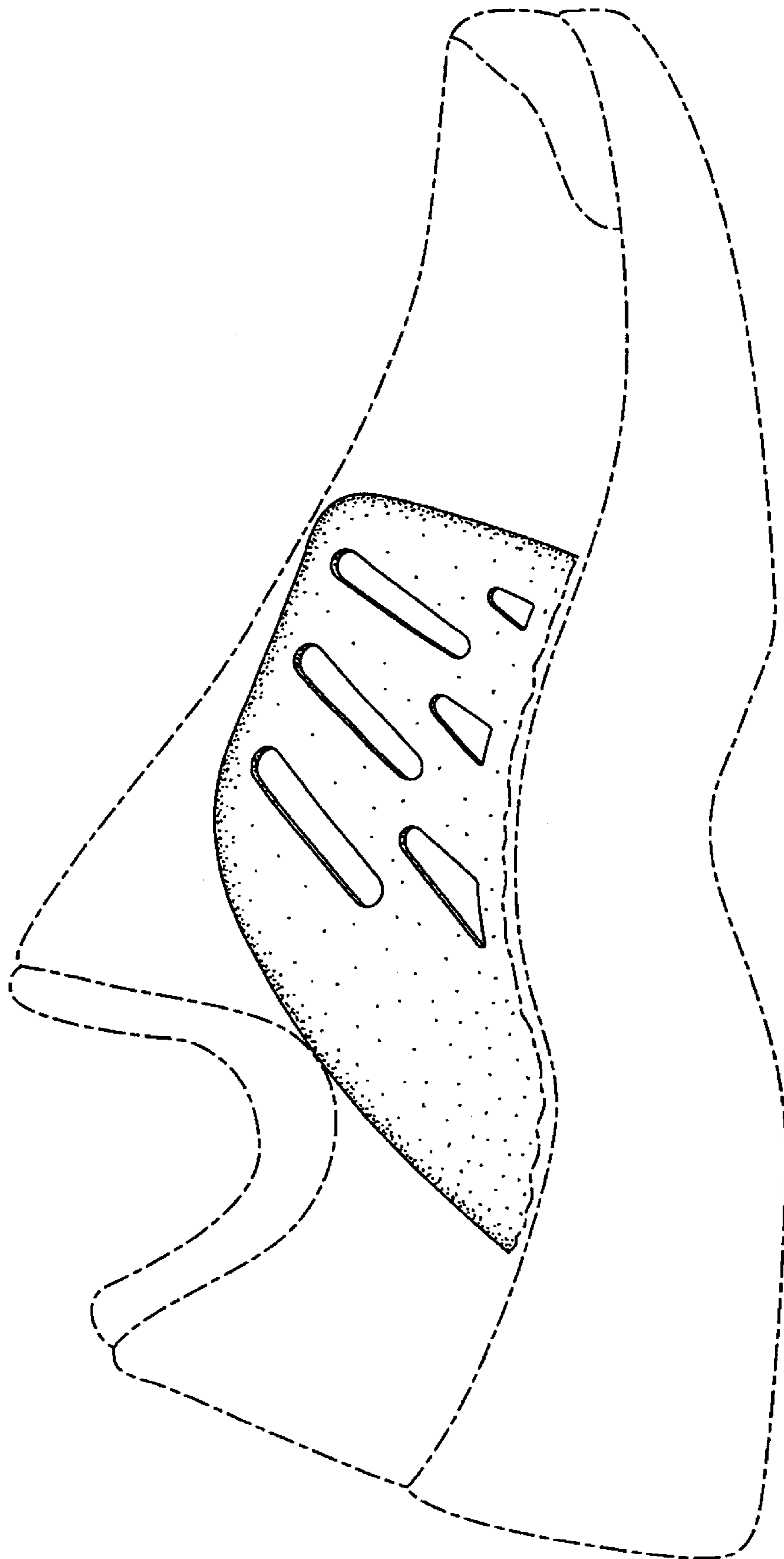


FIG. 2

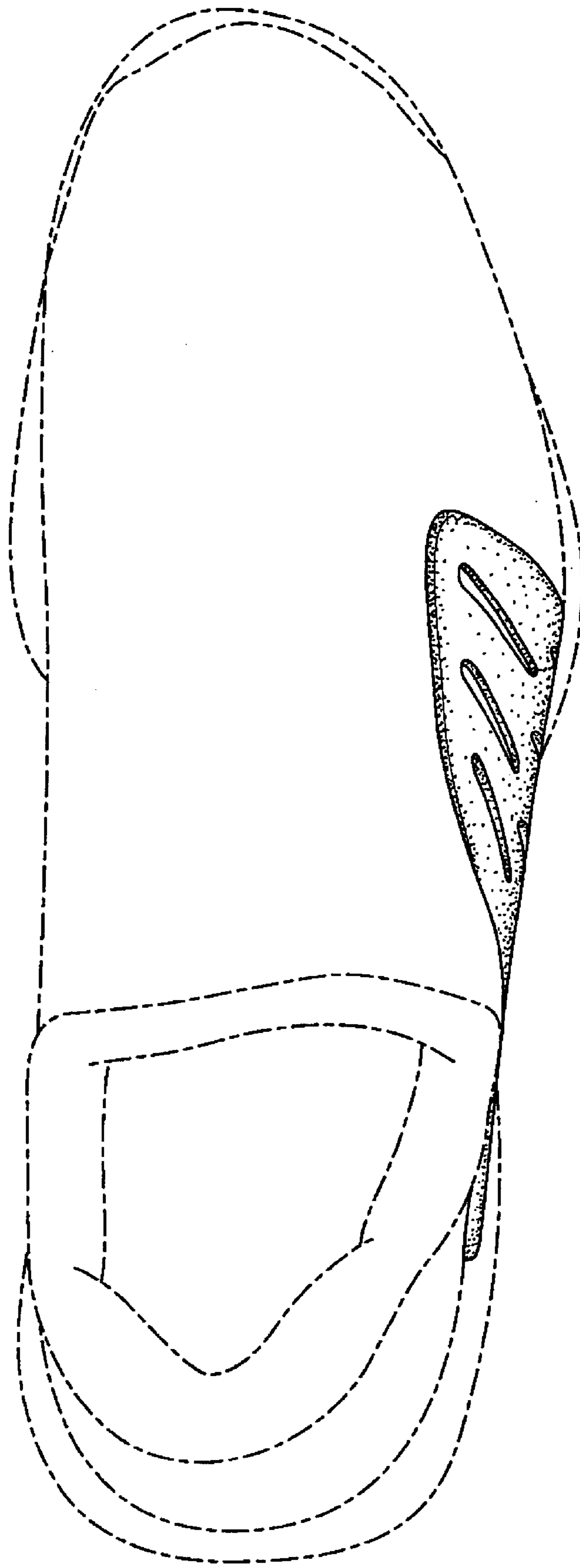


FIG. 3




FIG. 5

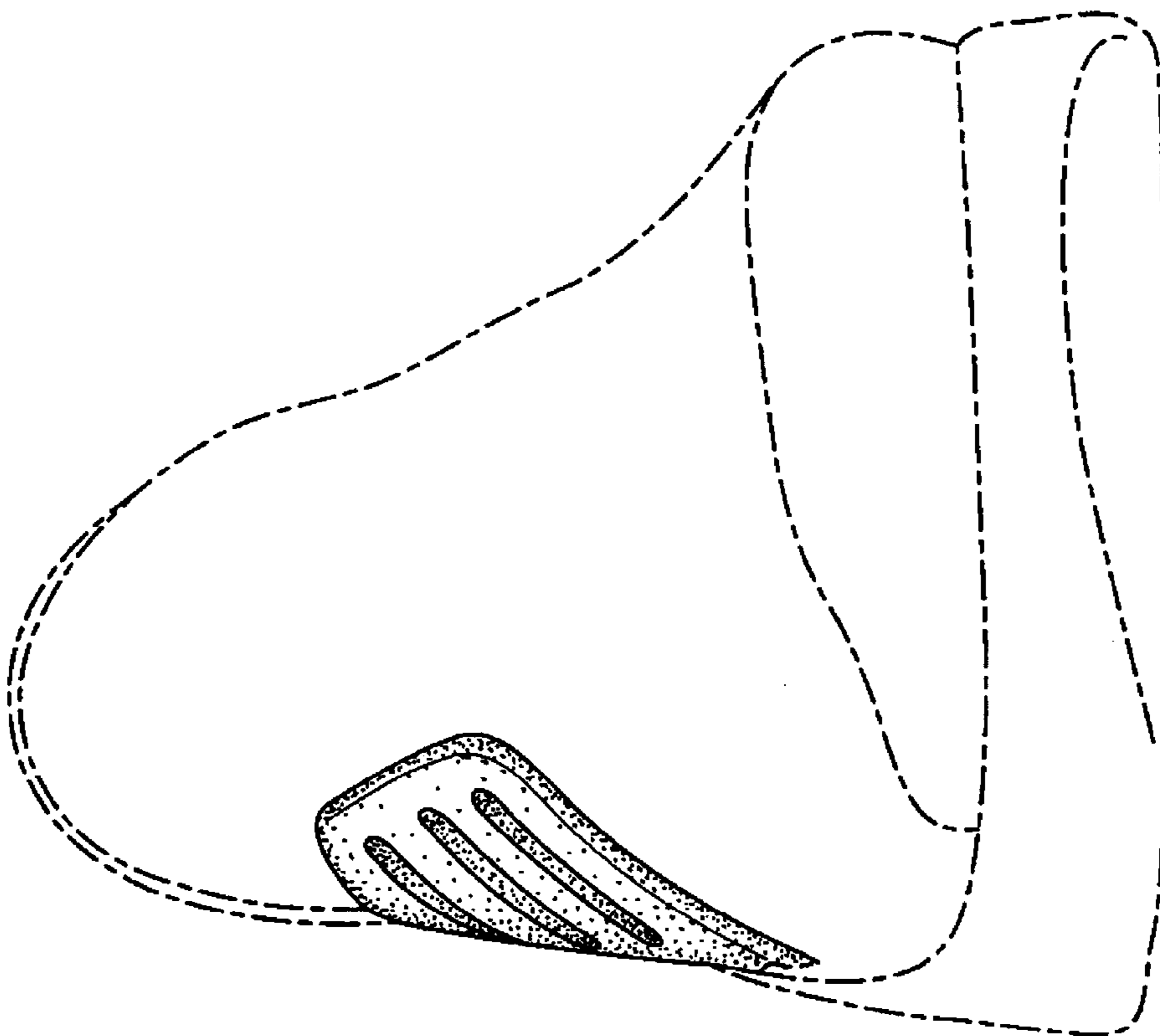


FIG. 4