



US00D450418B1

(12) **United States Design Patent**  
**Belt**

(10) **Patent No.:** **US D450,418 S**

(45) **Date of Patent:** **\*\* Nov. 13, 2001**

(54) **MAILBOX INSERT**

5,765,749 6/1998 Harper .

(76) Inventor: **Brock R Belt**, 15130 NW. Moores Valley Rd., Yamhill, OR (US) 97148

\* cited by examiner

*Primary Examiner*—Paula A. Mortimer

(\*\*) Term: **14 Years**

(57) **CLAIM**

(21) Appl. No.: **29/138,256**

The ornamental design for a mailbox insert, as shown and described.

(22) Filed: **Mar. 9, 2001**

**DESCRIPTION**

(51) **LOC (7) Cl.** ..... **99-00**

(52) **U.S. Cl.** ..... **D99/29**

(58) **Field of Search** ..... D99/28, 29, 31, D99/32; 232/17, 18, 14, 19, 33, 34

FIG. 1 is a front elevational view of the mailbox insert of the present invention;

FIG. 2 is a rear elevational view of the mailbox insert of FIG. 1;

FIG. 3 is a right side elevational view of the mailbox insert of FIG. 1, the left view being a mirror image thereof;

FIG. 4 is a top plan view of the mailbox insert of FIG. 1;

FIG. 5 is a bottom plan view of the mailbox insert of FIG. 1; and,

FIG. 6 is a top, front, right side perspective view of the mailbox insert of FIG. 1.

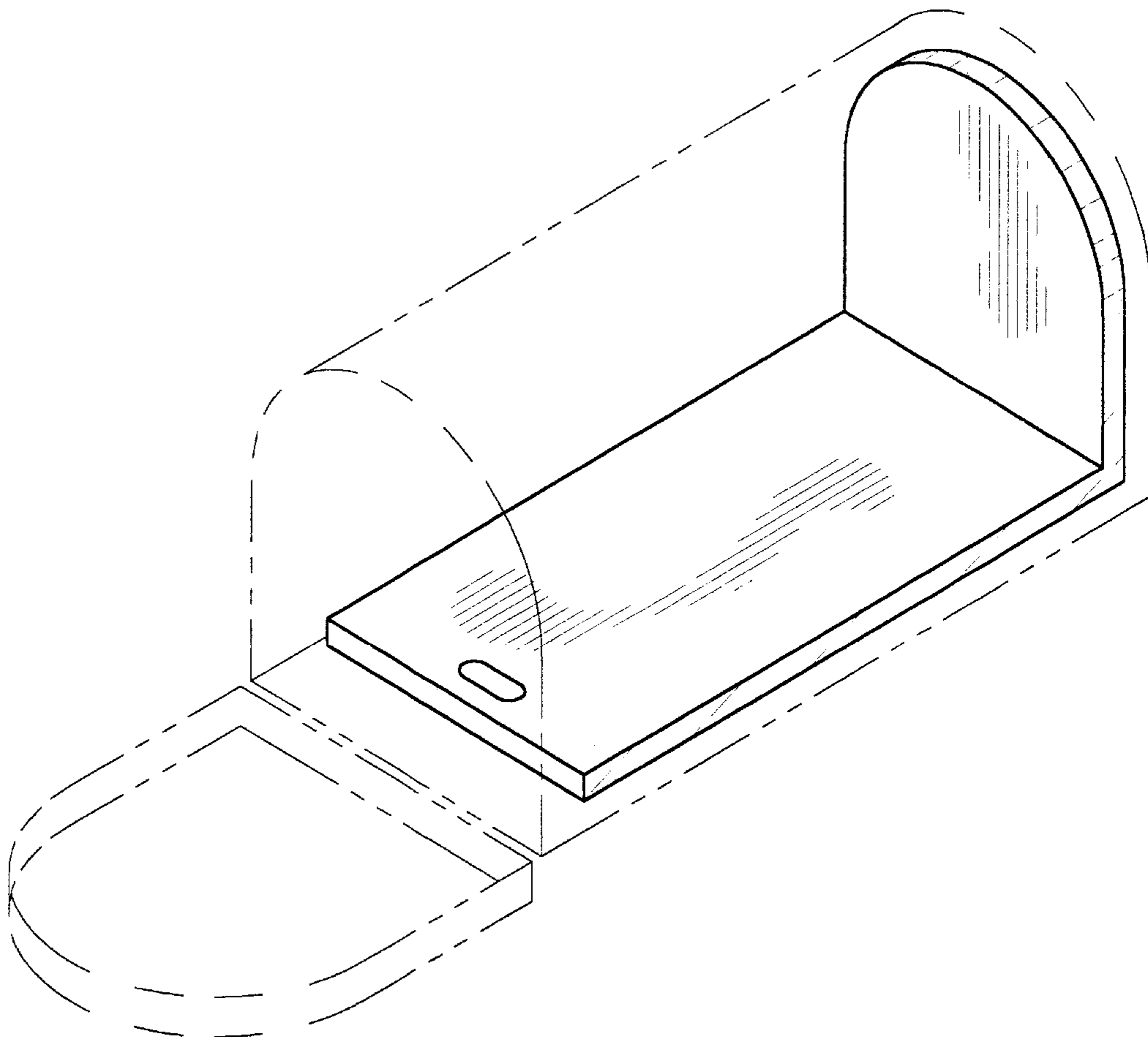
The broken lines showing of a mailbox in FIG. 6 is for illustrative purposes only and form no part of the claimed design.

(56) **References Cited**

**U.S. PATENT DOCUMENTS**

D. 292,539	10/1987	Harlow et al. .	
D. 365,189	12/1995	Dennis .	
D. 438,688	* 3/2001	Rastetter .....	D99/29
838,194	12/1906	Larsh .	
2,868,444	* 1/1959	Whittier .....	232/45
3,166,241	* 1/1965	Leutheuser .....	232/34
4,714,192	12/1987	Harlow et al. .	
4,753,385	* 6/1988	Phipps et al. ....	232/17
4,932,587	6/1990	Robbins .	
5,009,366	* 4/1991	Van Druff, Jr. et al. ....	232/17

**1 Claim, 4 Drawing Sheets**



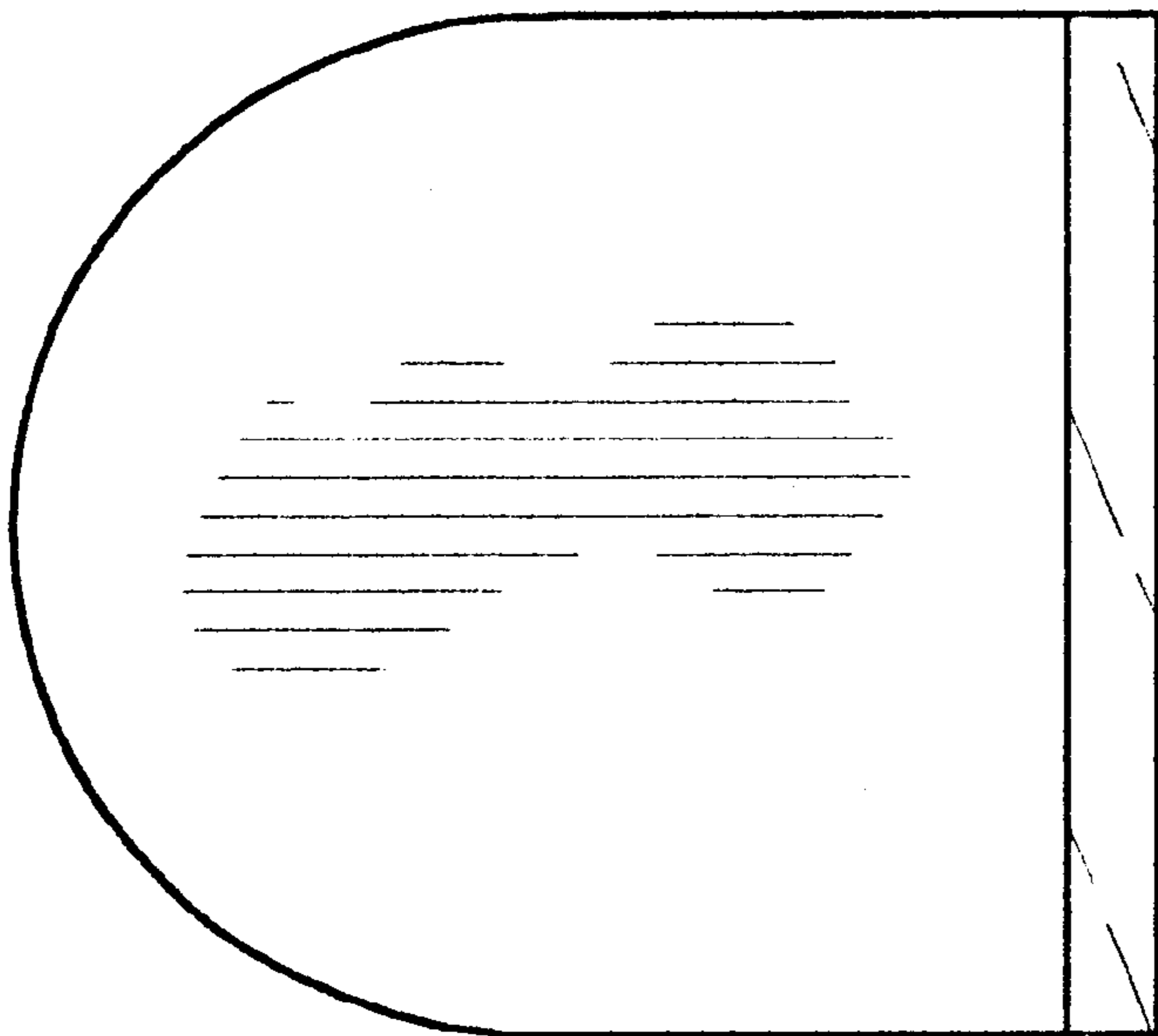
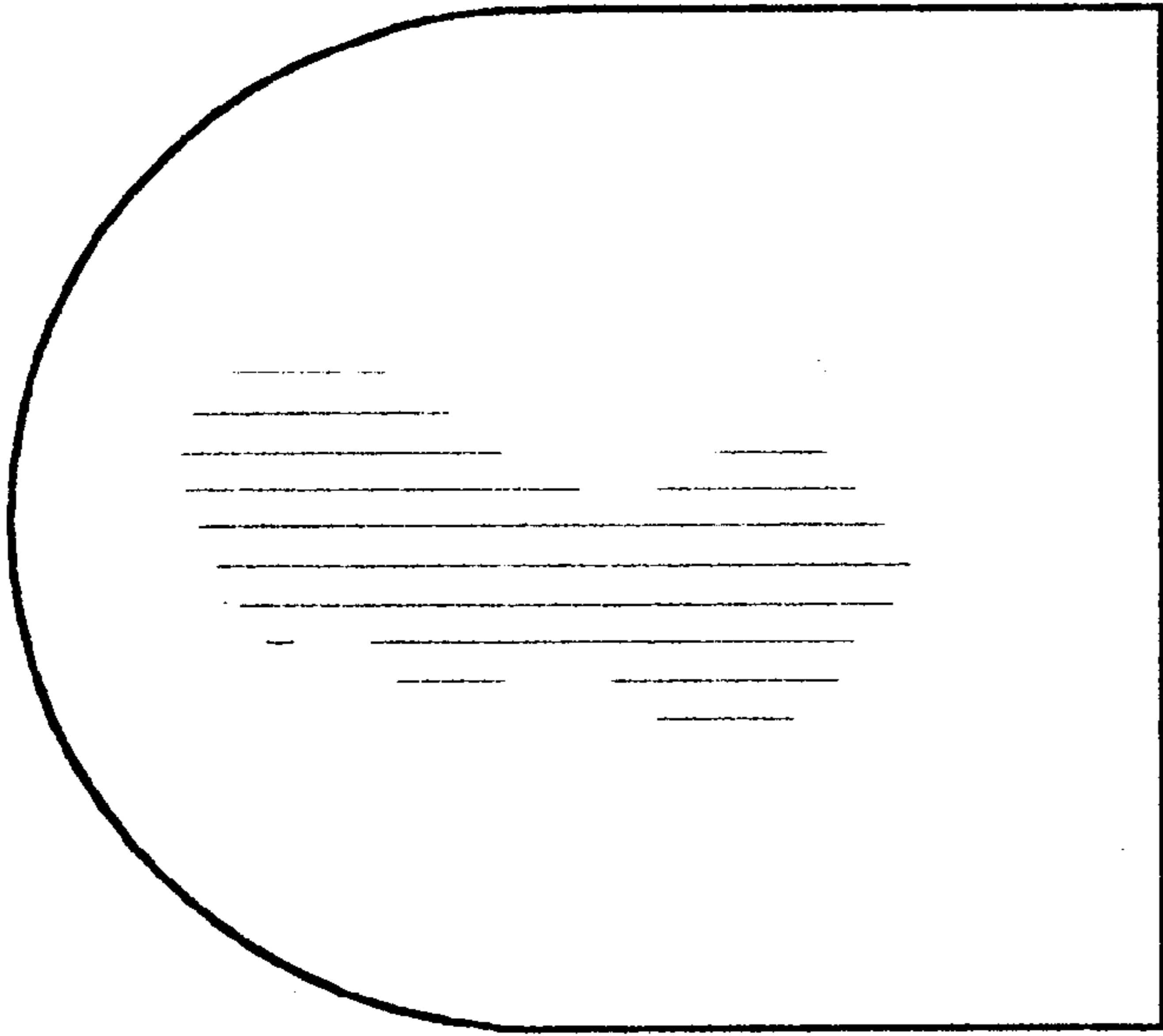


FIG. 1

FIG. 2




FIG. 3




FIG. 5




FIG. 4

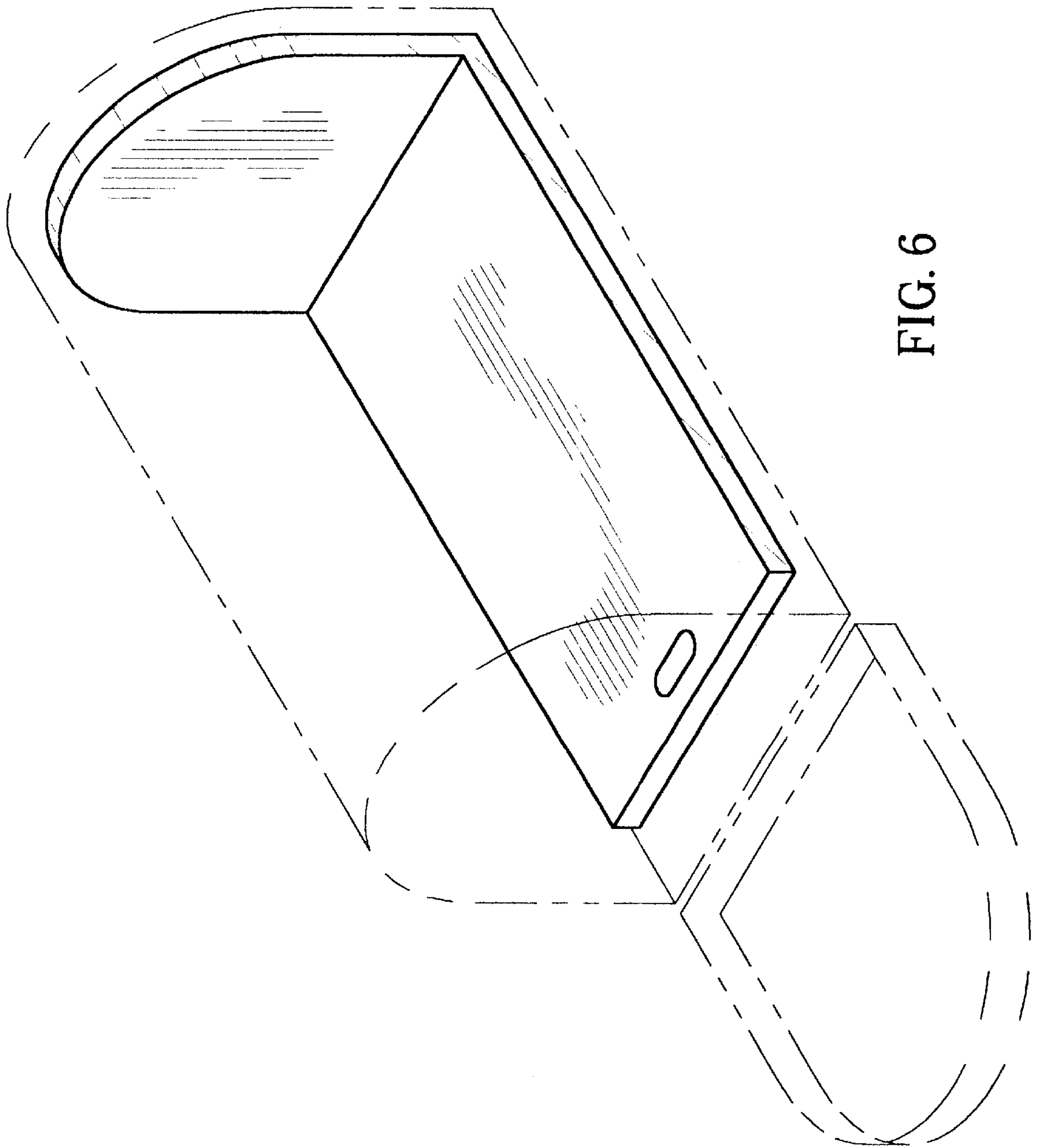


FIG. 6