



US00D450412B1

(12) **United States Design Patent**
Hajduk

(10) **Patent No.:** **US D450,412 S**

(45) **Date of Patent:** **** Nov. 13, 2001**

(54) **FROST AND ICE SCRAPER**

(76) Inventor: **Joanne Hajduk**, 5676 Broadway,
Lancaster, NY (US) 14086

(**) Term: **14 Years**

(21) Appl. No.: **29/130,336**

(22) Filed: **Sep. 29, 2000**

(51) **LOC (7) Cl.** **08-05**

(52) **U.S. Cl.** **D32/46; D32/41**

(58) **Field of Search** D8/14, 16, 45;
D32/40, 41, 46; 15/236.01, 236.02, 245,
245.1; 30/164.9, 169

(56) **References Cited**

U.S. PATENT DOCUMENTS

D. 23,068	*	2/1894	Leggett	D32/46
D. 117,388	*	10/1939	Woinarovicz	D8/45
D. 368,344		3/1996	Hansen	.	
D. 383,267		9/1997	Emmerth	.	
421,995	*	2/1890	Von Reibnitz	30/169 X
2,277,528		3/1942	Osborn	.	
3,676,888	*	7/1972	Akers	15/245
4,097,951	*	7/1978	Hurt	15/245.1

4,418,439	12/1983	Porchet	.
4,747,175	5/1988	Durgin	.
5,398,364	3/1995	Vogt	.

* cited by examiner

Primary Examiner—Alan P. Douglas
Assistant Examiner—Lavone Tabor


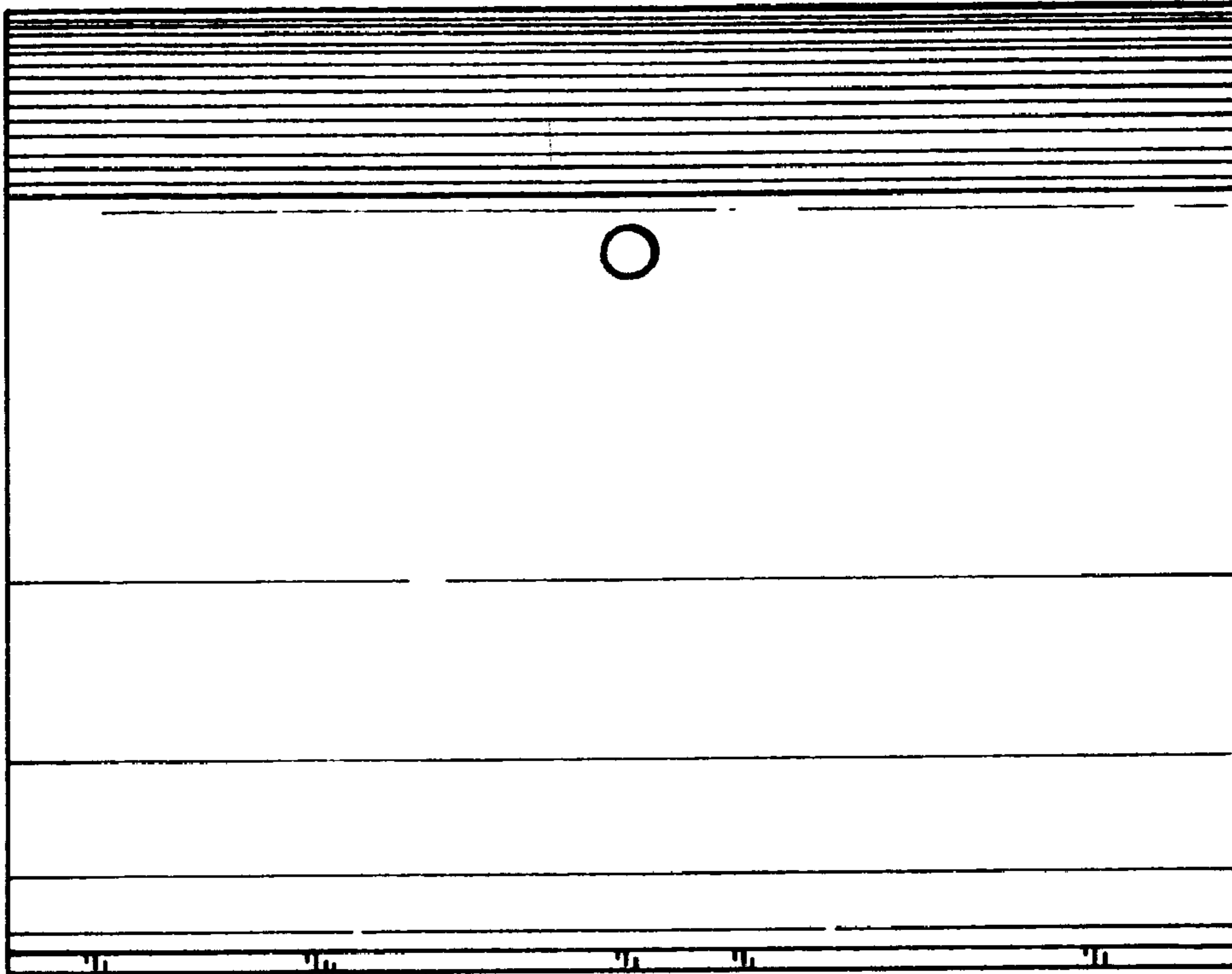
(57) **CLAIM**

The ornamental design for a frost and ice scraper, as shown and described.

DESCRIPTION

FIG. 1 is a front elevational view of the frost and ice scraper of the present invention;
FIG. 2 is a rear elevational view of the frost and ice scraper of FIG. 1;
FIG. 3 is a right side elevational view of the frost and ice scraper of FIG. 1, the left view being a mirror image thereof;
FIG. 4 is a top plan view of the frost and ice scraper of FIG. 1; and,
FIG. 5 is a bottom plan view of the frost and ice scraper of FIG. 1.

1 Claim, 1 Drawing Sheet



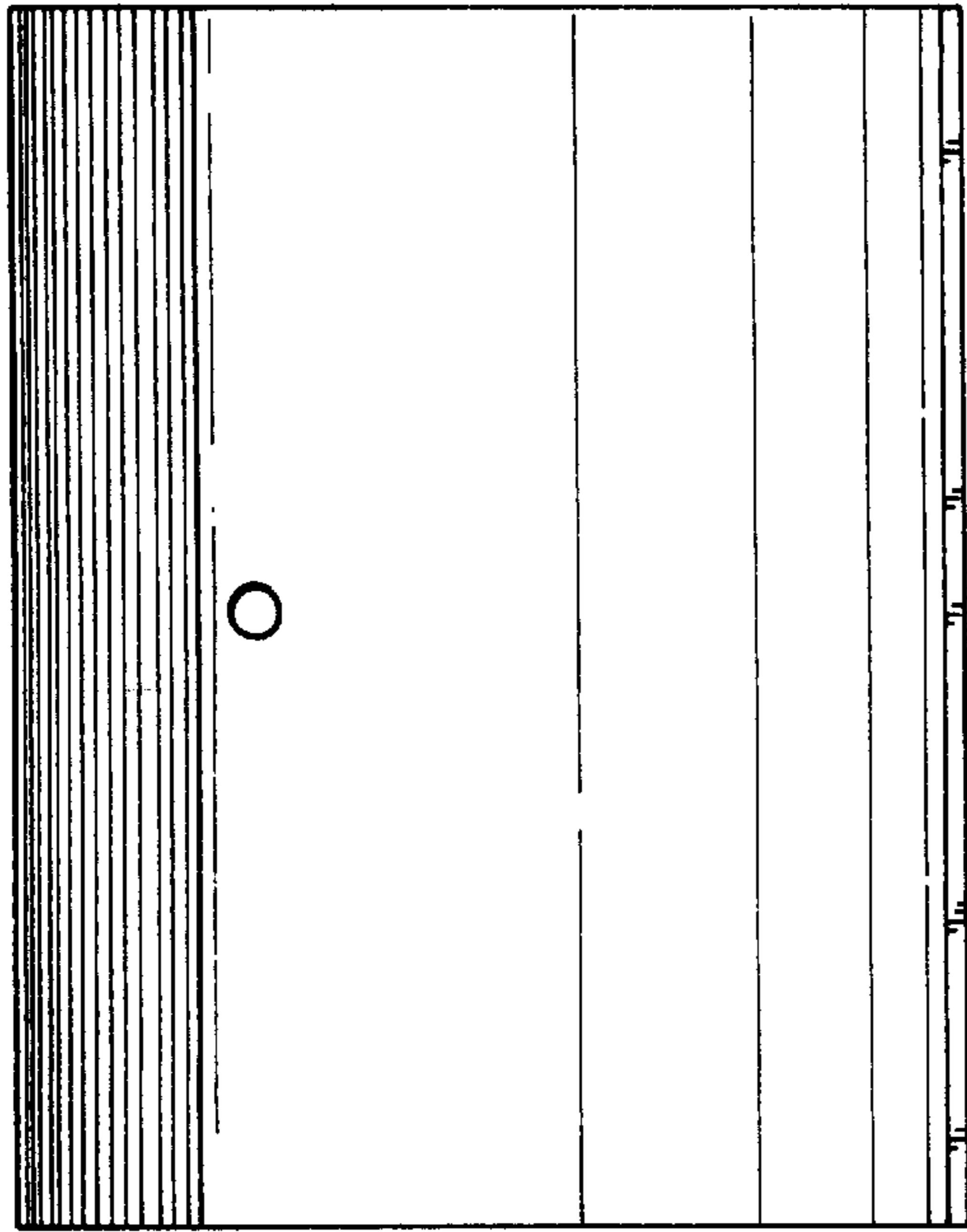


FIG. 1




FIG. 2



FIG. 3



FIG. 4



FIG. 5