



US00D450399B1

(12) **United States Design Patent**  
**Chang**

(10) **Patent No.:** **US D450,399 S**

(45) **Date of Patent:** **\*\* Nov. 13, 2001**

(54) **STRING LAMP**

(76) **Inventor:** **Chih-Chen Chang**, No. 32, Kuang Hua  
South Street, Hsinchu City (TW)

(\*\*) **Term:** **14 Years**

(21) **Appl. No.:** **29/127,855**

(22) **Filed:** **Aug. 15, 2000**

(51) **LOC (7) Cl.** ..... **26-04**

(52) **U.S. Cl.** ..... **D26/25; D11/121; D11/119**

(58) **Field of Search** ..... **D26/25, 73, 125,**  
**D26/126; D11/3, 6, 20, 21, 117, 119, 112,**  
**121, 125; 362/236, 240, 244, 246, 249,**  
**250, 253, 806, 807, 808**

(56) **References Cited**

**U.S. PATENT DOCUMENTS**

D. 170,403	*	9/1953	Saint-German	.....	D11/3
D. 360,701	*	7/1995	Glasstetter	.....	D26/25
D. 383,226	*	9/1997	Odierna	.....	D26/25
D. 386,445	*	11/1997	Odierna	.....	D11/121
D. 397,463	*	8/1998	Lee	.....	D26/25
D. 400,272	*	10/1998	Mount	.....	D26/25
D. 406,248	*	3/1999	Prineppi	.....	D11/121
D. 412,998	*	8/1999	Mount	.....	D26/25
D. 413,173	*	8/1999	Mount	.....	D26/25
D. 416,637	*	11/1999	Mount	.....	D26/25
1,640,282	*	8/1927	Migliacco	.....	362/806
1,758,982	*	5/1930	Seghers	.....	362/806
5,645,342	*	7/1997	Chang	.....	362/252
5,860,731	*	1/1999	Martinez	.....	362/252
5,915,827	*	6/1999	Wang	.....	362/252
5,967,644	*	10/1999	Pan	.....	362/249

5,975,717	*	11/1999	Rahman	.....	362/251
5,988,831	*	11/1999	Pan	.....	362/806
6,050,701	*	4/2000	Stone	.....	362/806
6,079,855	*	6/2000	Azeredo et al.	.....	362/806
6,086,222	*	7/2000	Juba et al.	.....	362/252
6,126,298	*	10/2000	Wu	.....	362/252
6,135,616	*	10/2000	Rahman	.....	362/806
6,155,697	*	12/2000	Ahroni	.....	362/252

**OTHER PUBLICATIONS**

Garrison Wagner Catalog, item No. X-5102, p. 70, Dec. 1942.\*

Garrison Wagner Catalog, items No. x7336 and x5980 p. 71, Dec. 1942.\*

Whiterhur Catalog., item B, p. 40, Dec. 1942.\*

\* cited by examiner

*Primary Examiner*—Cynthia E Ramirez

(74) *Attorney, Agent, or Firm*—Rosenberg, Klein & Lee

(57) **CLAIM**

The ornamental design for string lamp, as shown and described.

**DESCRIPTION**

FIG. 1 is a perspective view of string lamp showing my present design thereof;

FIG. 2 is a front view thereof;

FIG. 3 is a rear view thereof;

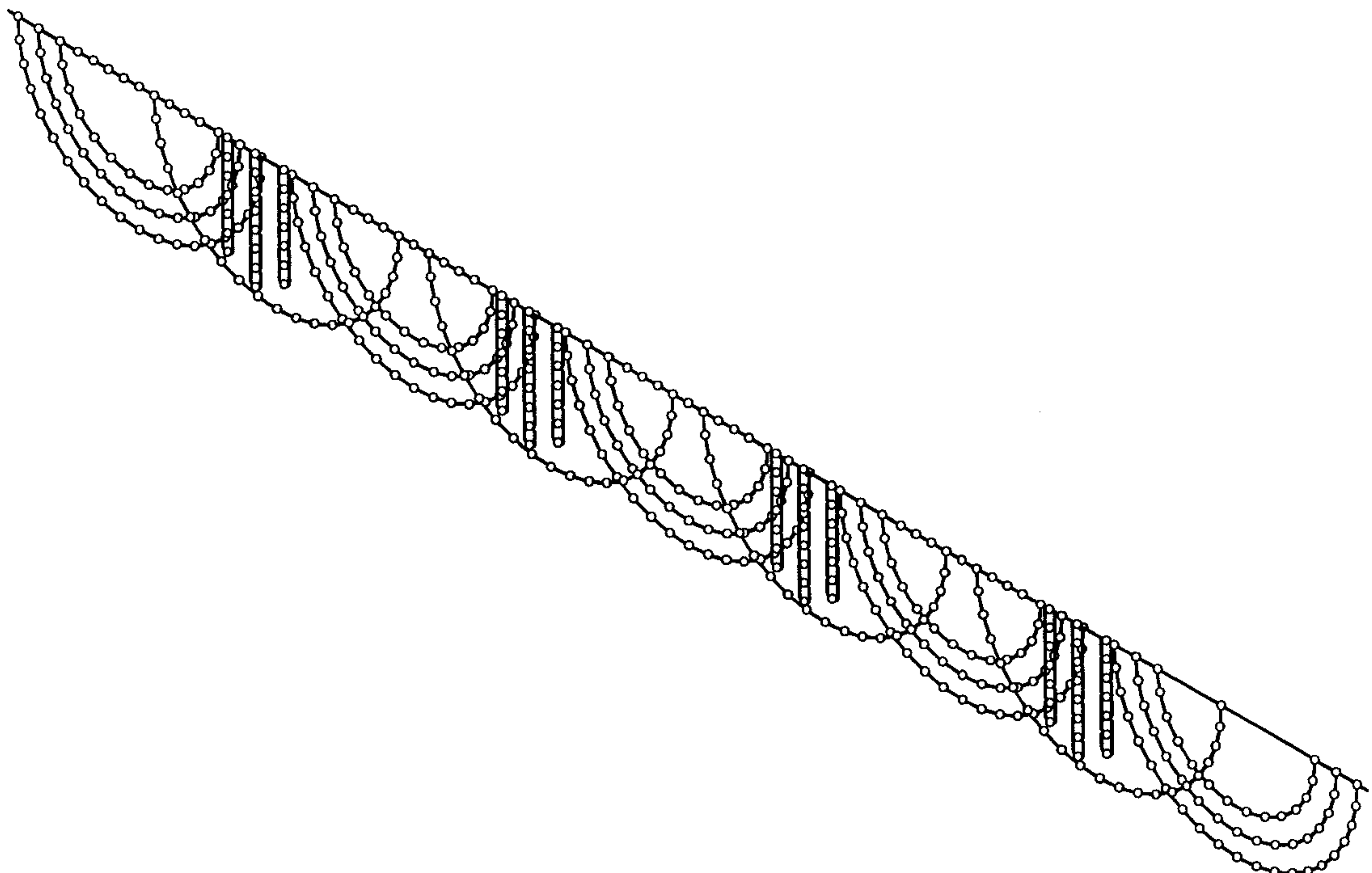
FIG. 4 is a left plan view thereof;

FIG. 5 is a right plan view thereof;

FIG. 6 is a top view thereof; and,

FIG. 7 is a bottom view.

**1 Claim, 5 Drawing Sheets**



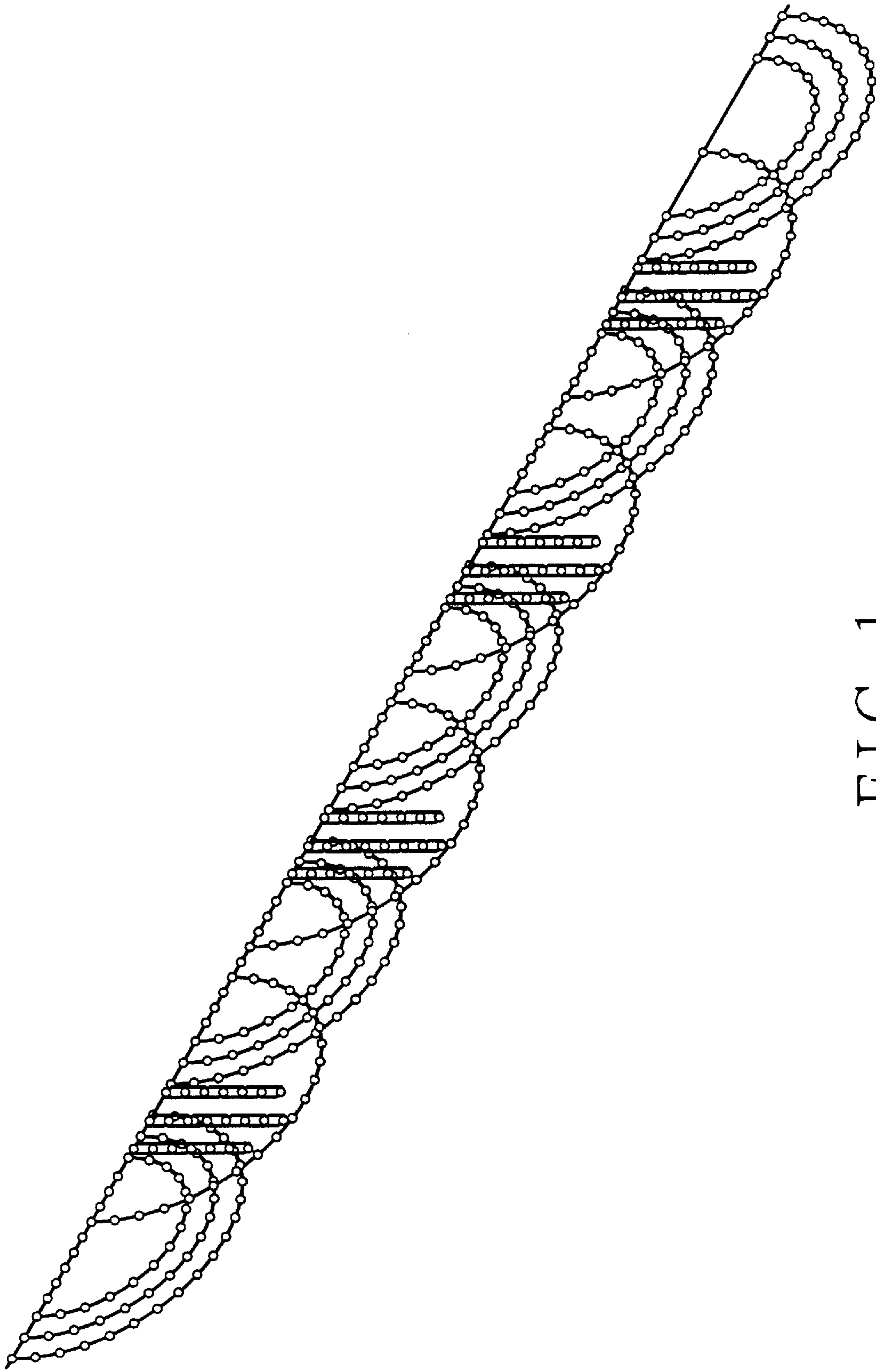


FIG. 1

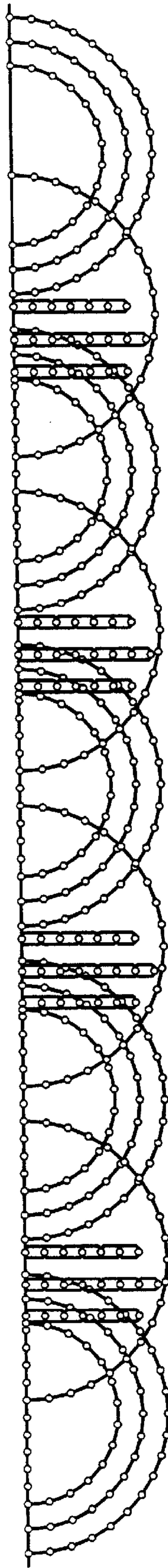


FIG. 2

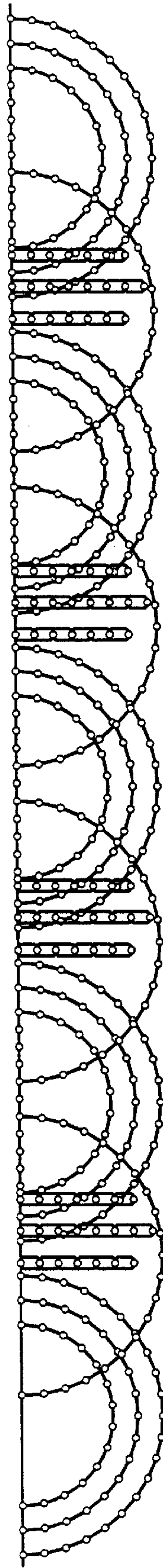


FIG. 3



FIG. 5



FIG. 4



FIG. 6



FIG. 7