



US00D450368B1

(12) **United States Design Patent**
Lummis

(10) **Patent No.:** **US D450,368 S**

(45) **Date of Patent:** **** Nov. 13, 2001**

(54) **JIG HEAD WITH WIRE FORM LEADER**

(75) **Inventor:** **Michael G. Lummis**, Kalamazoo, MI (US)

(73) **Assignee:** **LMN Enterprises, Inc.**, Kalamazoo, MI (US)

(**) **Term:** **14 Years**

(21) **Appl. No.:** **29/131,365**

(22) **Filed:** **Oct. 19, 2000**

(51) **LOC (7) Cl.** **22-05**

(52) **U.S. Cl.** **D22/129; D22/144**

(58) **Field of Search** **D22/125-133;**
43/42.06, 42.08, 42.37, 42.36, 42.28, 42.11,
42.13, 42.19, 42.24, 34, 42.31

(56) **References Cited**

U.S. PATENT DOCUMENTS

- D. 215,090 * 9/1969 Bruckner D22/128
- D. 346,200 * 4/1994 Hildebrandt et al. D22/128
- D. 405,497 * 2/1999 Phelps D22/126

- D. 408,883 * 4/1999 Snyder D22/126
- D. 413,647 * 9/1999 Laney D22/128
- D. 425,599 5/2000 Lummis D22/133
- 4,551,940 * 11/1985 East 43/42.11
- 6,155,000 * 12/2000 Ravencroft 43/42.31

* cited by examiner

Primary Examiner—Catherine R. Oliver

(74) *Attorney, Agent, or Firm*—Flynn, Thiel, Boutell & Tanis, P.C.

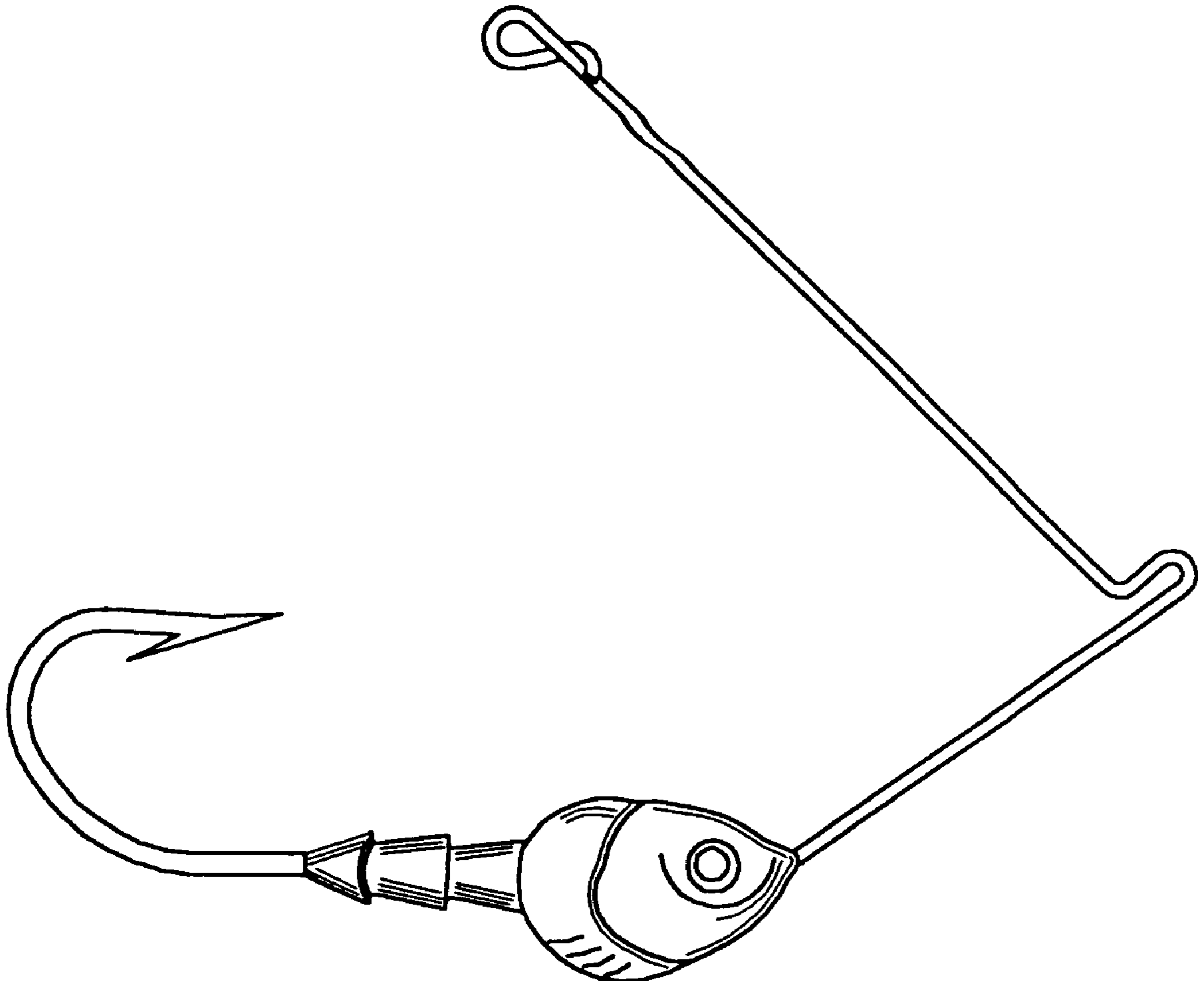
(57) **CLAIM**

The ornamental design for a jig head with wire form leader, as shown and described.

DESCRIPTION

FIG. 1 is a front view of a jig head with wire form leader embodying my new design;
FIG. 2 is a rear view thereof;
FIG. 3 is a left side view thereof;
FIG. 4 is a right side view thereof;
FIG. 5 is a top view thereof; and,
FIG. 6 is a bottom view thereof.

1 Claim, 1 Drawing Sheet



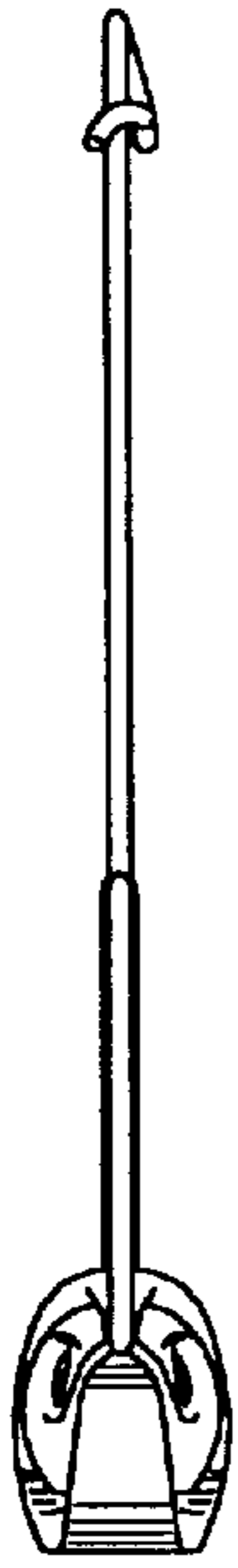


FIG. 1

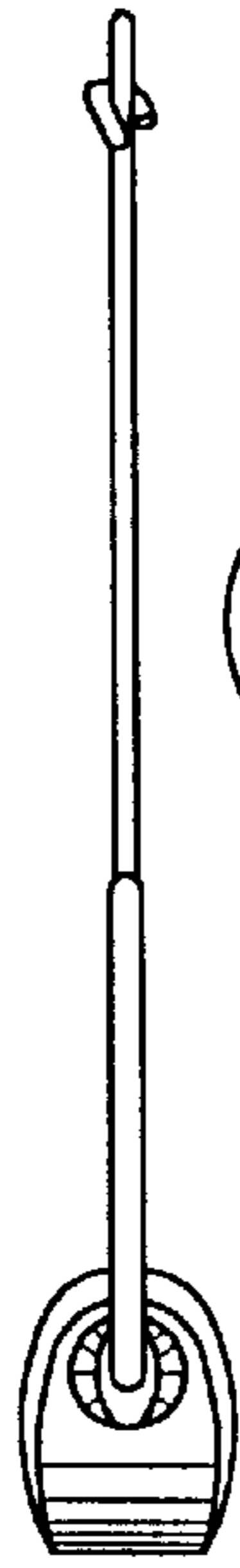


FIG. 2

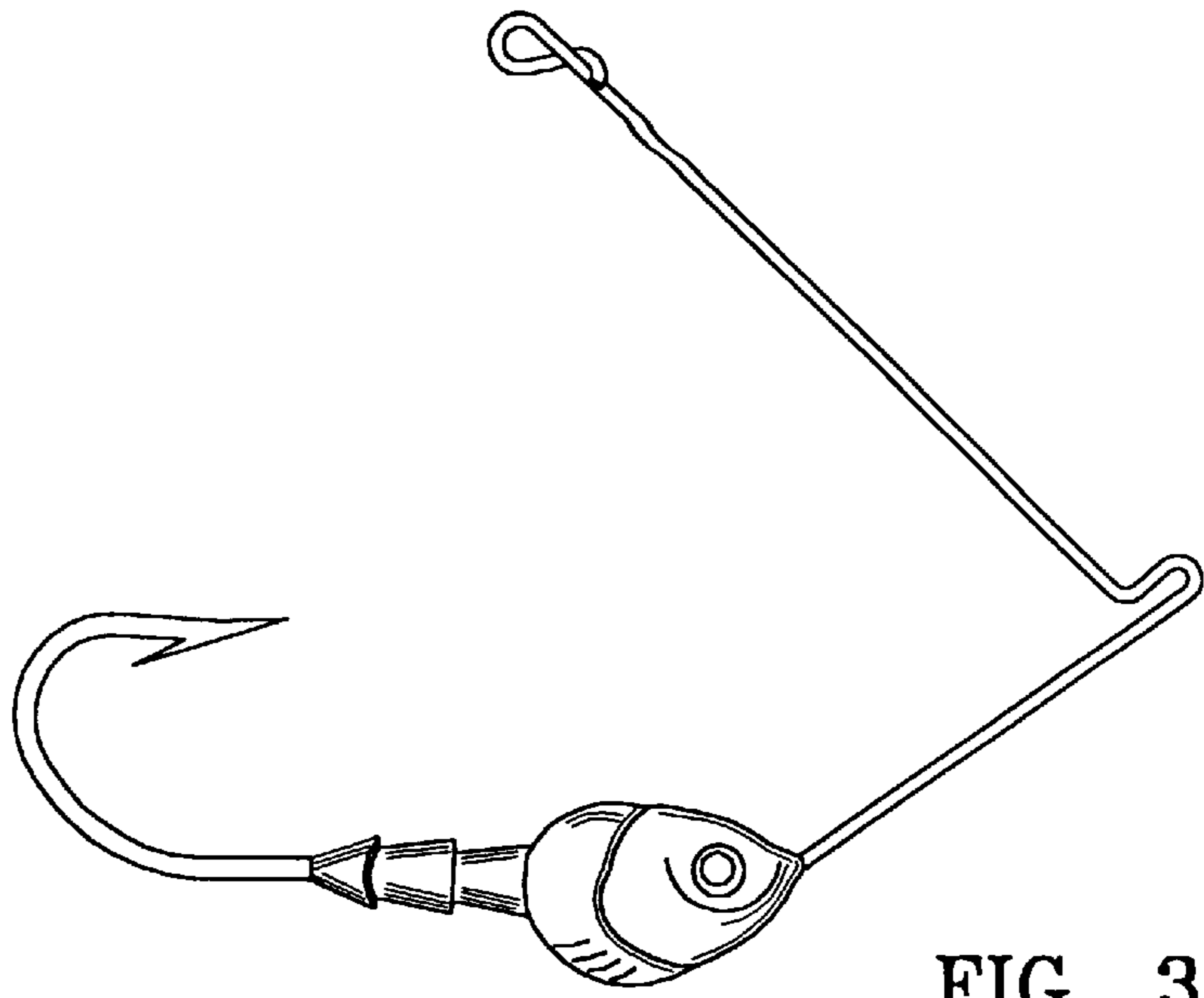


FIG. 3

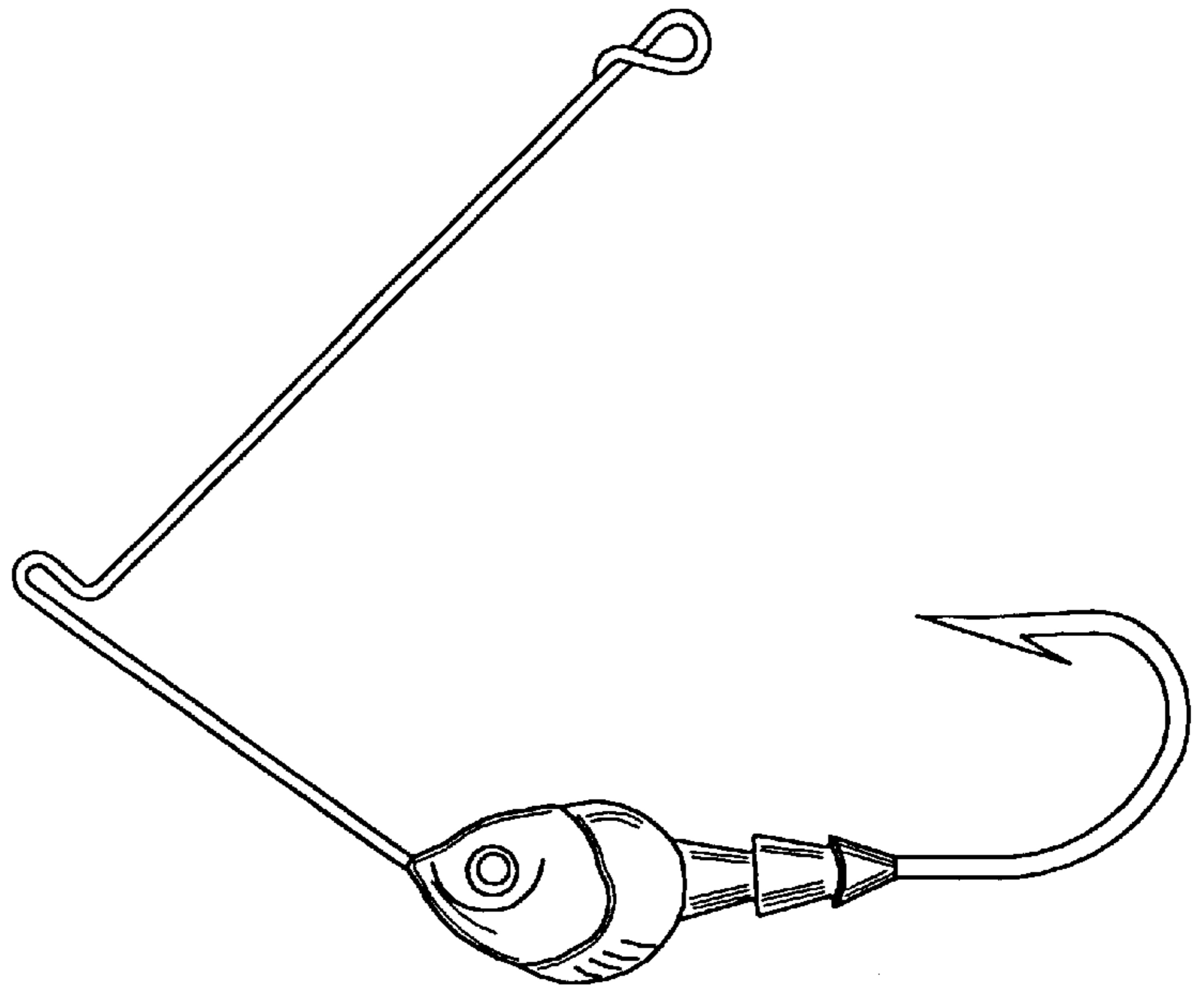


FIG. 4

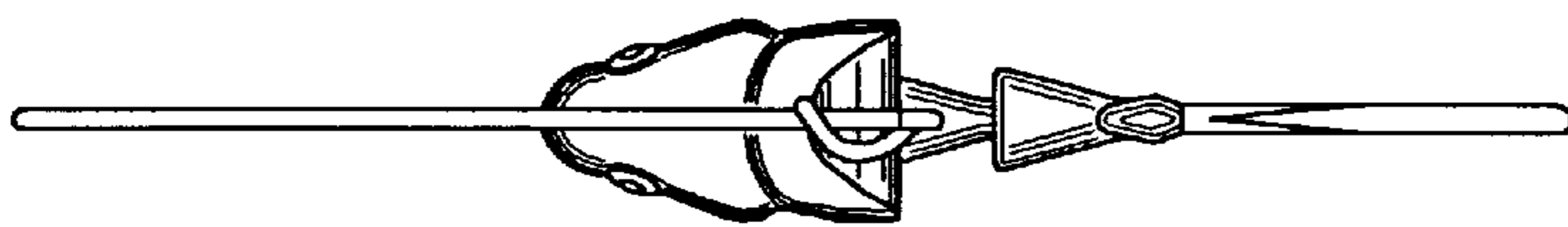


FIG. 5




FIG. 6