



US00D450363B1

(12) **United States Design Patent**
Mayer, II et al.

(10) **Patent No.:** **US D450,363 S**

(45) **Date of Patent:** **** Nov. 13, 2001**

(54) **ROCKER CHASSIS**

(75) Inventors: **Bruce A. Mayer, II**, 1131 Knox Pl.,
Apt. E, Greensboro, NC (US) 27407;
Vincent Bedard, Montreal (CA)

(73) Assignee: **Bruce A. Mayer, II**, Greensboro, NC
(US)

(**) Term: **14 Years**

(21) Appl. No.: **29/119,312**

(22) Filed: **Feb. 29, 2000**

Related U.S. Application Data

(60) Division of application No. 09/131,441, filed on Aug. 10,
1998, which is a continuation-in-part of application No.
08/677,711, filed on Jul. 10, 1996, now Pat. No. 5,791,665.

(51) **LOC (7) Cl.** **21-02**

(52) **U.S. Cl.** **D21/764**

(58) **Field of Search** D21/760, 763-764,
D21/771, 779; D2/902, 904, 946; 280/11.19,
11.2, 11.22, 11.26, 11.27, 809, 811

(56) **References Cited**

U.S. PATENT DOCUMENTS

- D. 238,386 * 1/1976 Smith D21/764
- D. 241,868 * 10/1976 Smith D21/764
- D. 346,192 * 4/1994 Miller et al. D21/764

- D. 354,538 * 1/1995 Skerbinjek D21/764
- D. 359,542 * 6/1995 Sherman et al. D21/764
- D. 369,635 * 5/1996 Lu D21/764
- 5,791,665 * 8/1998 Mayer, II 280/11.22

* cited by examiner

Primary Examiner—Raphael Barkai

(74) *Attorney, Agent, or Firm*—Dorsey & Whitney LLP

(57) **CLAIM**

The ornamental design for a rocker chassis, as shown and described.

DESCRIPTION

FIG. 1 is a right side elevational view of the rocker chassis of the present design;

FIG. 2 is a rear elevational view of the rocker chassis shown in FIG. 1;

FIG. 3 is a front elevational view of the rocker chassis shown in FIG. 1;

FIG. 4 is a left side elevational view of the rocker chassis shown in FIG. 1;

FIG. 5 is a top plan view of the rocker chassis shown in FIG. 1; and,

FIG. 6 is a bottom plan view of the rocker chassis shown in FIG. 1.

The broken lines shown in FIGS. 1-6 are for illustrative purposes only and form no part of the claimed design.

1 Claim, 4 Drawing Sheets





Fig. 1




Fig. 2

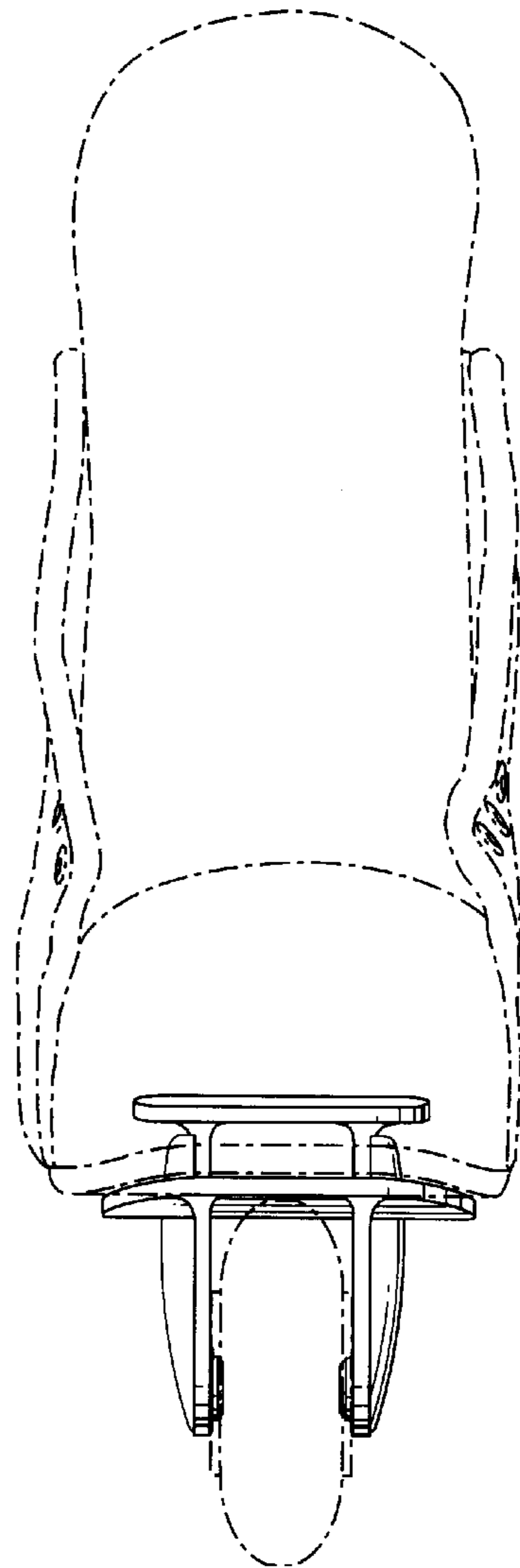


Fig. 3



Fig. 4

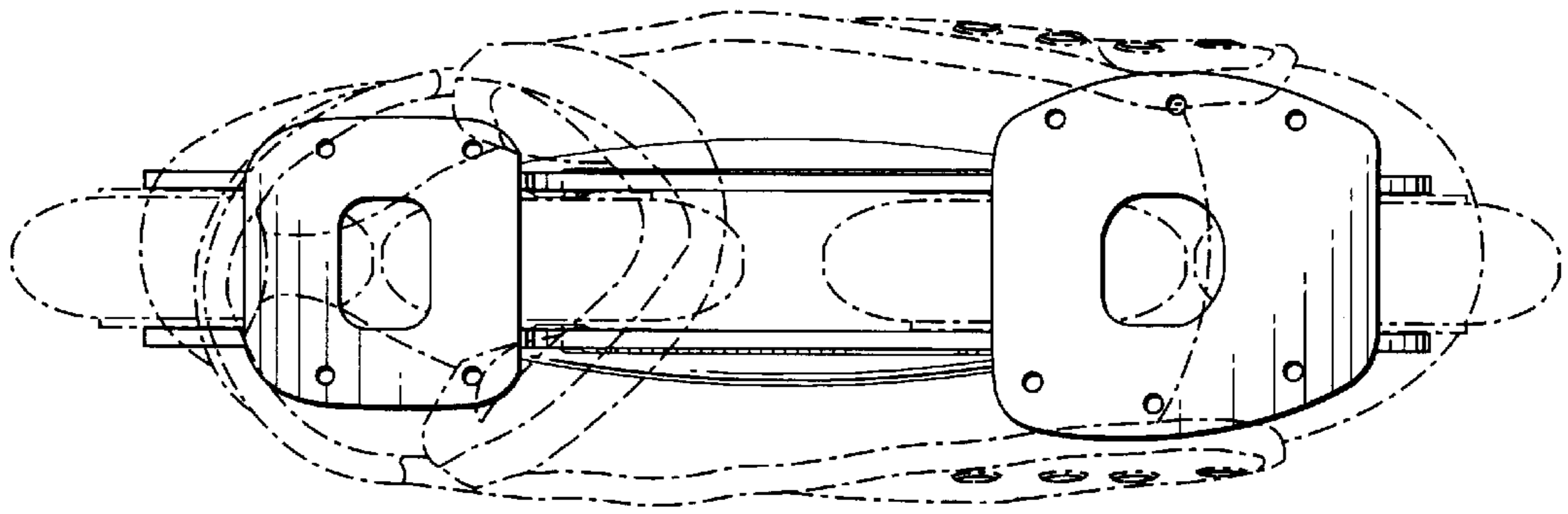


Fig. 5

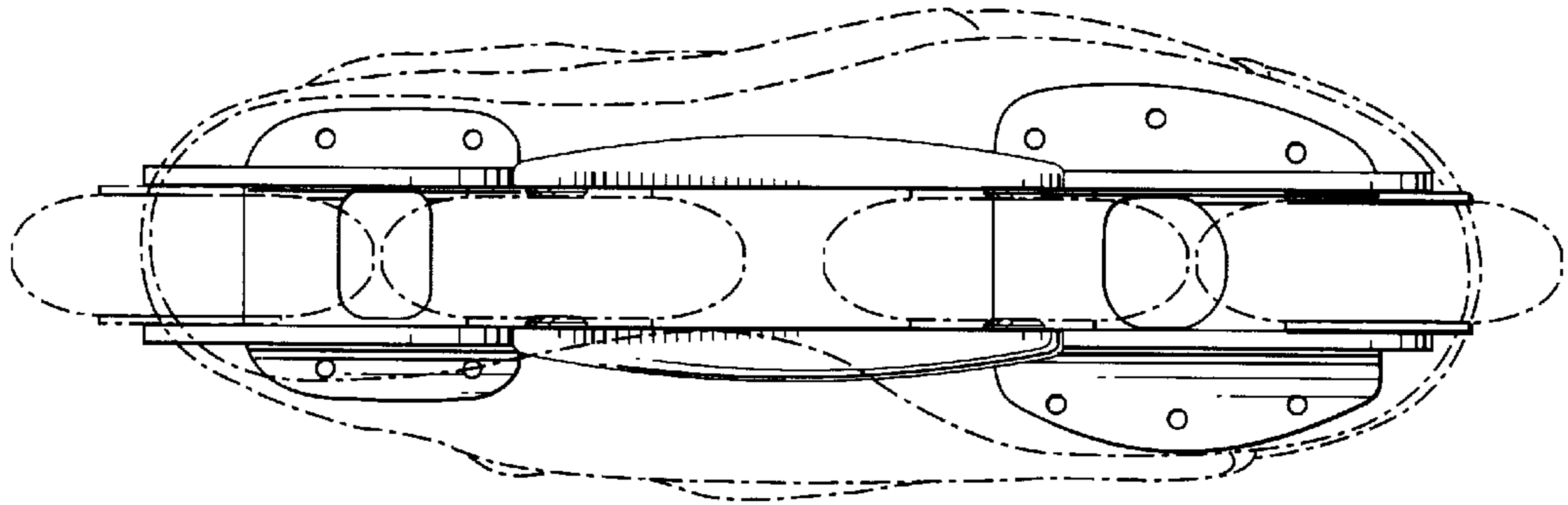


Fig. 6