



US00D450354B1

(12) **United States Design Patent**
Tsai

(10) **Patent No.:** **US D450,354 S**

(45) **Date of Patent:** **** Nov. 13, 2001**

(54) **SCOOTER**

(76) Inventor: **Shui-Te Tsai**, No. 12, Lane 441, Pu Na Street, Chang Hua (TW)

(**) Term: **14 Years**

(21) Appl. No.: **29/139,586**

(22) Filed: **Nov. 28, 2000**

(51) **LOC (7) Cl.** **21-01**

(52) **U.S. Cl.** **D21/423**

(58) **Field of Search** D21/419, 421, D21/423, 424, 426, 435, 533, 760, 765, 771; D12/107, 110-112; 280/87.01, 87.021, 87.041, 87.042, 87.05; 180/181, 216

(56) **References Cited**

U.S. PATENT DOCUMENTS

- D. 326,290 * 5/1992 Badgey D21/423
- D. 337,794 * 7/1993 Cornett D21/423
- D. 438,911 * 3/2001 Chen D21/423
- 5,775,452 * 7/1998 Patmont 180/181

5,848,660 * 12/1998 McGreen 280/87.041

6,095,274 * 8/2000 Patmont 180/181

6,206,387 * 3/2001 Tsai 280/87.041

* cited by examiner

Primary Examiner—Raphael Barkai

(74) *Attorney, Agent, or Firm*—Browdy and Neimark


(57) **CLAIM**

The ornamental design for a “scooter”, as shown and described.

DESCRIPTION

- FIG. 1 shows a perspective view of the present design.
- FIG. 2 shows a right elevational view of the present design.
- FIG. 3 shows a top plan view of the present design.
- FIG. 4 shows a front elevational view of the present design.
- FIG. 5 shows a bottom plan view of the present design.
- FIG. 6 shows a left elevational view of the present design; and,
- FIG. 7 shows a rear elevational view of the present design.

1 Claim, 7 Drawing Sheets






FIG. 1

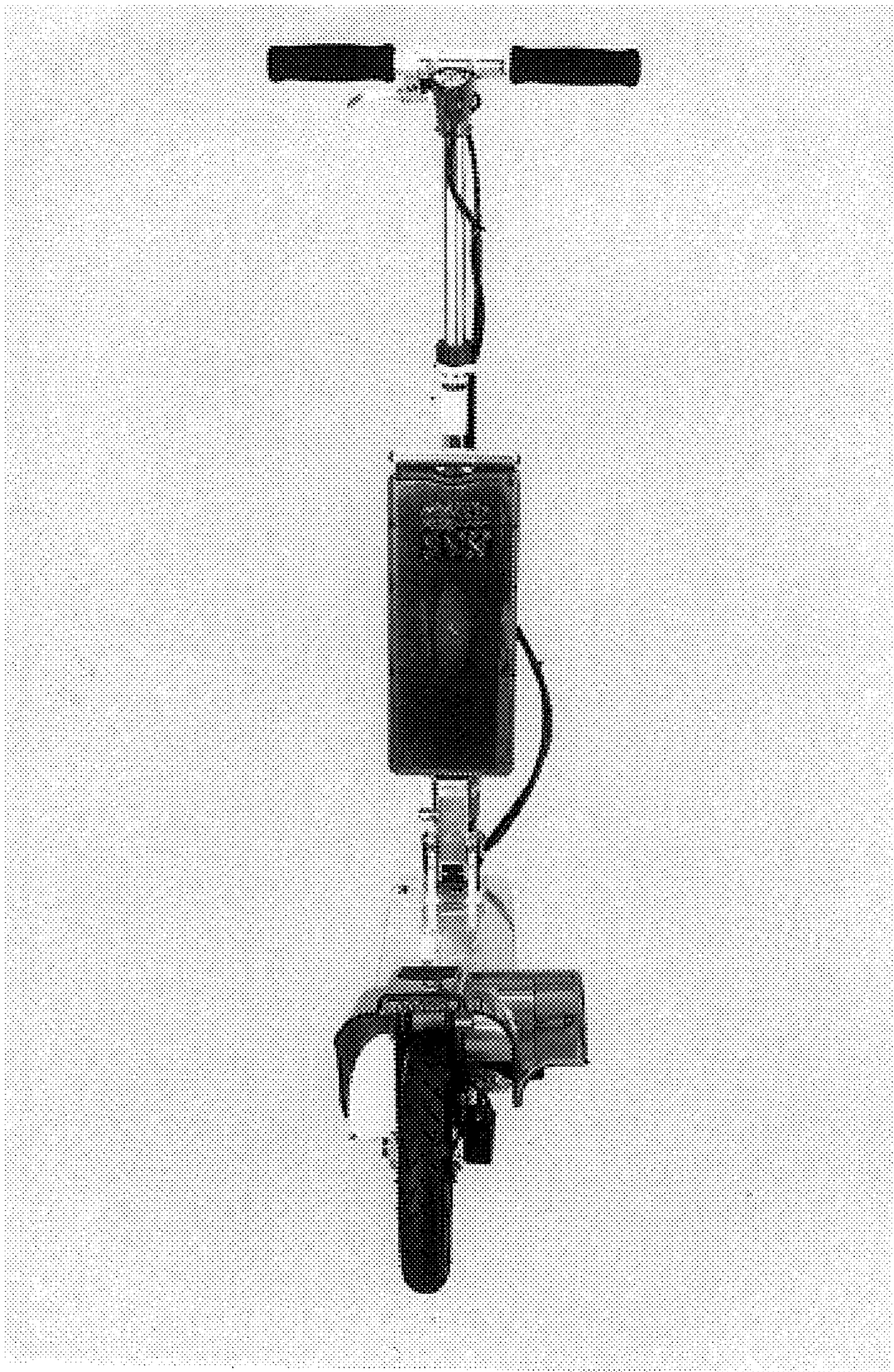


FIG. 2




FIG. 3




FIG. 4




FIG. 5




FIG. 6



FIG. 7