



US00D450351B1

(12) **United States Design Patent**
Fong

(10) **Patent No.:** **US D450,351 S**

(45) **Date of Patent:** **** Nov. 13, 2001**

(54) **FOLDABLE GAME BOARD WITH FASTENER FOR CHECKERS**

(75) Inventor: **Bruce Fong**, Kowloon Bay (HK)

(73) Assignee: **Sleep Innovations Inc.**, West Long Branch, NJ (US)

(**) Term: **14 Years**

5,127,652	7/1992	Unger .
5,197,742	3/1993	Bendit .
5,281,185	1/1994	Lee .
5,388,838	2/1995	Bohrer .
5,577,730	11/1996	Vannozzi .
5,676,580	10/1997	Farrar .
5,732,947	3/1998	Noack .
5,833,512	11/1998	Nicola .
5,868,429	2/1999	Raymond et al. .

* cited by examiner

(21) Appl. No.: **29/136,881**

(22) Filed: **Feb. 8, 2001**

(51) **LOC (7) Cl.** **21-01**

(52) **U.S. Cl.** **D21/335; D21/342; D21/349; D21/366**

(58) **Field of Search** D21/334, 335, D21/342-345, 348, 349, 363, 366; 273/236, 258, 260, 271, 281, 282.1, 282.2, 285, 288, 291

(56) **References Cited**

U.S. PATENT DOCUMENTS

D. 226,102	*	1/1973	Klevtsov	D21/335
D. 226,570	*	3/1973	Neece	D21/335
D. 264,357	*	5/1982	Martin	D21/335
D. 301,346		5/1989	Sjostrand et al. .		
D. 354,920		1/1995	Moradinia .		
D. 389,873	*	1/1998	Peterson	D21/349
D. 405,127	*	2/1999	Bao	D21/349
1,781,529	*	11/1930	Shulman	273/260
3,458,216	*	7/1969	Harrison	273/285
4,032,152	*	6/1977	Schifman	273/258
4,261,576		4/1981	Friedenthal .		

Primary Examiner—Sandra L. Morris
(74) *Attorney, Agent, or Firm*—Ezra Sutton

(57) **CLAIM**

The ornamental design for a foldable game board with fastener for checkers, as shown and described.

DESCRIPTION

FIG. 1 is a perspective view showing the foldable game board with fastener for checkers in a folded configuration embodying my new design;

FIG. 2 is a perspective view showing the foldable game board with fastener for checkers in an open configuration embodying my new design;

FIG. 3 is a front view of the open configuration thereof;

FIG. 4 is a back view of the open configuration thereof;

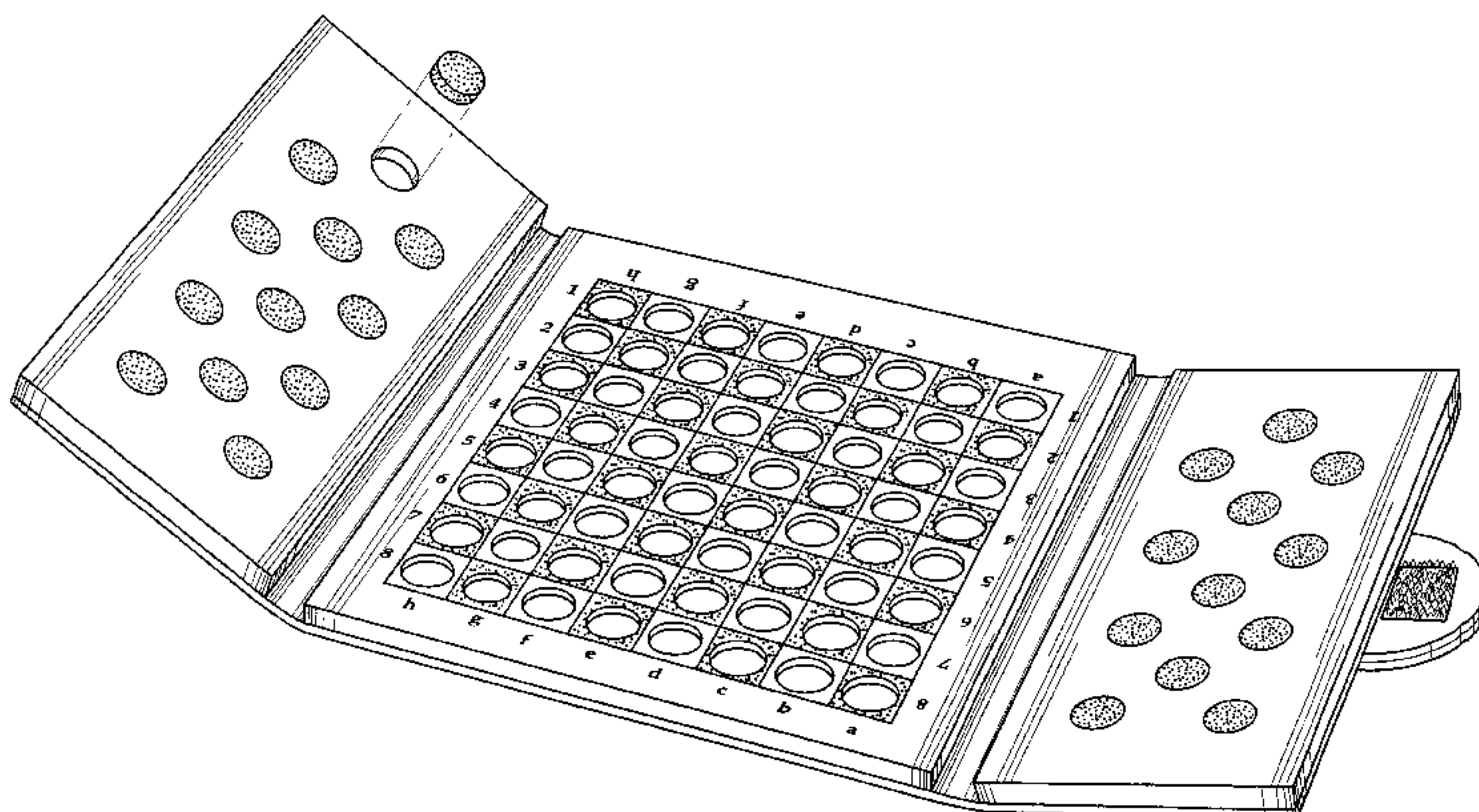
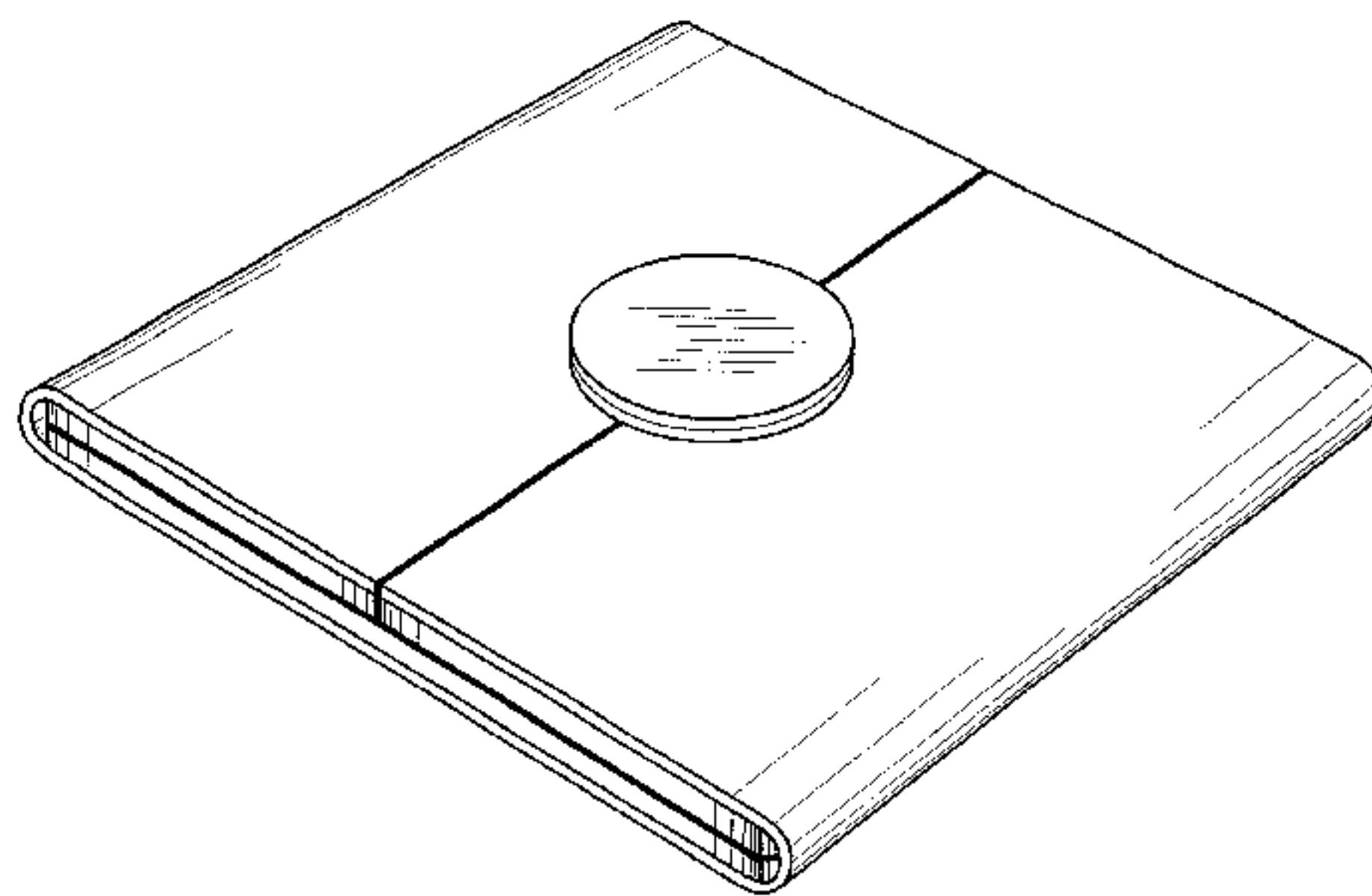
FIG. 5 is a right side view of the open configuration thereof;

FIG. 6 is a left side view of the open configuration thereof;

FIG. 7 is a front end view of the open configuration thereof; and,

FIG. 8 is a rear end view of the open configuration thereof.

1 Claim, 5 Drawing Sheets



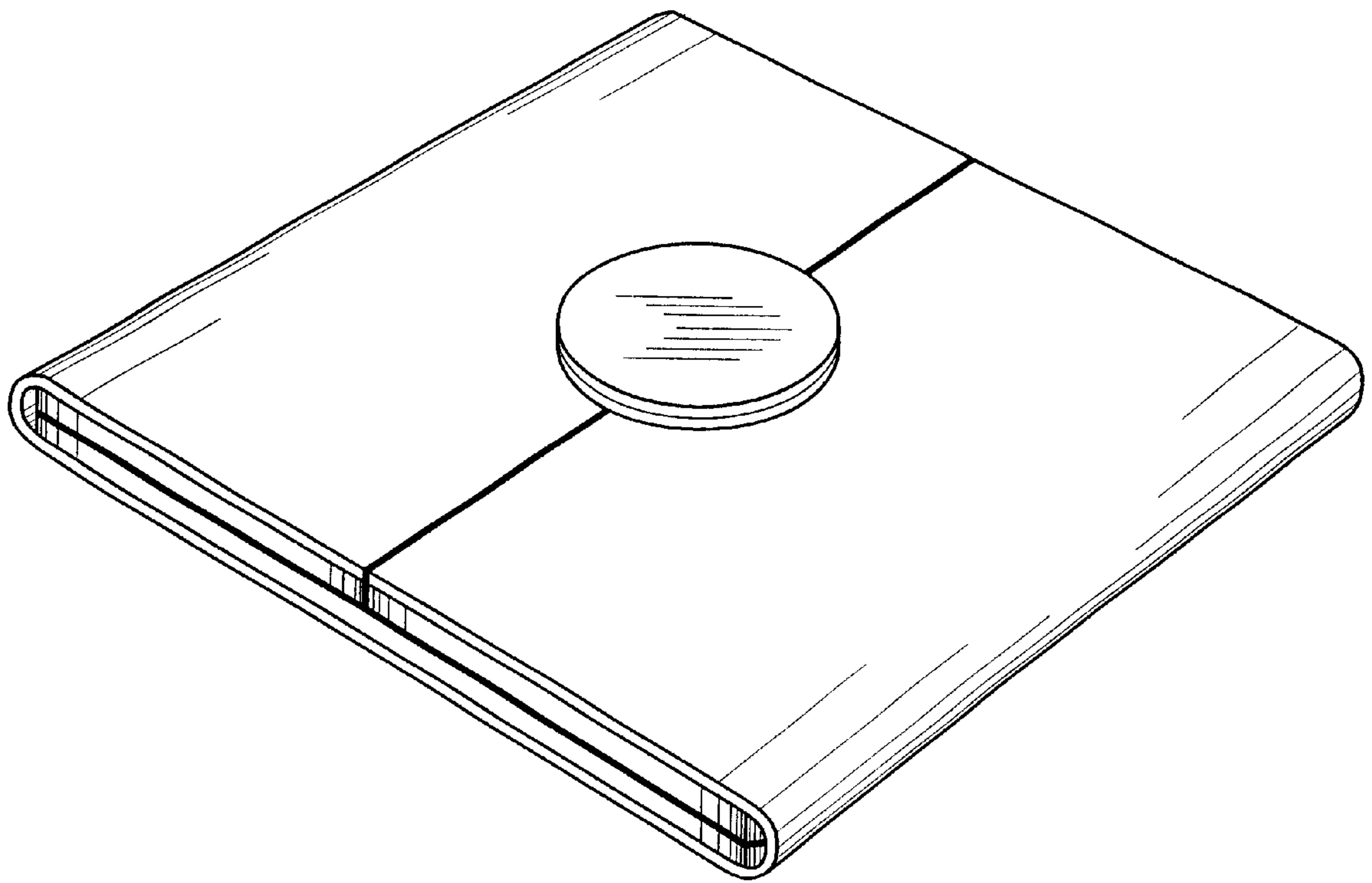


FIG. 1

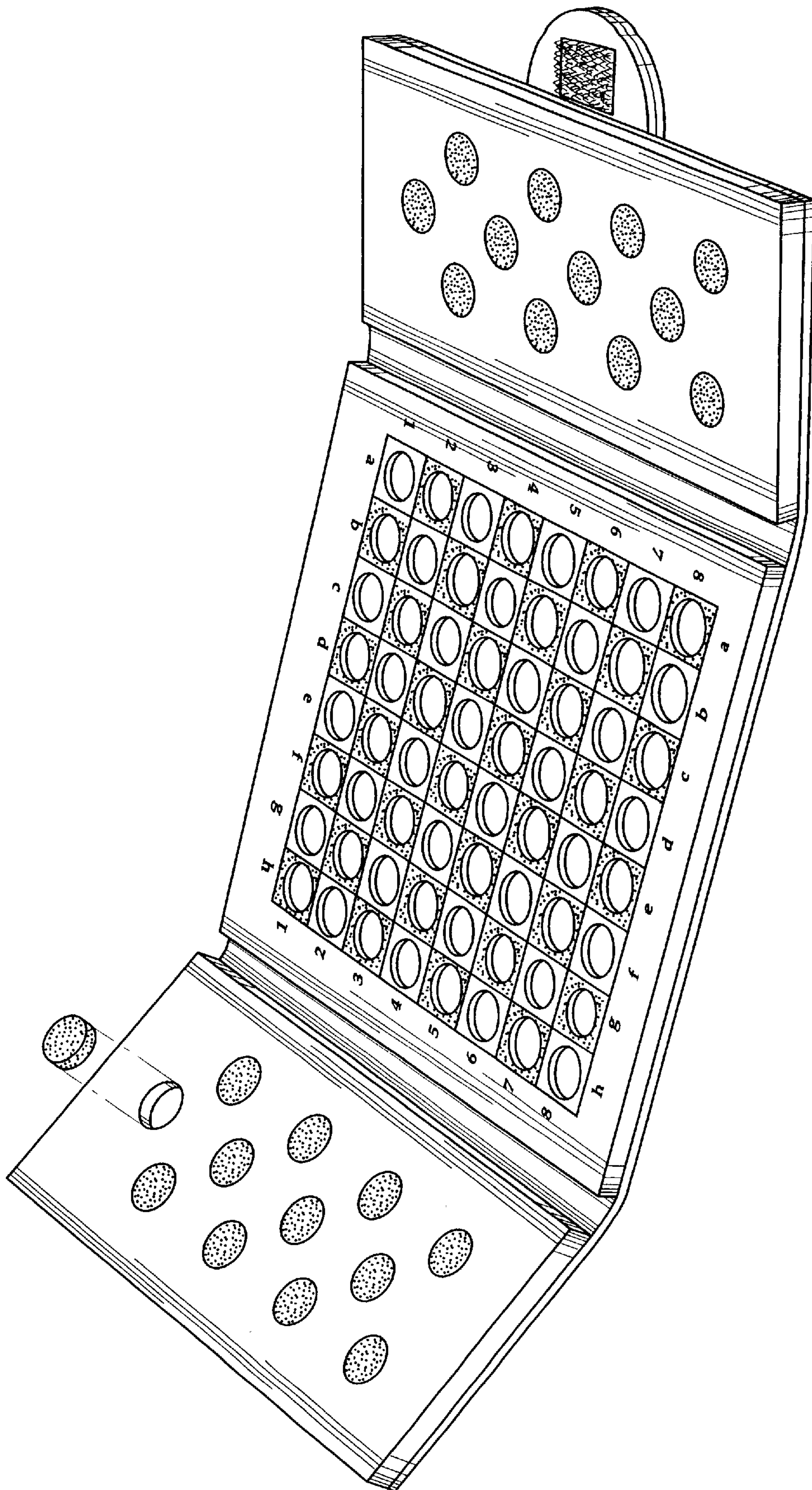


FIG. 2

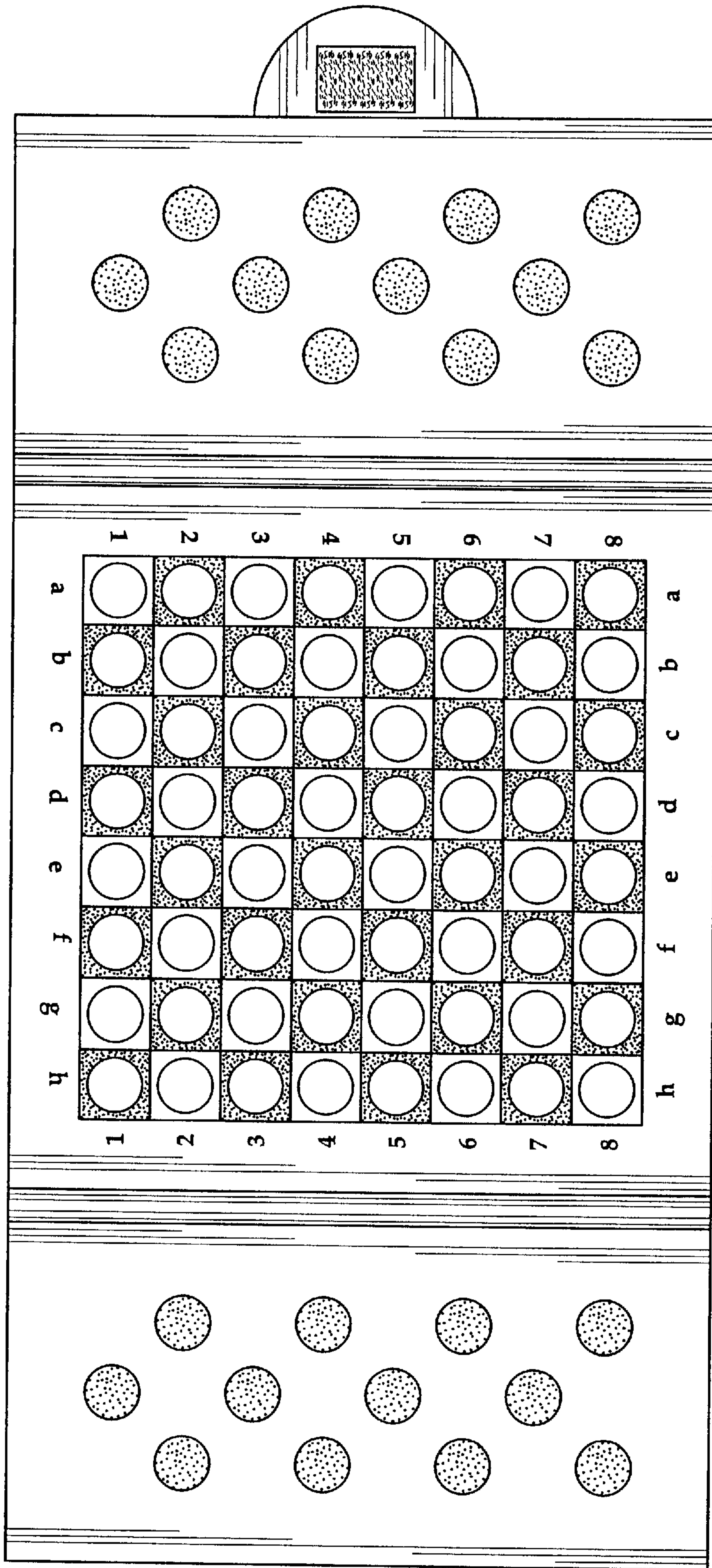


FIG. 3




FIG. 4




FIG. 5




FIG. 6



FIG. 7



FIG. 8