



US00D450349B1

(12) **United States Design Patent**
Isaacs

(10) **Patent No.:** **US D450,349 S**

(45) **Date of Patent:** **** Nov. 13, 2001**

(54) **NOSE CLIP**

(75) Inventor: **Judah Isaacs**, Far Rockaway, NY (US)

(73) Assignee: **Innovative Premiums**, Oceanside, NY (US)

(**) Term: **14 Years**

(21) Appl. No.: **29/145,496**

(22) Filed: **Jul. 24, 2001**

D. 156,623	12/1949	Harmon, Jr. .	
D. 240,715	7/1976	Schwartz .	
D. 254,898	5/1980	Buerk .	
D. 259,180	5/1981	Zeiger .	
D. 259,702	6/1981	Richmond .	
D. 308,340	6/1990	Ilsen et al. .	
D. 349,726	8/1994	Radmilovic et al. .	
D. 413,145	8/1999	Brescia et al. .	
D. 421,052	2/2000	Yazawa .	
D. 424,110	5/2000	Hu .	
D. 431,599	10/2000	Izushima .	
D. 444,032	* 6/2001	Isaacs	D7/510

Related U.S. Application Data

(60) Continuation of application No. 29/135,816, filed on Jan. 19, 2001, which is a division of application No. 29/131,561, filed on Oct. 24, 2000, now Pat. No. Des. 444,032.

(51) **LOC (7) Cl.** **19-06**

(52) **U.S. Cl.** **D19/56; D19/42**

(58) **Field of Search** D7/510; D19/35, D19/36, 41, 42-51, 53-56, 57, 58, 81-85; 401/98, 202, 213, 243-247, 262, 104-106; 24/10 R, 11 R, 11 PP, 11 CC, 11 F, 11 P

(56) **References Cited**

U.S. PATENT DOCUMENTS

D. 7,510	6/1874	Smith et al. .
D. 46,691	11/1914	Pearce .
D. 56,359	10/1920	Hambaugh .
D. 89,830	5/1933	Hill .
D. 95,938	6/1935	Sypher .
D. 99,262	4/1936	Bienenstein .

* cited by examiner

Primary Examiner—Martie K. Holtje

(74) *Attorney, Agent, or Firm*—Helfgott & Karas, P.C.

(57) **CLAIM**

The ornamental design for a nose clip, as shown and described.

DESCRIPTION

FIG. 1 is a perspective view of an nose clip showing my new design, with the dotted lines herein and in FIGS. 2 through 6 showing the environment of use and forming no part of the claimed invention;

FIG. 2 is a top view thereof;

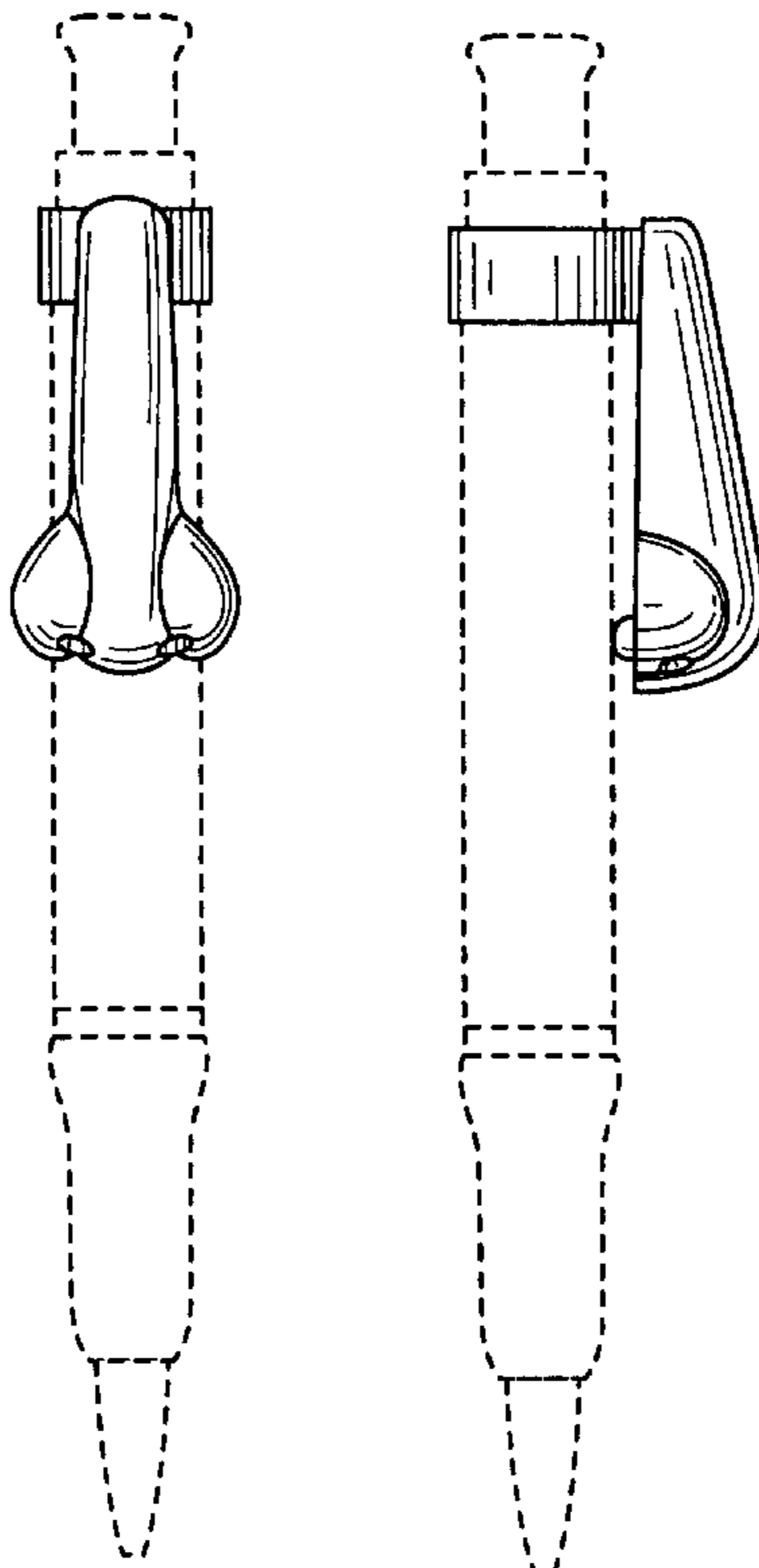
FIG. 3 is a front elevation view thereof;

FIG. 4 is a side elevation view thereof;

FIG. 5 is a bottom view thereof; and,

FIG. 6 is a rear view thereof.

1 Claim, 2 Drawing Sheets






FIG. 2

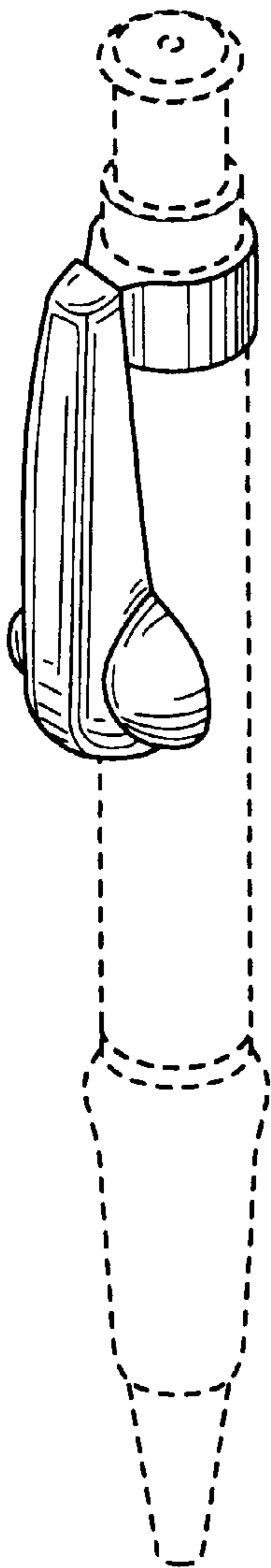


FIG. 1

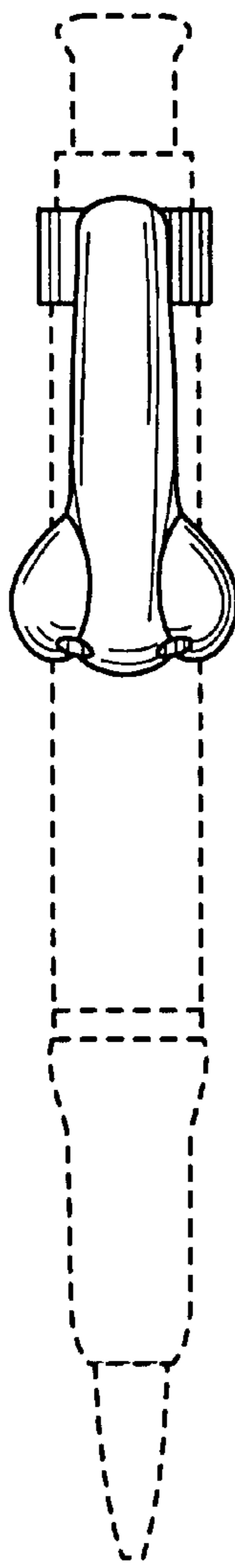


FIG. 3

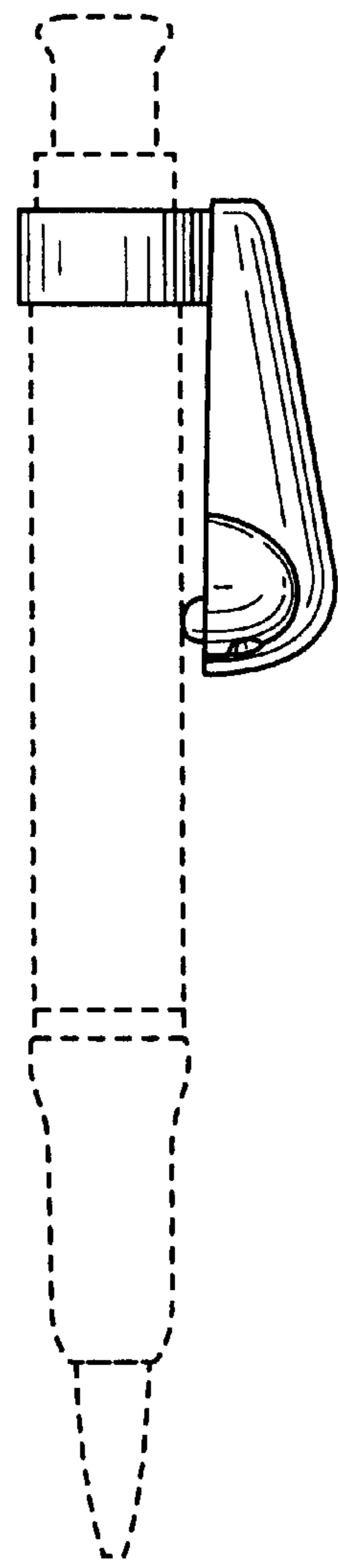


FIG. 4




FIG. 5




FIG. 6