



US00D450347B1

(12) **United States Design Patent**
Keda

(10) **Patent No.:** **US D450,347 S**

(45) **Date of Patent:** **** Nov. 13, 2001**

(54) **WRITING INSTRUMENT**

(75) Inventor: **Tadashi Keda**, Kawagoe (JP)

(73) Assignee: **Kotobuki & Co., Ltd.**, Kyoto (JP)

(**) Term: **14 Years**

(21) Appl. No.: **29/137,204**

(22) Filed: **Feb. 16, 2001**

(30) **Foreign Application Priority Data**

Aug. 19, 2000 (JP) 12-026585

(51) **LOC (7) Cl.** **19-06**

(52) **U.S. Cl.** **D19/51; D19/55; D19/56**

(58) **Field of Search** D19/35, 36, 41-51,
D19/53-58, 81-85; 401/6, 7, 85, 88, 99,
100, 104-106, 110-117, 209

(56) **References Cited**

U.S. PATENT DOCUMENTS

- D. 121,406 * 7/1940 Whitehouse D19/51
- D. 188,266 * 6/1960 Bunn et al. D19/51
- D. 280,421 * 9/1985 Giugiaro D19/49
- D. 363,084 * 10/1995 Hollington D19/51
- D. 388,825 * 1/1998 Kouda D19/49

- D. 395,875 * 7/1998 Aiken et al. D19/51 X
- D. 441,793 * 5/2001 Takemura D19/51
- 1,920,770 * 8/1933 Tefft et al. 401/85

* cited by examiner

Primary Examiner—Martie K. Holtje

(74) *Attorney, Agent, or Firm*—McGinn & Gibb, PLLC

(57) **CLAIM**

The ornamental design for a writing instrument, as shown and described.

DESCRIPTION

FIG. 1 is a front elevational view of a writing instrument according to a first embodiment of the present invention; FIG. 2 is a right side elevational view of the writing instrument of FIG. 1, the left side being a mirror image of the right side; FIG. 3 is a rear elevational view of the writing instrument of FIG. 1; FIG. 4 is a top plan view of the writing instrument of FIG. 1; FIG. 5 is a bottom plan view of the writing instrument of FIG. 1; and, FIG. 6 is a perspective view of the writing instrument of FIG. 1, with the writing tip being projected outward.

1 Claim, 2 Drawing Sheets



FIG. 2

FIG. 1

FIG. 3

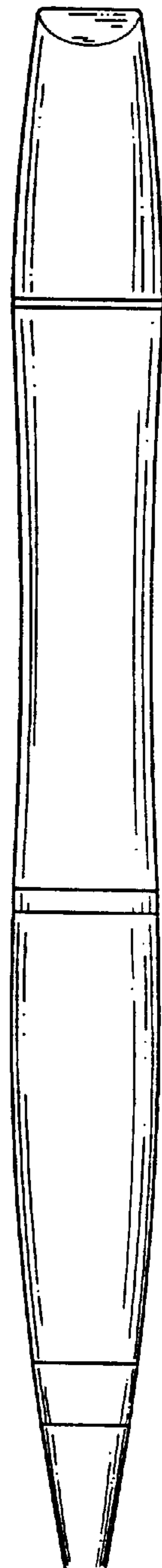

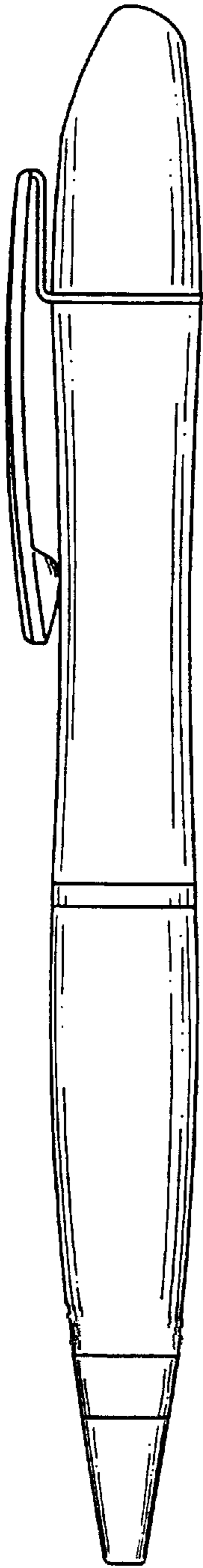


FIG. 6




FIG. 4




FIG. 5

