



US00D450314B1

(12) **United States Design Patent**
Mattis

(10) **Patent No.:** **US D450,314 S**

(45) **Date of Patent:** **** Nov. 13, 2001**

(54) **REMOTE TELEVISION CONTROL**

(75) Inventor: **Hans-Werner Mattis**, Darmstadt (DE)

(73) Assignee: **Büro Croÿ GbR Clemens Croÿ**,
Frankfurt (DE)

(**) Term: **14 Years**

(21) Appl. No.: **29/133,102**

(22) Filed: **Nov. 22, 2000**

(30) **Foreign Application Priority Data**

May 22, 2000 (DE) 400 05 124

(51) **LOC (7) Cl.** **14-03**

(52) **U.S. Cl.** **D14/218**

(58) **Field of Search** D14/217, 218,
D14/192, 165, 163; D13/168; 348/734;
455/151.1, 151.2, 151.3, 151.4, 152.1, 352-355;
200/331; D10/104, 106

(56) **References Cited**

U.S. PATENT DOCUMENTS

D. 219,028 * 10/1970 Miller et al. D14/218

D. 354,489 * 1/1995 Patton et al. D14/218

D. 392,945 * 3/1998 Barry et al. D13/168

D. 427,993 * 7/2000 Seal D14/218

* cited by examiner

Primary Examiner—Louis S. Zarfaz

Assistant Examiner—Gregory Andoll

(74) *Attorney, Agent, or Firm*—Arnold B. Silverman;
Eckert Seamans Cherin & Mellott, LLC

(57) **CLAIM**

The ornamental design for a remote television control, as shown and described.

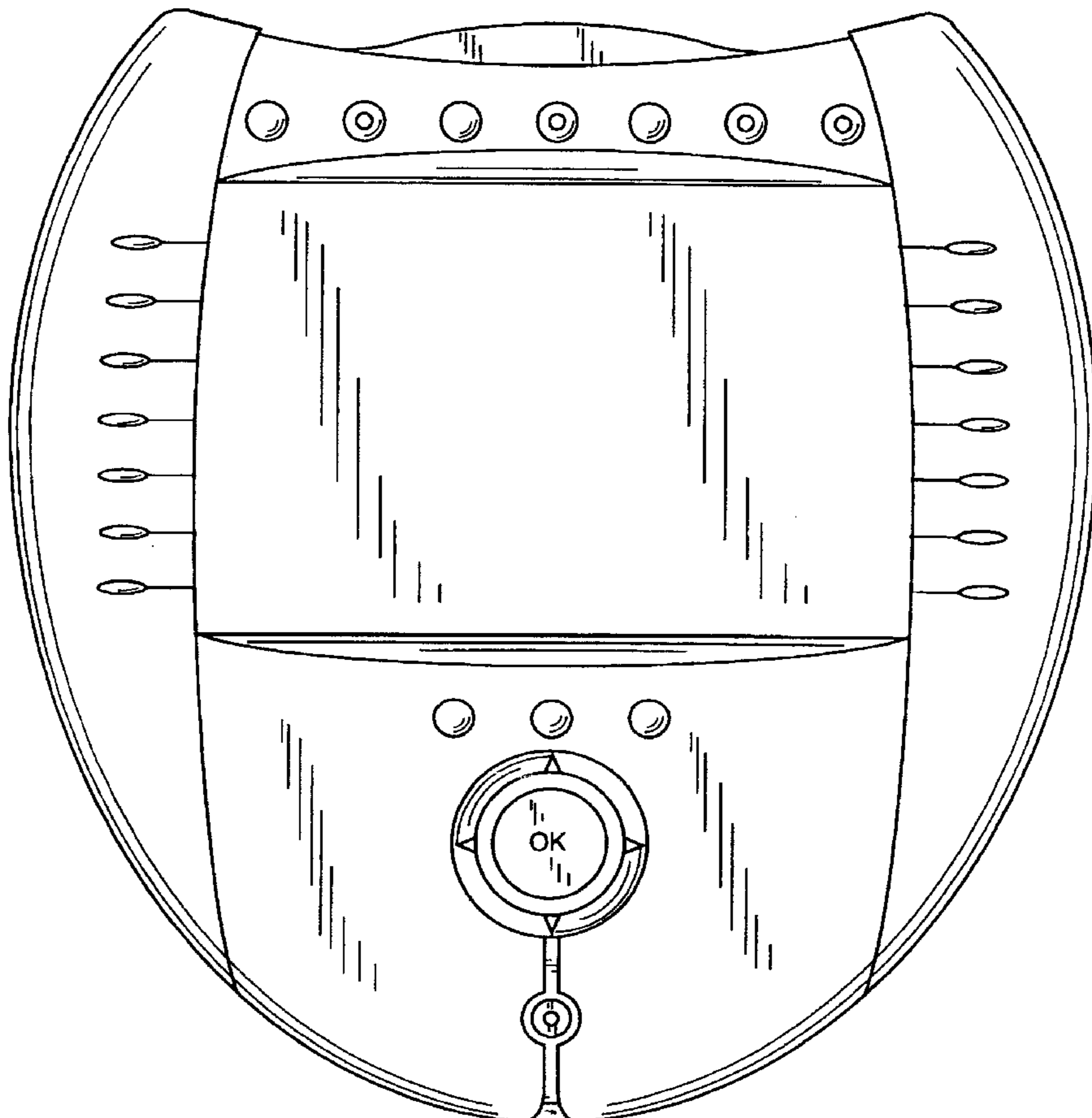
DESCRIPTION

FIG. 1 is a front elevational view of the remote television control of the present invention;

FIG. 2 is a right side elevational view of the remote television control of FIG. 1; and,

FIG. 3 is a rear elevational view of the remote television control of FIG. 1.

1 Claim, 3 Drawing Sheets



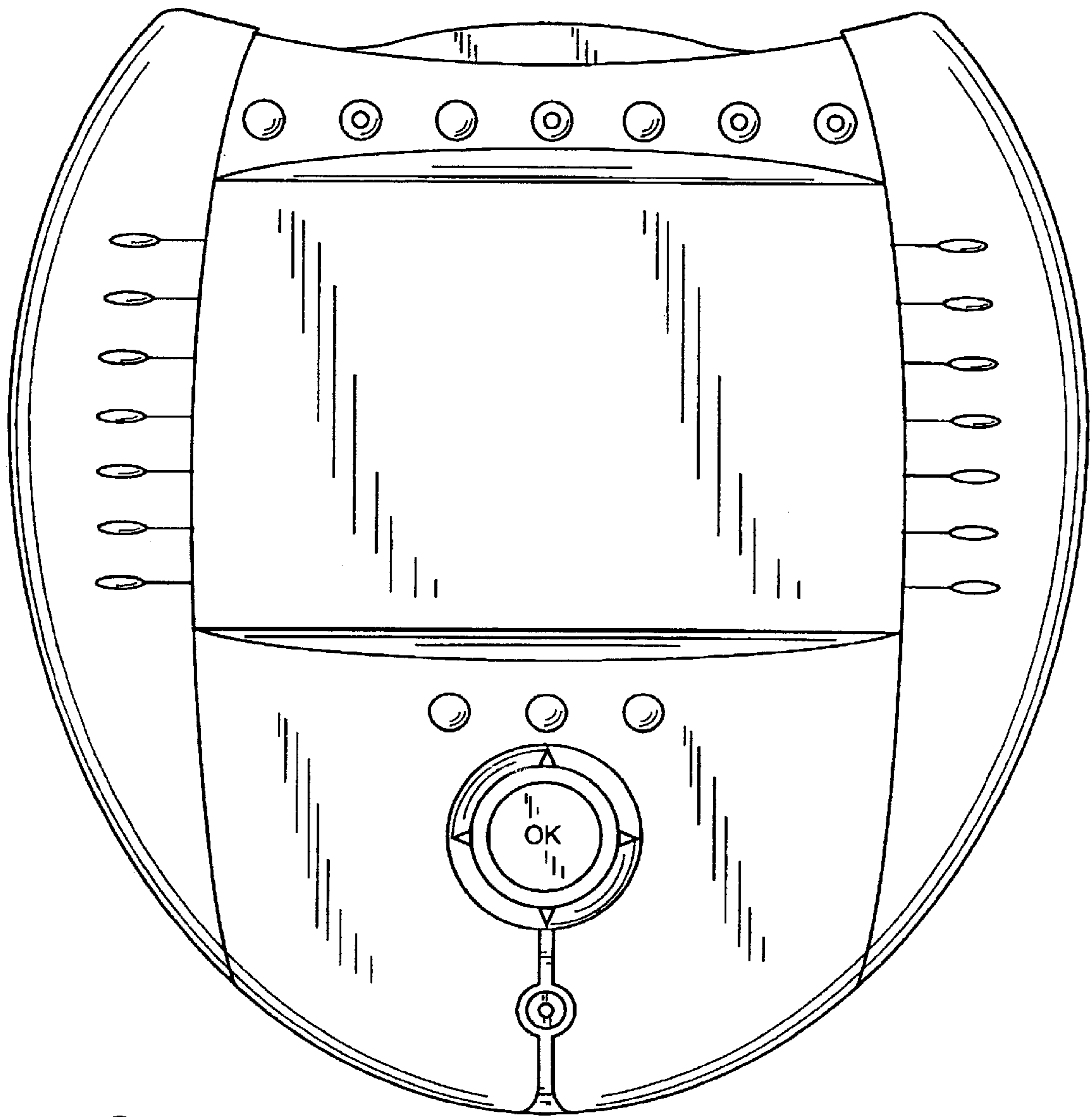


FIG. 1

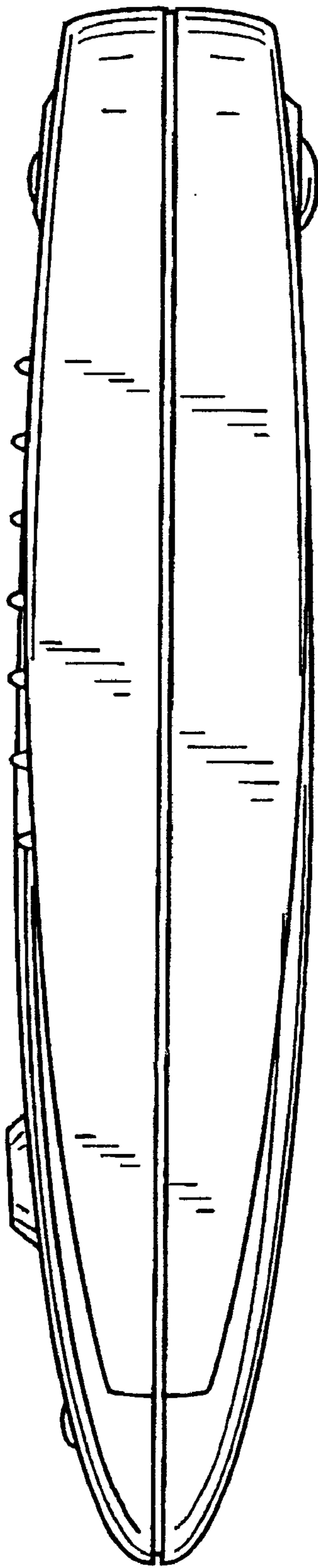


FIG. 2

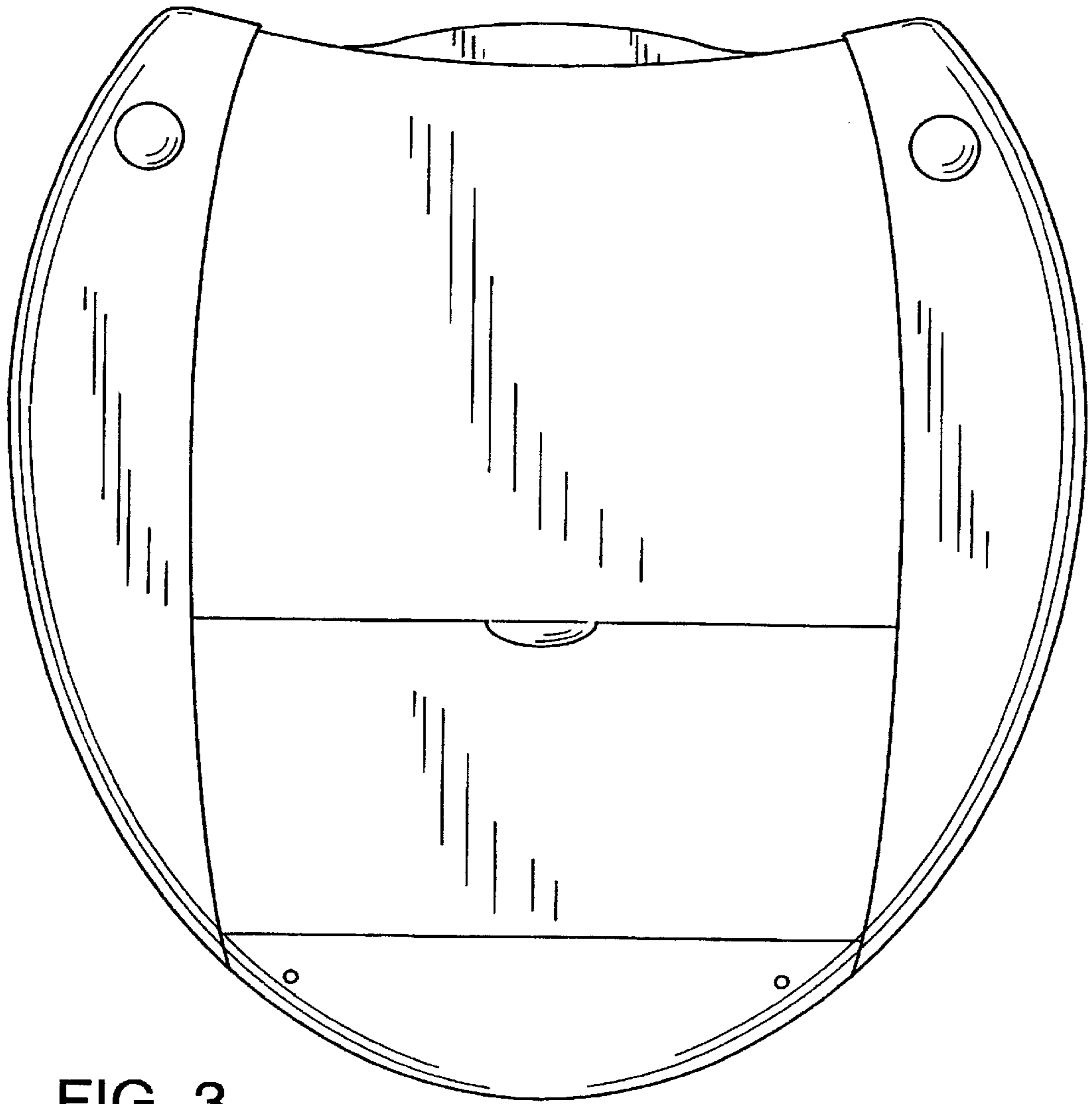


FIG. 3