



US00D450306B1

(12) **United States Design Patent**
Lin et al.

(10) **Patent No.:** **US D450,306 S**

(45) **Date of Patent:** **** Nov. 13, 2001**

(54) **HEAT SINK**

(75) **Inventors:** **Chi-Hsiung Lin; Chi-Chang Teng;**
Shen-Feng Chan, all of Taoyuan Hsien
(TW)

(73) **Assignee:** **Enlight Corporation**, Taoyuan Hsien
(TW)

(**) **Term:** **14 Years**

(21) **Appl. No.:** **29/142,020**

(22) **Filed:** **May 18, 2001**

(51) **LOC (7) Cl.** **13-03**

(52) **U.S. Cl.** **D13/179**

(58) **Field of Search** D13/179, 184;
165/80.3, 180, 185; 174/16.3; 257/706,
707, 718, 719, 720, 721, 722, 727, 686;
361/271, 274.3, 697, 702, 704, 709, 710,
711; 439/485, 486, 487

(56) **References Cited**

U.S. PATENT DOCUMENTS

D. 441,724 * 5/2001 Chou et al. D13/179

D. 441,725 * 5/2001 Chou et al. D13/179
D. 442,565 * 5/2001 Chou et al. D13/179
D. 442,566 * 5/2001 Chou et al. D13/179
4,753,290 * 6/1988 Gabuzda 165/185

* cited by examiner

Primary Examiner—Ted Shooman

Assistant Examiner—Daniel Bui

(74) *Attorney, Agent, or Firm*—Dougherty & Troxell

(57) **CLAIM**

The ornamental design for a heat sink, as shown.

DESCRIPTION

FIG. 1 is a front perspective view of a heat sink showing my new design;

FIG. 2 is a front elevational view thereof;

FIG. 3 is a rear elevational view thereof;

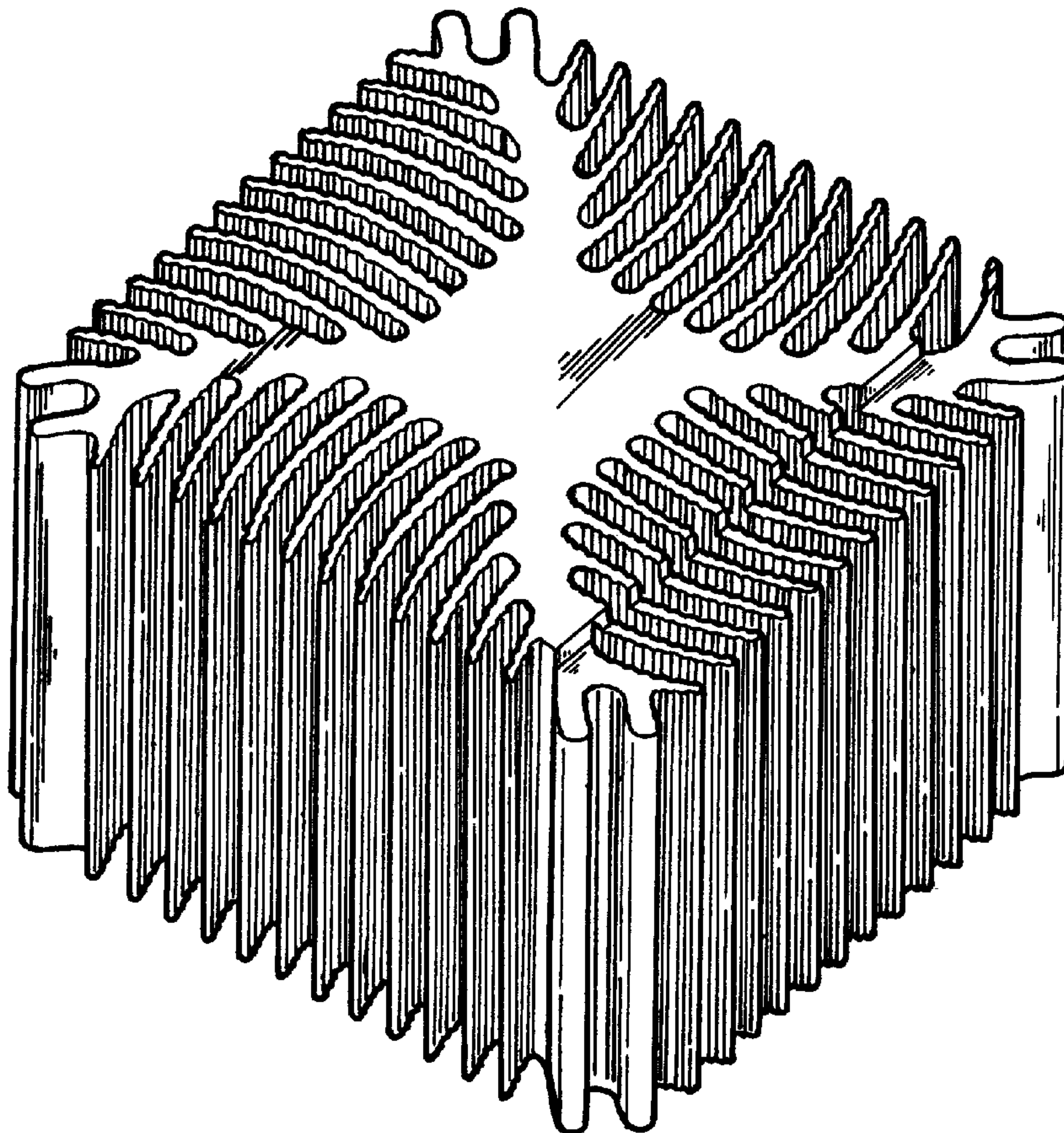
FIG. 4 is a left side elevational view thereof;

FIG. 5 is a right side elevational view thereof;

FIG. 6 is a top plan view thereof; and,

FIG. 7 is a bottom plan view thereof.

1 Claim, 4 Drawing Sheets



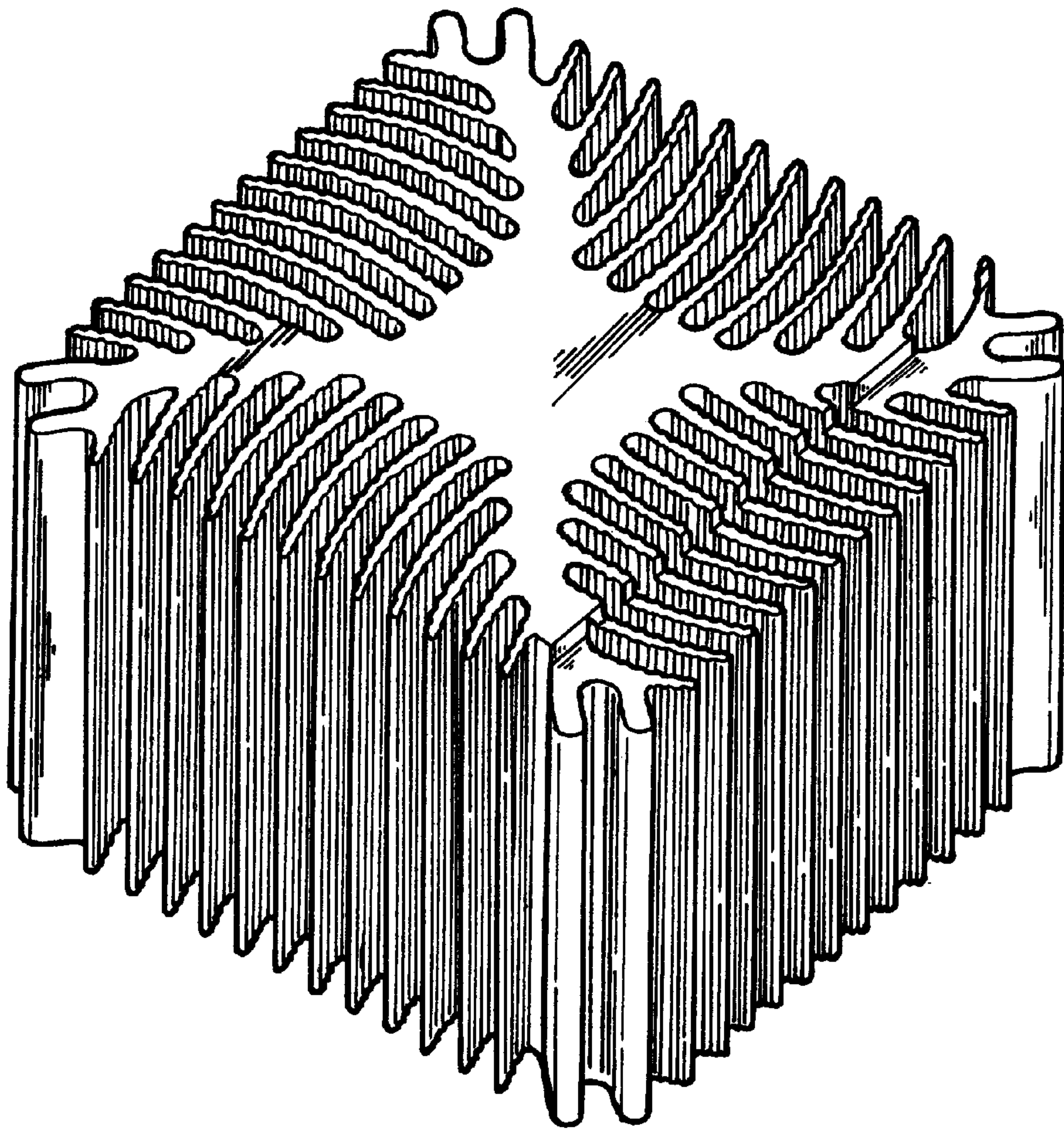


FIG. 1




FIG. 2




FIG. 3




FIG. 4




FIG. 5

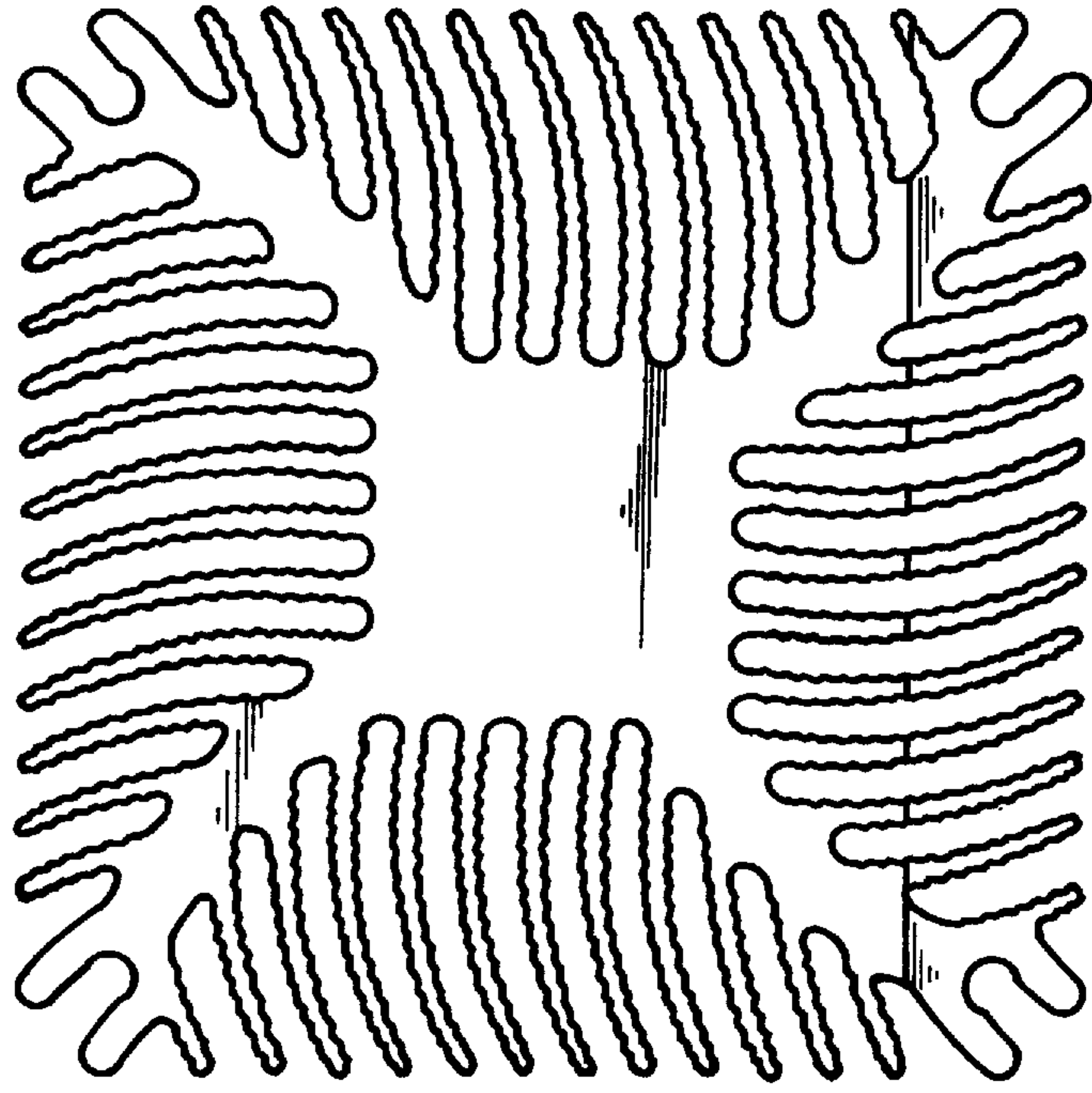


FIG. 6

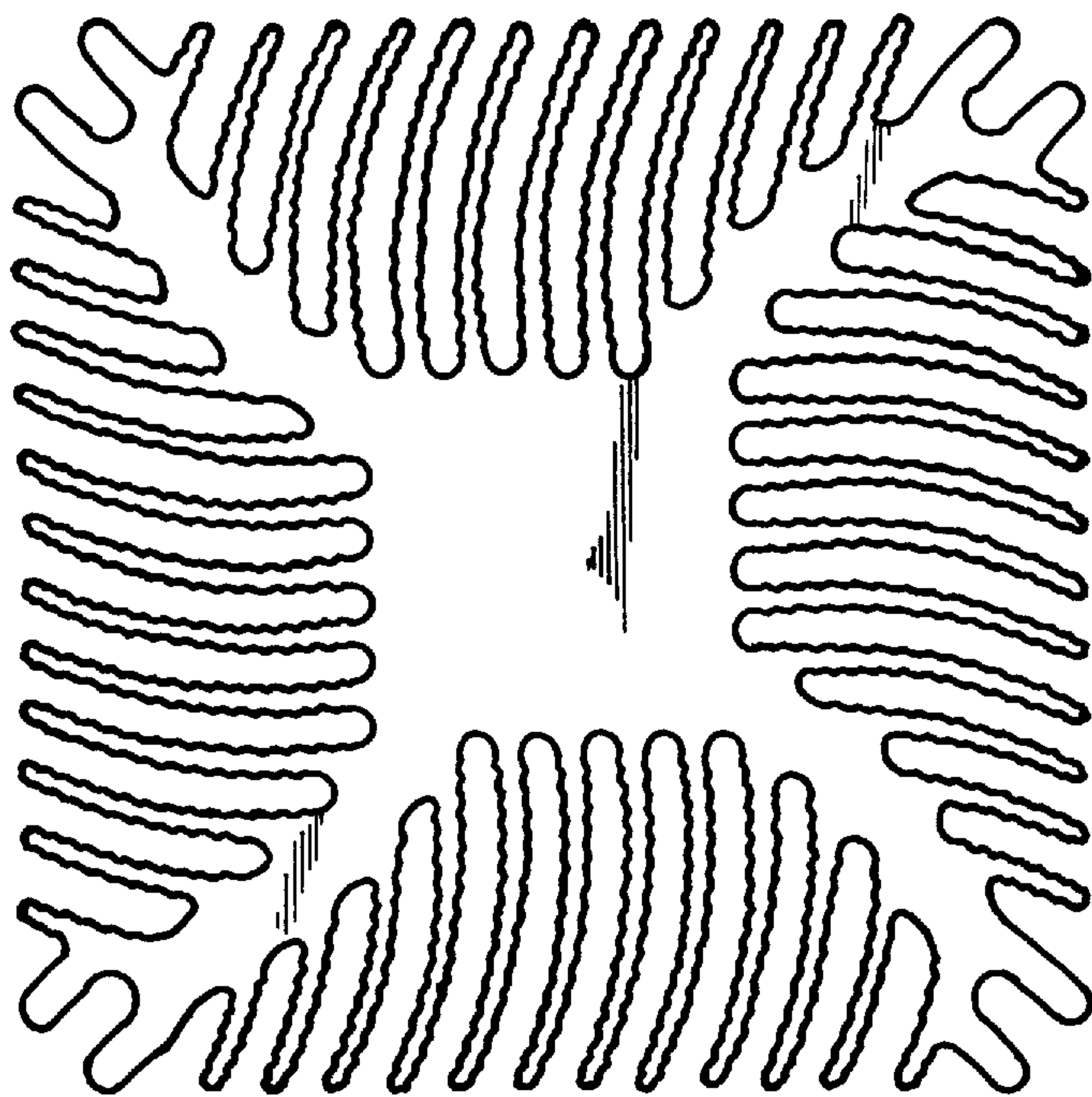


FIG. 7