



US00D450300B1

(12) **United States Design Patent**
Yu

(10) **Patent No.:** **US D450,300 S**

(45) **Date of Patent:** **** Nov. 13, 2001**

(54) **RECEPTACLE ADAPTER**

D. 425,862 * 5/2000 Yu D13/137.2

(76) Inventor: **Jeff Yu**, 1101 S. Winchester Blvd.,
#D146, San Jose, CA (US) 95128

* cited by examiner

Primary Examiner—Jennifer Rivard

(**) Term: **14 Years**

(57) **CLAIM**

(21) Appl. No.: **29/133,209**

The ornamental design for a receptacle adapter, as shown and described.

(22) Filed: **Nov. 27, 2000**

DESCRIPTION

(51) **LOC (7) Cl.** **13-03**

(52) **U.S. Cl.** **D13/137.2; D26/26**

(58) **Field of Search** D13/137.1, 137.2,
D13/139.1; 337/189, 197, 198; D26/26,
32, 34; 439/105, 650-652

FIG. 1 is a front elevational view of a receptacle adapter;
FIG. 2 is a top view thereof;
FIG. 3 is a right side elevational view thereof;
FIG. 4 is a left side elevational view thereof;
FIG. 5 is a bottom view thereof; and,
FIG. 6 is a rear elevational view thereof.


(56) **References Cited**

The broken line environmental showing is for illustrative purposes only and forms no part of the claimed design.

U.S. PATENT DOCUMENTS

- D. 134,353 * 11/1942 Cadwallader D26/32 X
- D. 382,658 * 8/1997 Yu D26/26

1 Claim, 3 Drawing Sheets






FIG. 1

FIG. 2

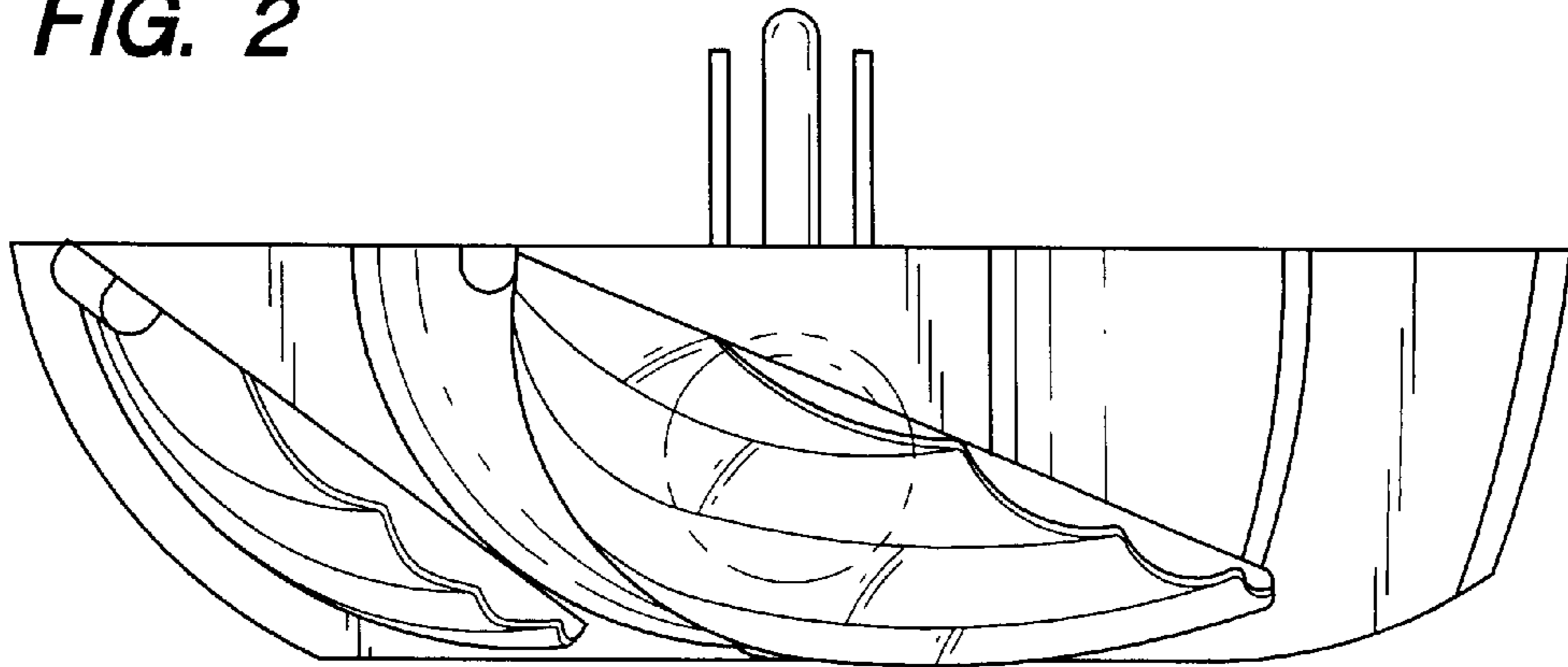


FIG. 3

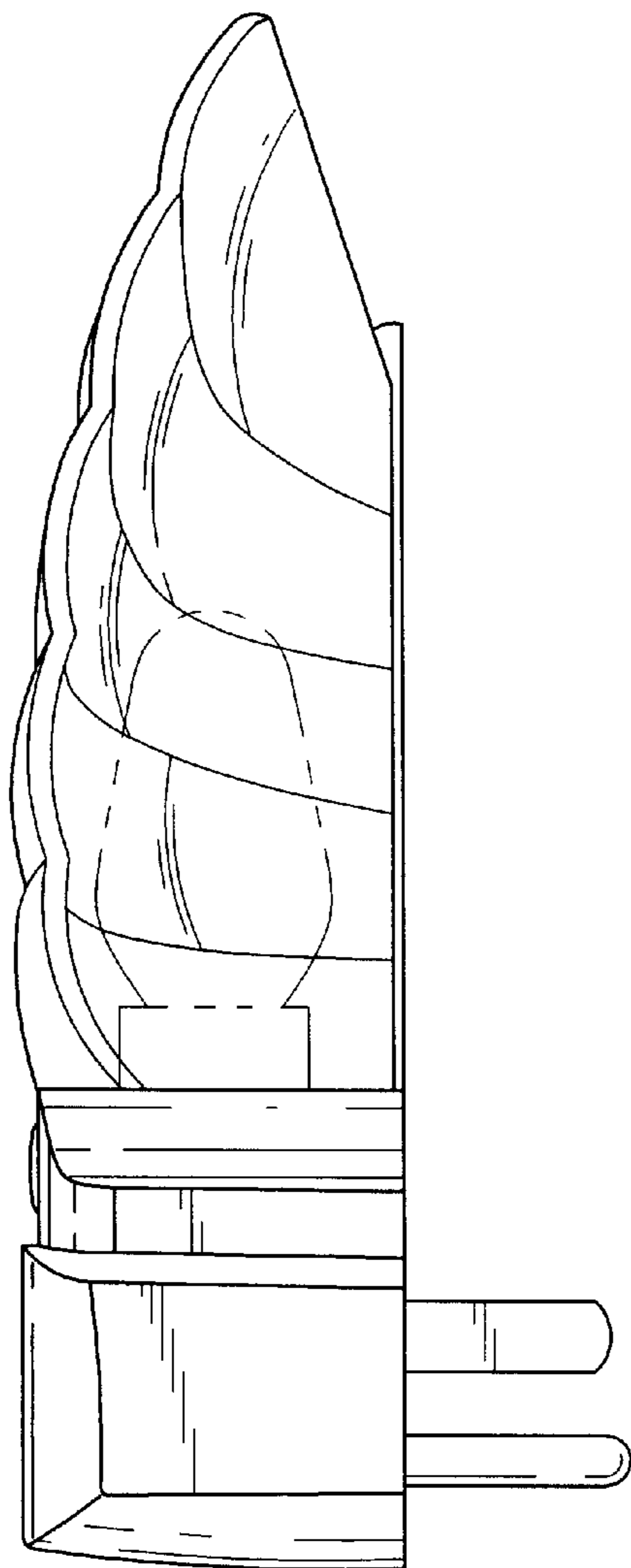


FIG. 4

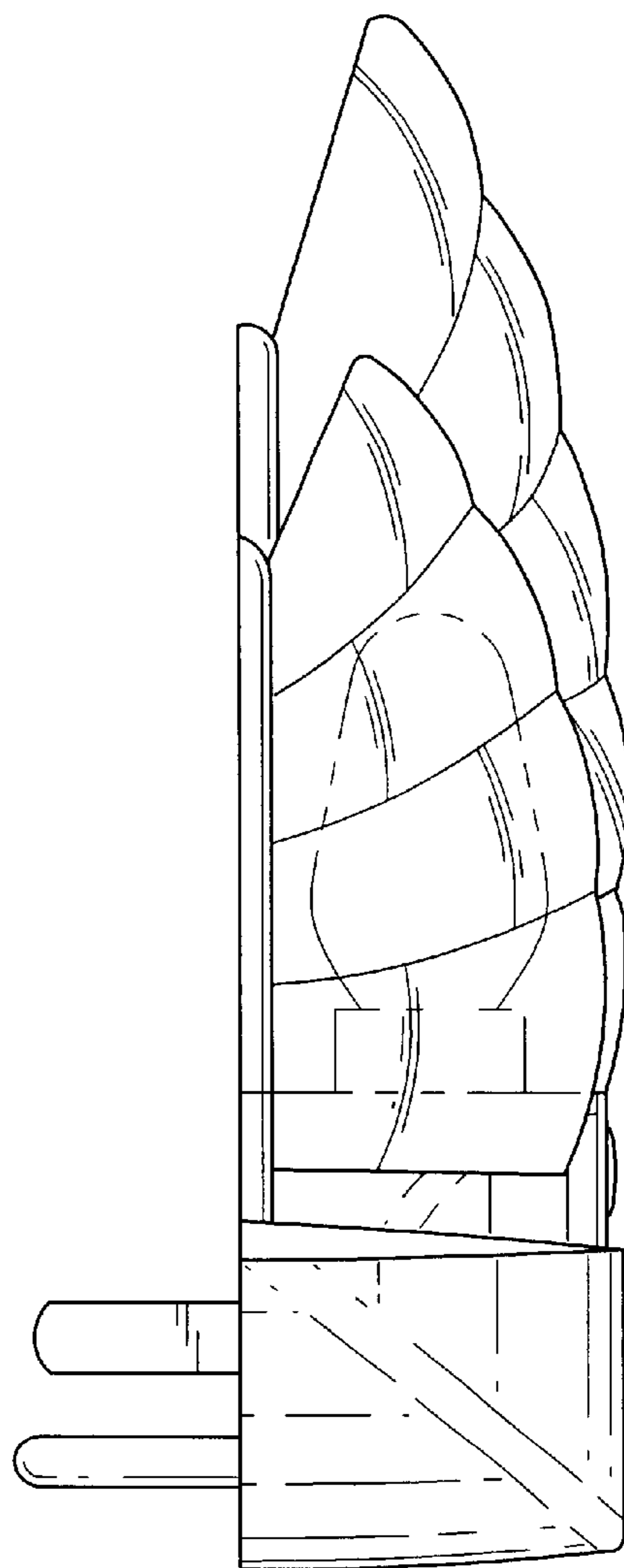


FIG. 5

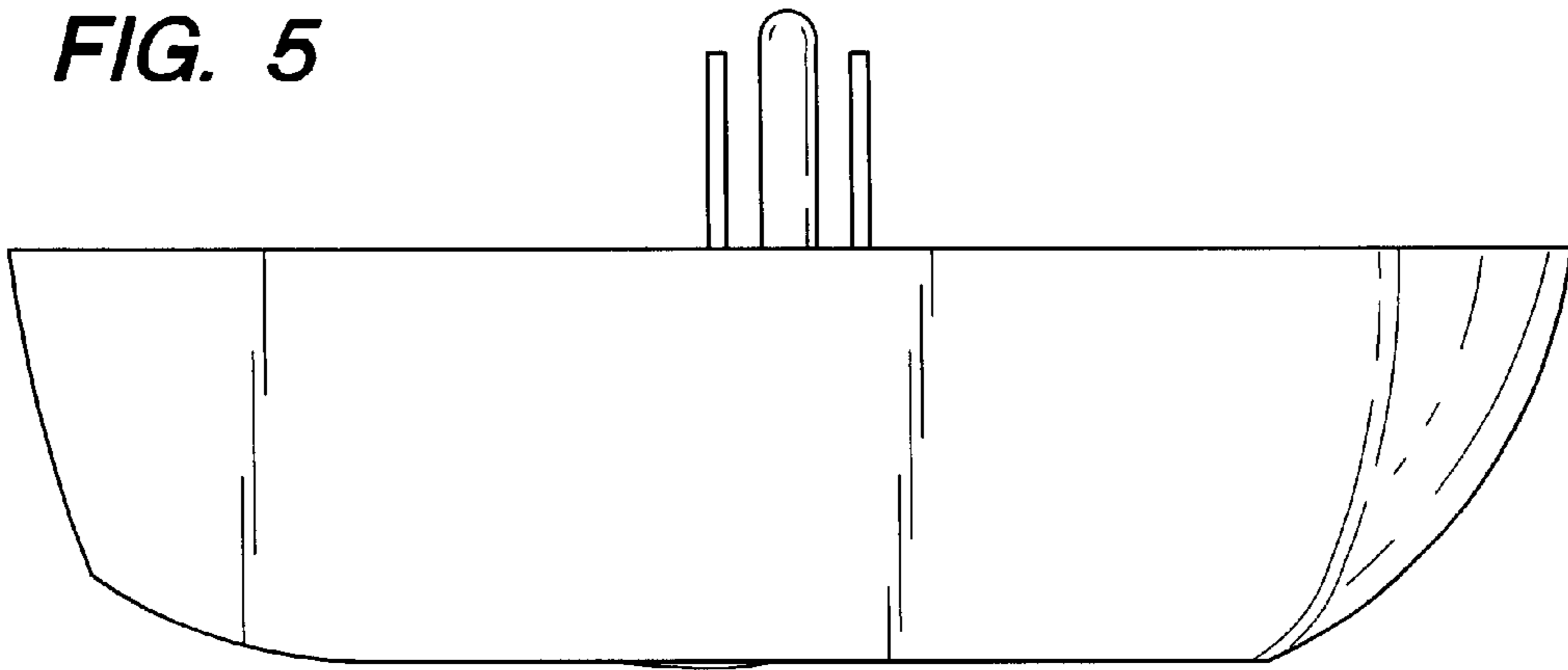


FIG. 6

