



US00D450276B1

(12) **United States Design Patent**
Johnson

(10) **Patent No.:** **US D450,276 S**

(45) **Date of Patent:** **** Nov. 13, 2001**

(54) **FIFTH-WHEEL HITCH COVER**

(76) **Inventor:** **Earl G Johnson**, 3233 Colgate La.,
Bakersfield, CA (US) 93306

(**) **Term:** **14 Years**

(21) **Appl. No.:** **29/143,150**

(22) **Filed:** **Jun. 8, 2001**

(51) **LOC (7) Cl.** **12-16**

(52) **U.S. Cl.** **D12/161**

(58) **Field of Search** D12/162, 400,
D12/197, 199, 161; D9/307, 441, 451;
211/14; 280/477, 490.1, 507, 511, 495,
769, 727, 504; D29/106; D11/157-158

(56) **References Cited**

U.S. PATENT DOCUMENTS

D. 301,860	*	6/1989	Severson	D12/161
D. 365,799		1/1996	Murcheson	.	
3,251,609	*	5/1966	Daniels	280/434
3,924,909		12/1975	Kent	.	
4,169,635		10/1979	Szalay et al.	.	
4,251,089	*	2/1981	Skaggs	280/433
4,542,912	*	9/1985	St. Louis	280/433
4,752,081	*	6/1988	Reeners et al.	280/433
5,058,914	*	10/1991	Murcheson	280/433

5,165,713		11/1992	Picard	.	
5,417,308	*	5/1995	Hartl	280/433 X
5,536,031		7/1996	Hurley	.	
5,720,492		2/1998	Wanzenried	.	

* cited by examiner

Primary Examiner—Stacia Cadmus

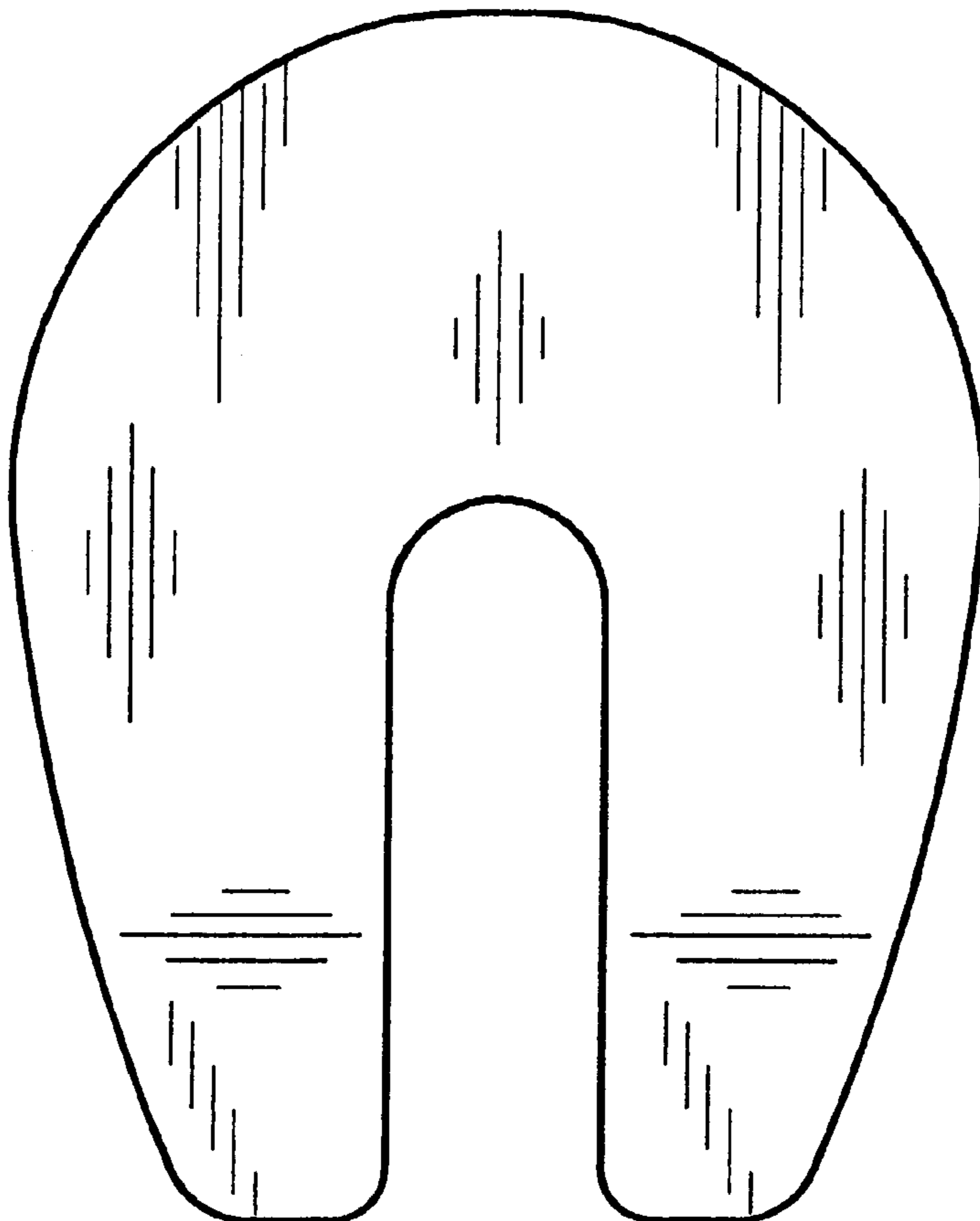
(57) **CLAIM**

The ornamental design for a fifth-wheel hitch cover, as shown and described.

DESCRIPTION

FIG. 1 is a front elevational view of the fifth-wheel hitch cover of the present invention;
 FIG. 2 is a rear elevational view of the fifth-wheel hitch cover of FIG. 1;
 FIG. 3 is a left side elevational view of the fifth-wheel hitch cover of FIG. 1, the right view being a mirror image thereof;
 FIG. 4 is a top plan view of the fifth-wheel hitch cover of FIG. 1;
 FIG. 5 is a bottom plan view of the fifth-wheel hitch cover of FIG. 1; and,
 FIG. 6 is a cross-sectional view of the fifth-wheel hitch cover taken along line 6—6.

1 Claim, 2 Drawing Sheets



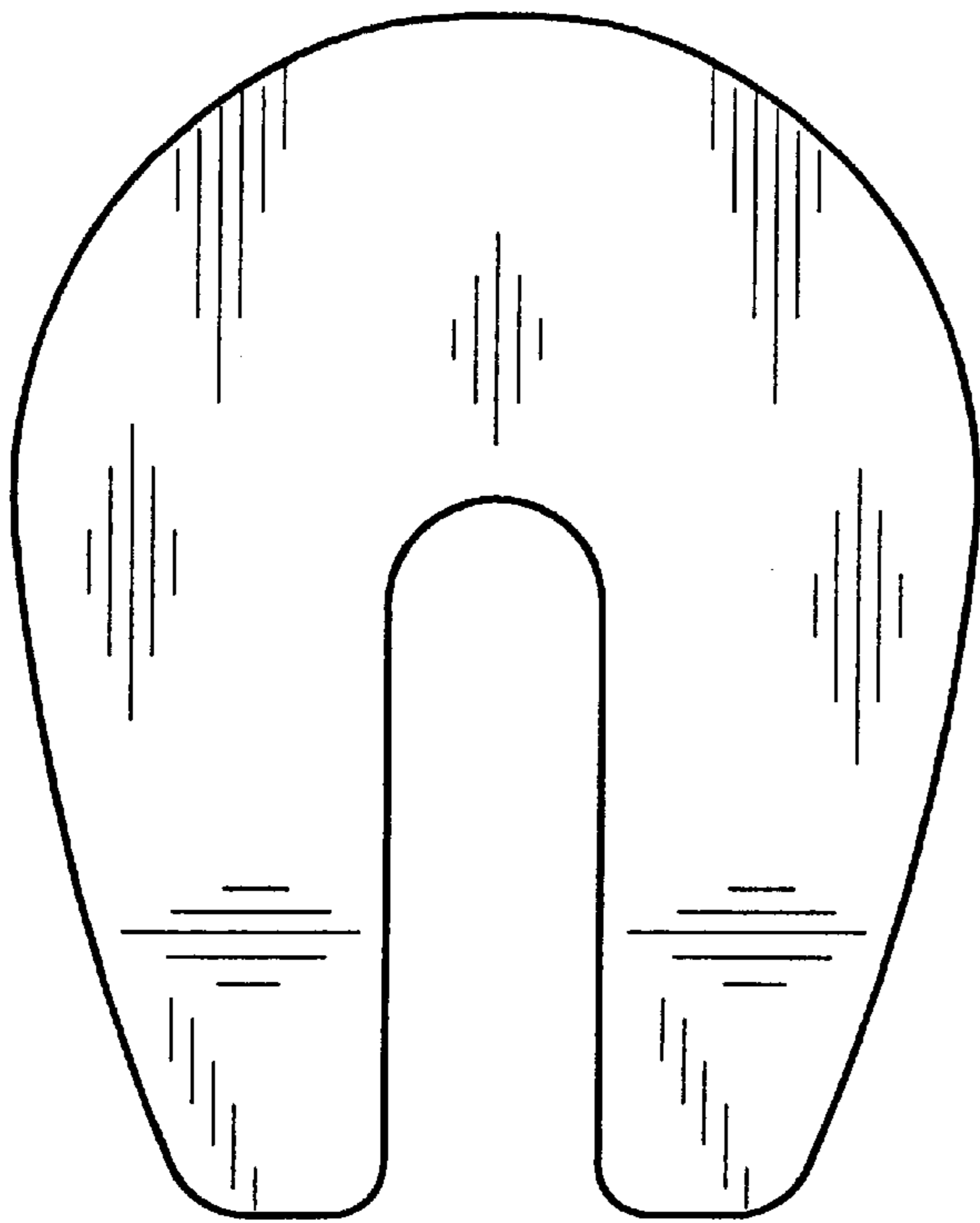


FIG. 1

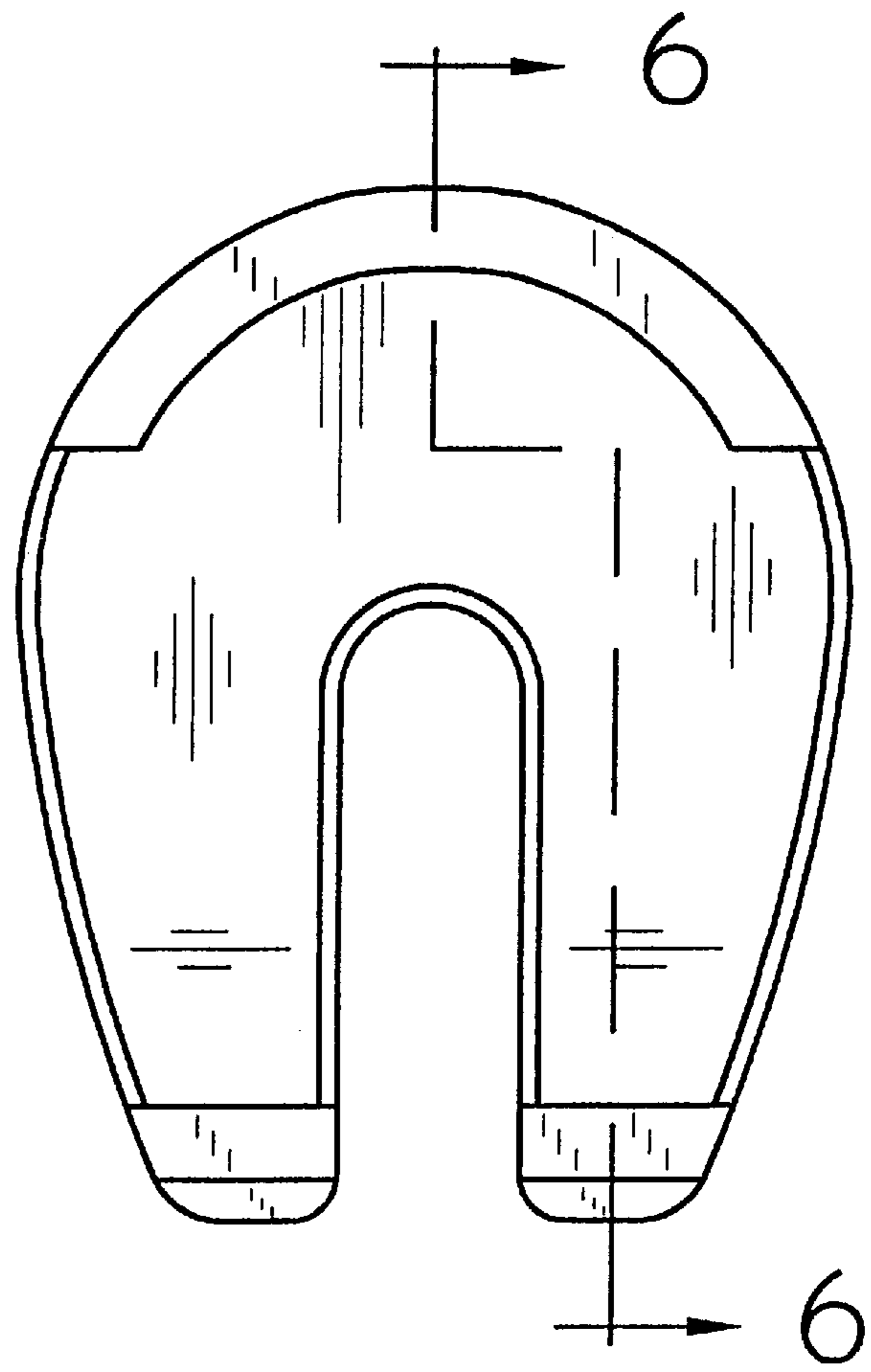


FIG. 2



FIG. 3




FIG. 4

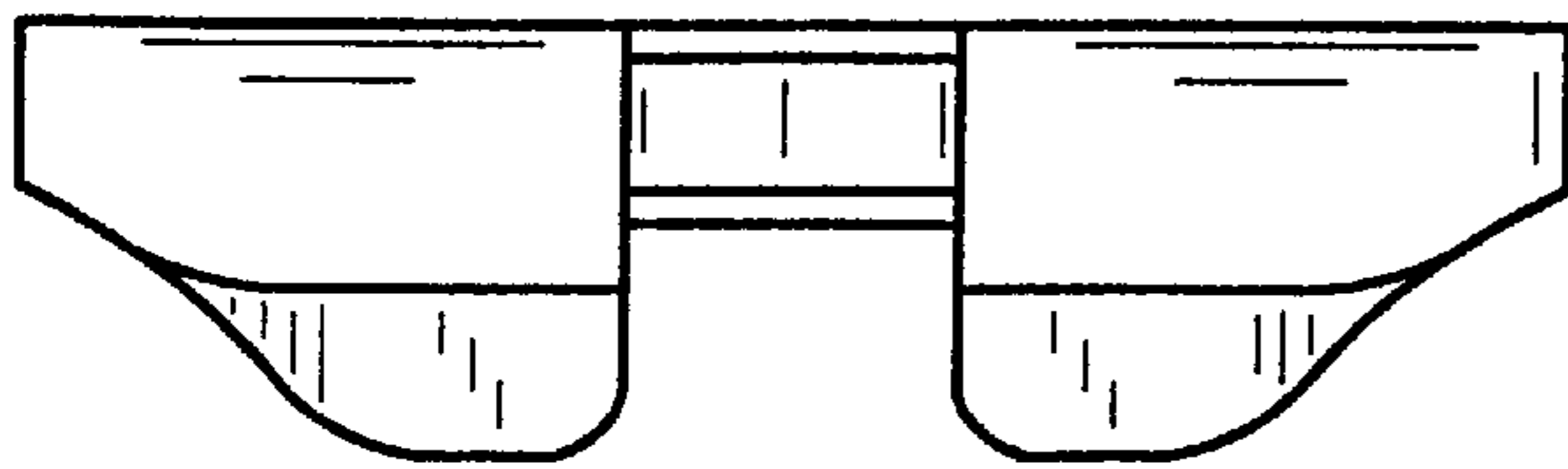


FIG. 5

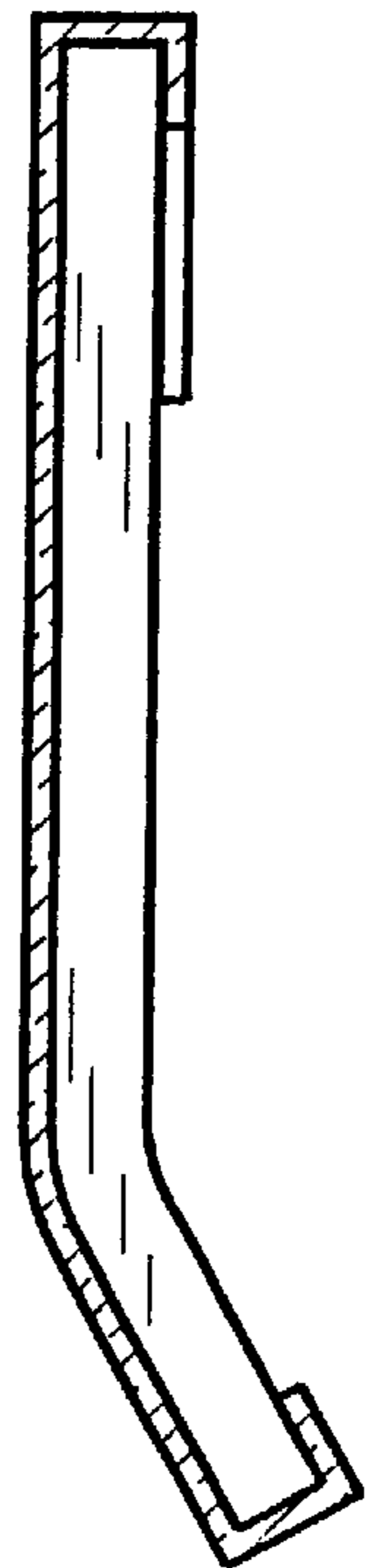


FIG. 6