



US00D450275B1

(12) **United States Design Patent**
Moses

(10) **Patent No.:** **US D450,275 S**

(45) **Date of Patent:** **** Nov. 13, 2001**

(54) **DECORATIVE TIRE**

5,303,758 4/1994 Clementz et al. .
5,643,519 7/1997 Mauro et al. .

(76) Inventor: **Emanuel L Moses**, 8217 Castlekeep Rd., Charlotte, NC (US) 28226

* cited by examiner

(**) Term: **14 Years**

Primary Examiner—Robert M. Spear

(21) Appl. No.: **29/139,821**

(57) **CLAIM**

(22) Filed: **Apr. 6, 2001**

The ornamental design for a decorative tire, as shown and described.

(51) **LOC (7) Cl.** **12-15**

DESCRIPTION

(52) **U.S. Cl.** **D12/152**

(58) **Field of Search** D12/134-152;
152/209.1, 209.9, 209.16, 209.25, 209.27,
523, 524, 902, 903

FIG. 1 is a front elevational view of a decorative tire of the present invention;
FIG. 2 is a front elevational view of a second embodiment of the tire shown in FIG. 1; and,
FIG. 3 is a front elevational view of a third embodiment of the tire shown in FIG. 1.

(56) **References Cited**

U.S. PATENT DOCUMENTS

D. 63,590	12/1923	Schleicher .	
D. 64,797	6/1924	Deister .	
D. 405,036	* 2/1999	Pung, Jr.	D12/152
D. 407,356	* 3/1999	Cross	D12/152
D. 413,289	8/1999	Ratliff .	
D. 415,724	* 10/1999	Johnson	D12/152
4,198,774	4/1980	Roberts et al. .	

The broken line showing of a tire in FIGS. 1-3 is for illustrative purposes only and forms no part of the claimed design.

The rear and side elevational views, and the top and bottom plan views, are plain and unornamental and not part of the claimed design.

1 Claim, 3 Drawing Sheets






FIG. 1




FIG. 2




FIG. 3