



US00D450255B1

(12) **United States Design Patent**
Dailey-Garcia

(10) **Patent No.:** **US D450,255 S**

(45) **Date of Patent:** **** Nov. 13, 2001**

(54) **CALIBRATED SPOON HOLDER**

4,999,923 * 3/1991 Gustavsen 33/733
5,774,999 * 7/1998 Smith 33/554

(76) Inventor: **Michelle A. Dailey-Garcia**, P.O. Box
23074, Nashville, TN (US) 37202

* cited by examiner

(**) Term: **14 Years**

Primary Examiner—Antoine Duval Davis

(21) Appl. No.: **29/128,004**

(57) **CLAIM**

(22) Filed: **Aug. 17, 2000**

The ornamental design for a calibrated spoon holder, as shown.

(51) **LOC (7) Cl.** **10-04**

DESCRIPTION

(52) **U.S. Cl.** **D10/70; D10/72**

(58) **Field of Search** **D10/46, 72, 70;**
33/732, 755, 759, 776, 733, 771, 555.4;
242/538.1, 541.3, 557

FIG. 1. Front Elevational View

FIG. 2. Top Plan View

FIG. 3. Front View

FIG. 4. Rear View; and,

FIG. 5. Top View.

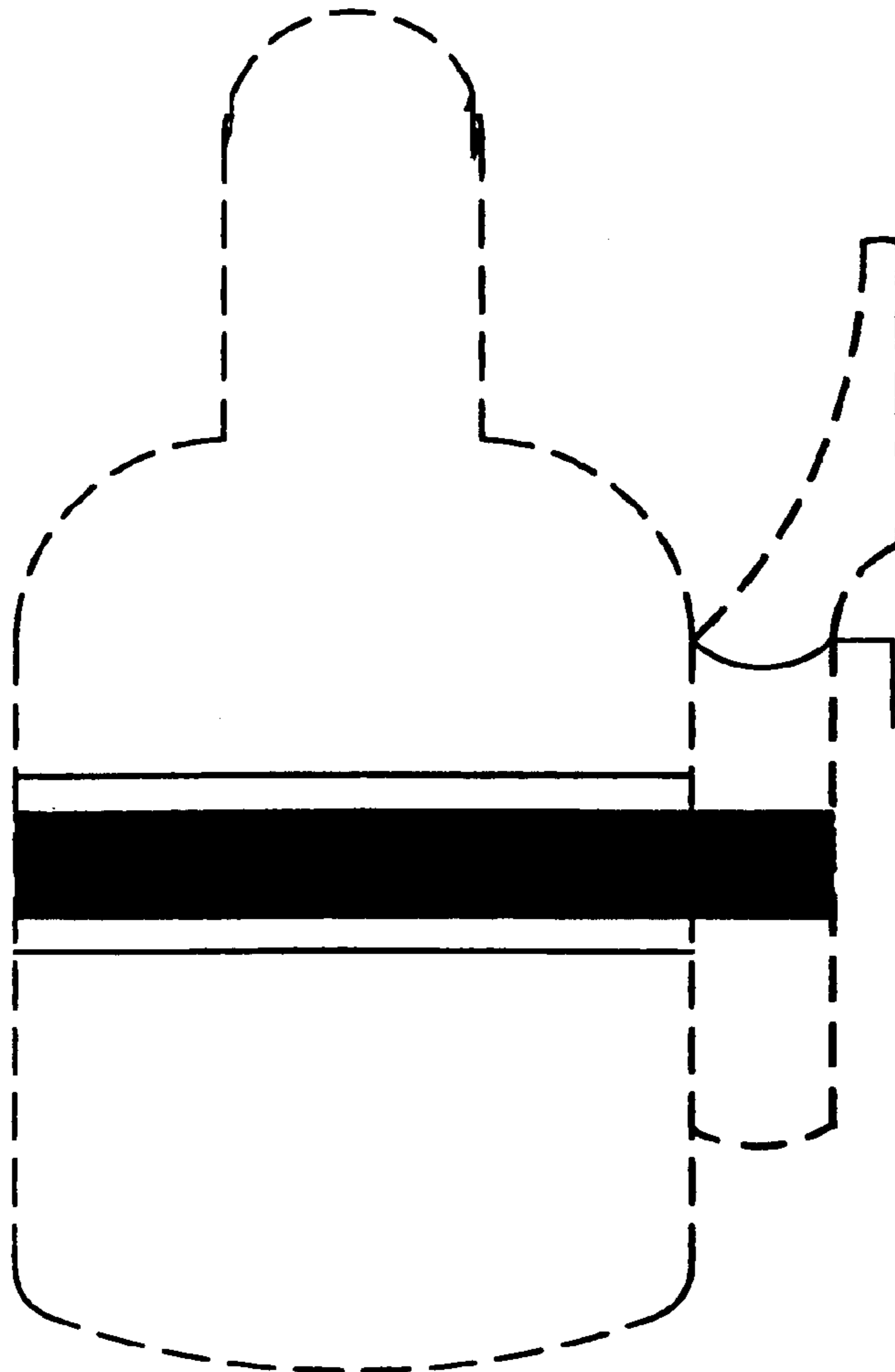
(56) **References Cited**

U.S. PATENT DOCUMENTS

D. 344,029 * 2/1994 Sullivan D10/70
4,332,087 * 6/1982 Ellis 33/759
4,441,258 * 4/1984 McDanial et al. 33/203.11

The broken line showing is for illustrative purposes only and forms no part of the claimed design.

1 Claim, 2 Drawing Sheets



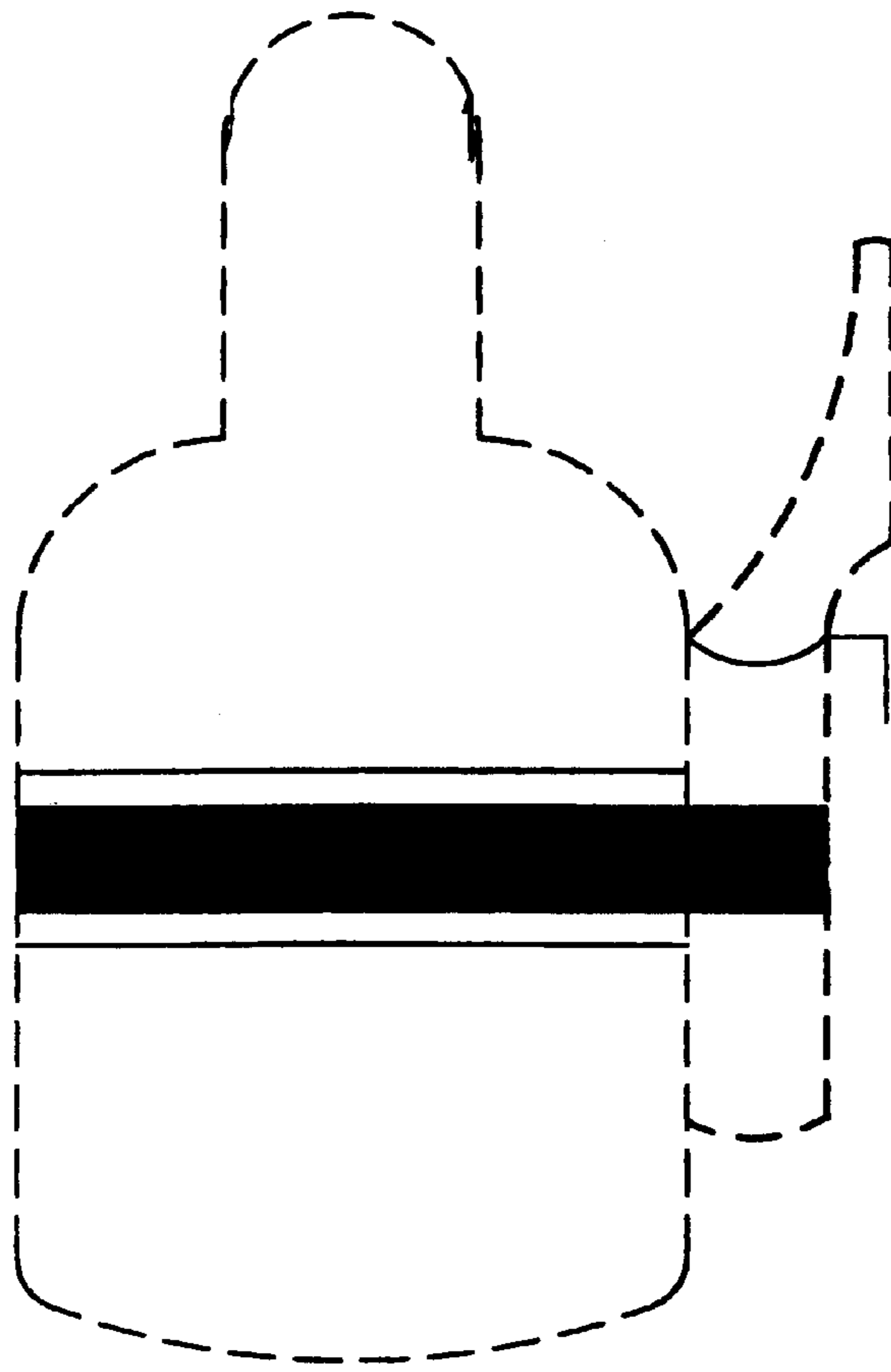


Fig.1




Fig.2

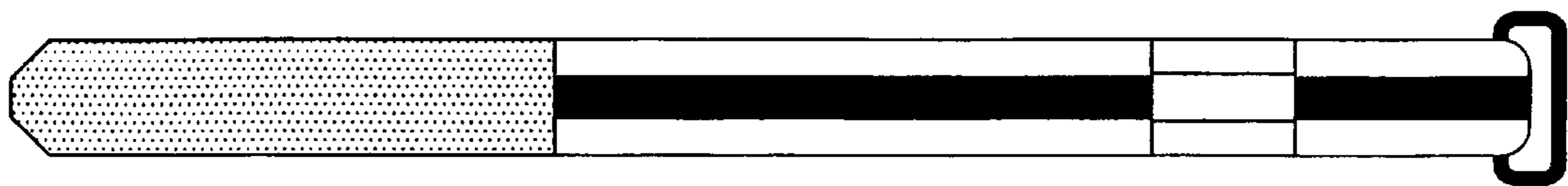


Fig.3




Fig.4



Fig.5