



US00D450244B1

(12) **United States Design Patent**
Rashid

(10) **Patent No.:** **US D450,244 S**

(45) **Date of Patent:** **** Nov. 13, 2001**

(54) **CONTAINER**

(75) **Inventor:** **A. B. M. Bazlur Rashid**, Neenah, WI
(US)

(73) **Assignee:** **Pechiney Emballage Flexible Europe**
(FR)

(**) **Term:** **14 Years**

(21) **Appl. No.:** **29/119,063**

(22) **Filed:** **Feb. 23, 2000**

(51) **LOC (7) Cl.** **09-01**

(52) **U.S. Cl.** **D9/503; D9/557; D9/574;**
D9/549

(58) **Field of Search** D9/500, 502, 503,
D9/506, 516, 546, 549, 551, 556, 557,
558, 569, 570, 574, 575; 215/382-384

(56) **References Cited**

U.S. PATENT DOCUMENTS

- D. 199,869 * 12/1964 Trombley D9/557
- D. 200,444 * 2/1965 Bijvoet D9/506
- D. 275,267 * 8/1984 Gautier D9/560
- D. 292,378 * 10/1987 Brandt et al. D9/557
- D. 324,493 * 3/1992 Nickerson D9/502
- D. 401,860 * 12/1998 Granelli D9/538
- D. 411,750 * 6/1999 Forecast et al. D9/539
- D. 414,700 * 10/1999 Zogg D9/502
- D. 427,910 * 7/2000 Barnes et al. D9/502
- D. 428,814 * 8/2000 Silvers et al. D9/502

- D. 432,423 * 10/2000 Rashid D9/502
- 3,297,194 * 1/1967 Schaper et al. 220/672
- 3,464,546 * 9/1969 Thomka 206/524.3

* cited by examiner

Primary Examiner—Philip S. Hyder

Assistant Examiner—Carol Rademaker

(74) *Attorney, Agent, or Firm*—McDermott, Will & Emery

(57) **CLAIM**

The ornamental design for a container, as shown and described.

DESCRIPTION

FIG. 1 is a perspective view of the design of the present invention;

FIG. 2 is a front elevational view of the design depicted in FIG. 1;

FIG. 3 is a top plan view of the design depicted in FIG. 1; and,

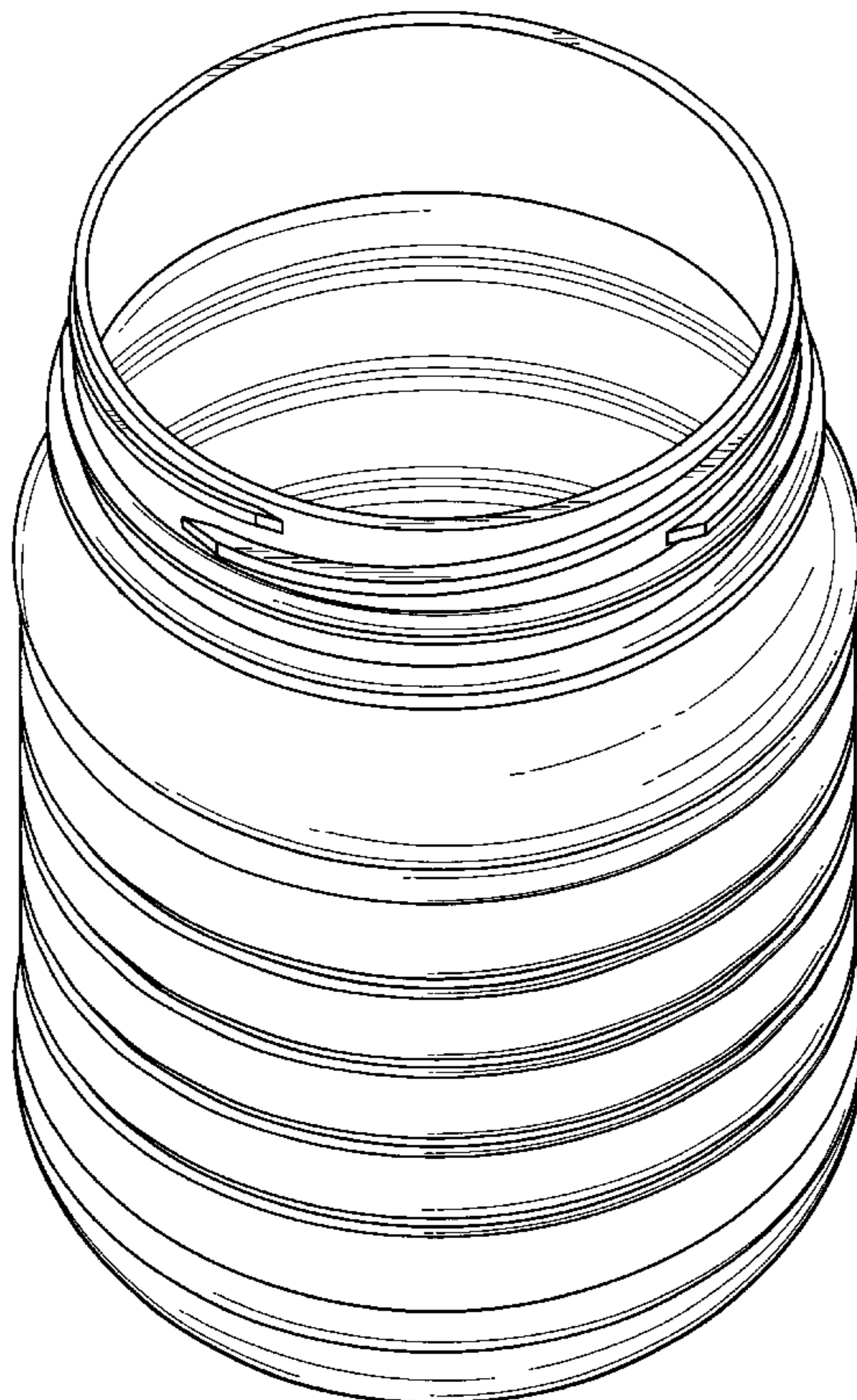
FIG. 4 is a bottom plan view of the design depicted in FIG. 1.

The rear, right and left elevational views are the same as the front elevational view, with the exception of the threads.

The shading presented in FIGS. 1-4 is provided merely to highlight the contour of the invention and is not intended to be illustrative of texture or gloss.

The broken line showing of environment in FIGS. 3 & 4 is for illustrative purposes only and forms no part of the claimed design.

1 Claim, 3 Drawing Sheets



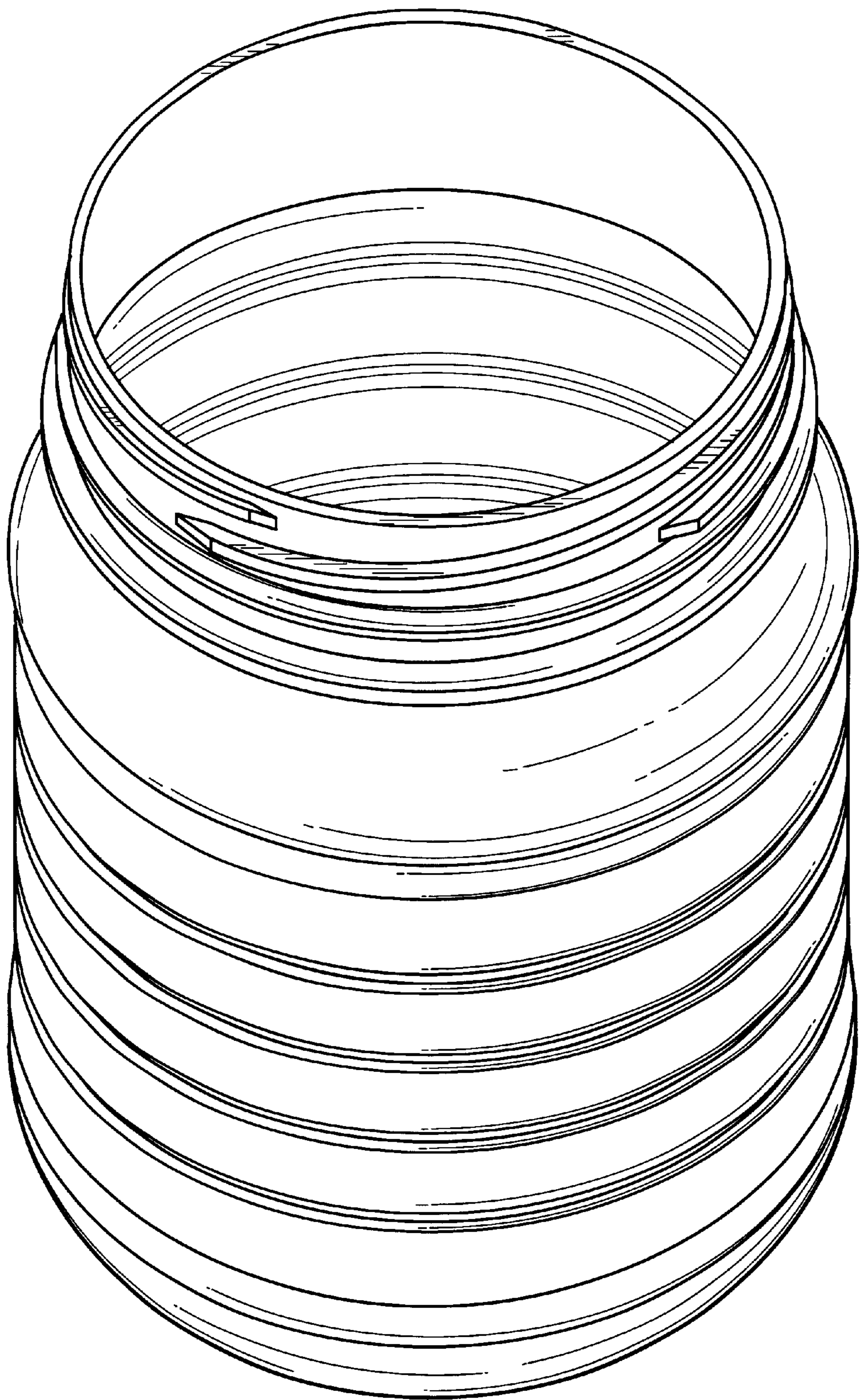


Fig. 1




Fig. 2




Fig. 3




Fig. 4