

US00D450234B1

(12) **United States Design Patent**
Bosgoed

(10) **Patent No.:** **US D450,234 S**

(45) **Date of Patent:** **** Nov. 13, 2001**

(54) **CURTAIN RAIL**

(75) Inventor: **Henricus W. F. Bosgoed**, Schalkhaar (NL)

(73) Assignee: **Forest Group Nederland B.V.**, Ek Deventer (NL)

(**) Term: **14 Years**

(21) Appl. No.: **29/128,395**

(22) Filed: **Aug. 24, 2000**

(30) **Foreign Application Priority Data**

Mar. 2, 2000 (XH) DM/051403

(51) **LOC (7) Cl.** **08-05**

(52) **U.S. Cl.** **D8/377**

(58) **Field of Search** D8/377, 376; D25/124, D25/125, 119; 16/94 R, 96 R; 160/341, 345, 330; 248/251, 262, 265

(56) **References Cited**

U.S. PATENT DOCUMENTS

- D. 235,127 * 5/1975 Grant D8/373
- D. 266,143 * 9/1982 Smith D8/377
- D. 310,775 * 9/1990 Rounala D8/377

D. 328,139 * 7/1992 Boer D25/119

* cited by examiner

Primary Examiner—Pamela Burgess

(74) *Attorney, Agent, or Firm*—Larson & Taylor PLC

(57) **CLAIM**

The ornamental design of a curtain rail, as shown and described.

DESCRIPTION

FIG. 1 is a front, bottom and right side perspective view of a curtain rail according to the present invention.

FIG. 2 is a right side view of the curtain rail depicted in FIG. 1.

FIG. 3 is a left side view of the curtain rail depicted in FIG. 1.

FIG. 4 is a front view of the curtain rail depicted in FIG. 1.


FIG. 5 is a rear view of the curtain rail depicted in FIG. 1.

FIG. 6 is a top plan view of the curtain rail depicted in FIG. 1; and,

FIG. 7 is a bottom plan view of the curtain rail depicted in FIG. 1.

The far side of the design not shown in the perspective view is the same as the side shown in the perspective view and contains the same design elements.

1 Claim, 1 Drawing Sheet



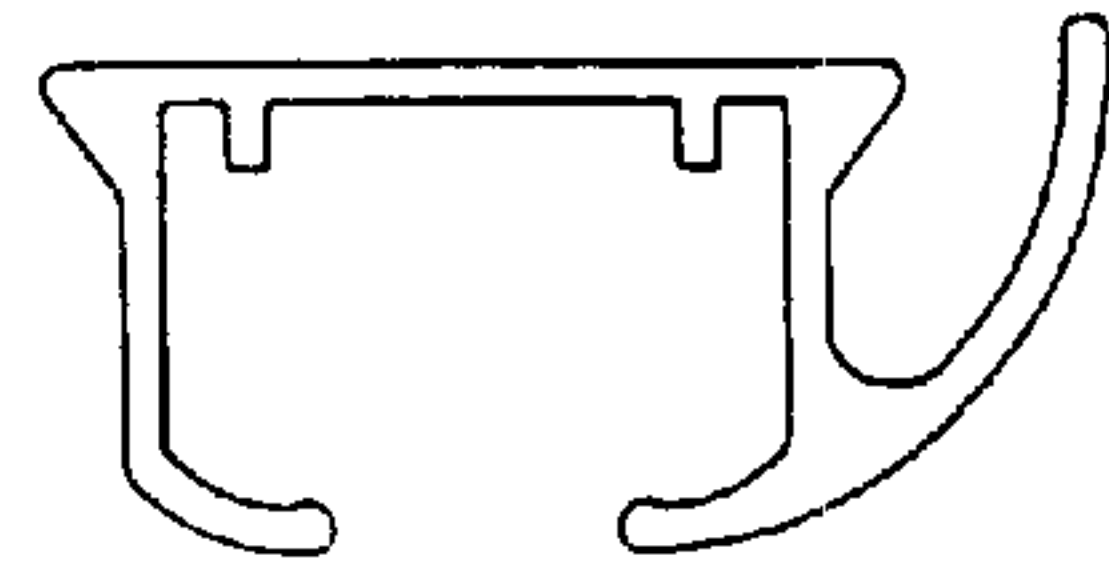
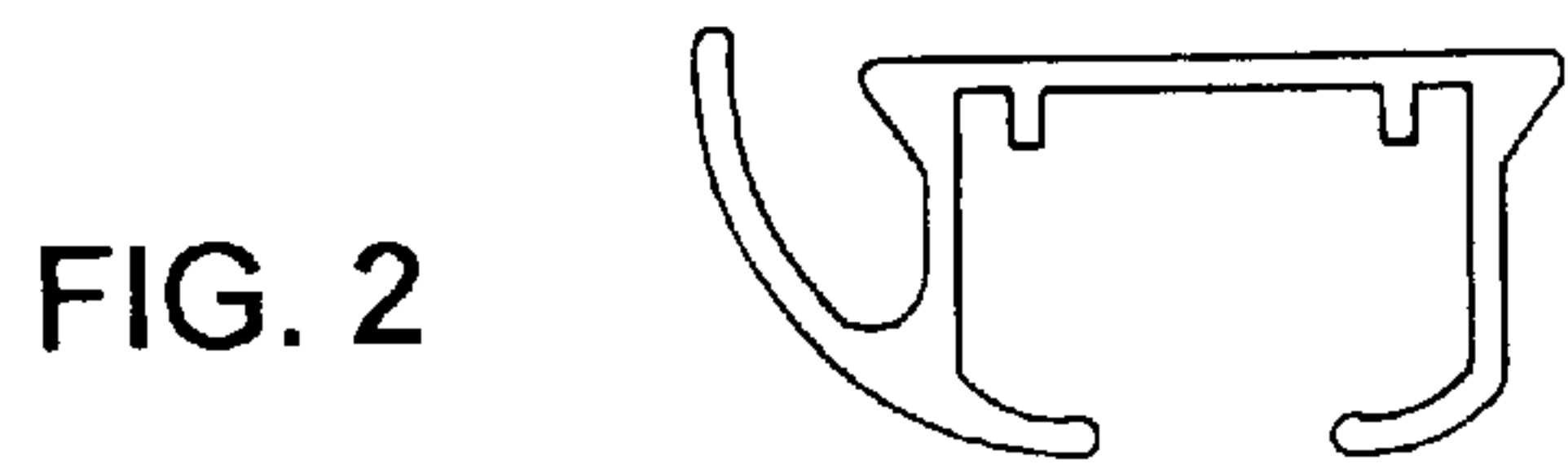


FIG. 3




FIG. 1




FIG. 4




FIG. 5




FIG. 6

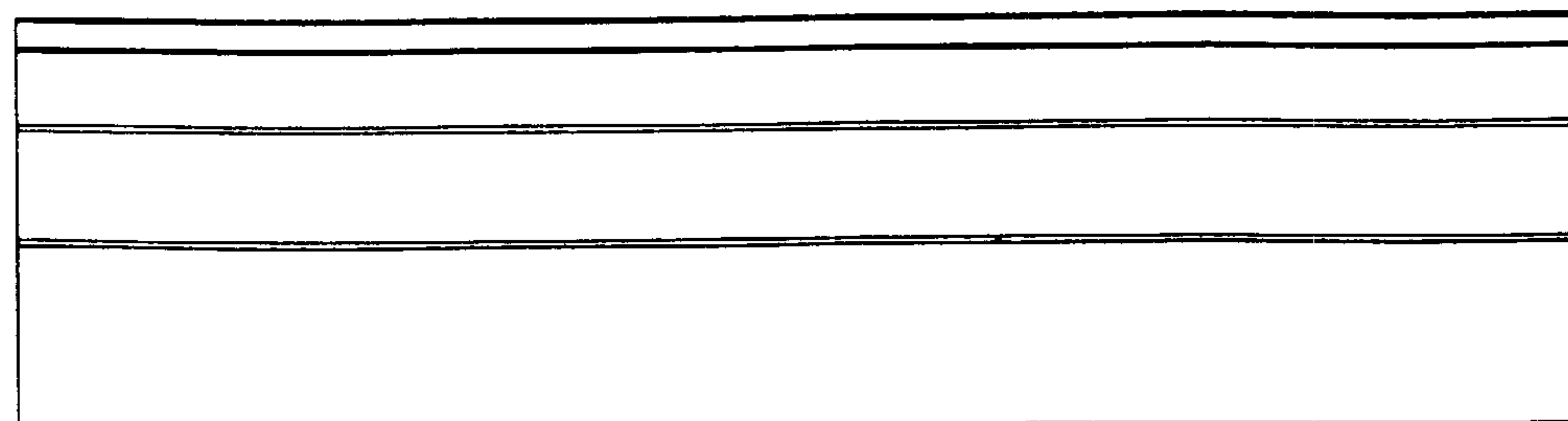


FIG. 7